

[Manuals.plus](#) /

› [BoxWave](#) /

› BoxWave AccuPoint Active Stylus Instruction Manual for Samsung A15 5G

BoxWave bw-1434-46817-10305

BoxWave AccuPoint Active Stylus Instruction Manual

Model: bw-1434-46817-10305 for Samsung A15 5G

PRODUCT OVERVIEW

The BoxWave AccuPoint Active Stylus is an electronic stylus designed for precise interaction with your Samsung A15 5G. It features an ultra-fine tip and does not require Bluetooth pairing for operation.



Image: The BoxWave AccuPoint Active Stylus in Metallic Silver, showcasing its sleek design.


SETUP INSTRUCTIONS

1. Charging the Stylus

Before initial use, ensure the stylus is fully charged. Connect the included MicroUSB cable to the charging port on the stylus and to any standard USB power source (e.g., computer, wall adapter). The indicator light will show charging status.



Fast Charging



Power On 

Charging 

Full Charge 

Image: The stylus connected to a charging cable, illustrating the indicator lights for power on (blue), charging (red), and full charge (green).



Image: The stylus conveniently charging from a laptop via its MicroUSB cable.

2. Powering On/Off

To turn the stylus on, simply press the power button located on the barrel. The indicator light will illuminate. To turn it off, press the power button again.

3. No Pairing Required

The AccuPoint Active Stylus does not require Bluetooth pairing with your Samsung A15 5G. It operates by emitting electronic pulses to interact with the screen.



Image: A detailed view of the stylus highlighting its built-in charging port, indicator light, 1.9mm extra fine tip, FiberMesh tip, and the 'No Bluetooth Required' feature.

OPERATING INSTRUCTIONS

Using the Stylus

Once powered on, the stylus is ready for use. Hold the stylus as you would a regular pen. The ultra-fine tip allows for precise tapping, swiping, and drawing on your Samsung A15 5G screen.

- **Precision:** The 1.9mm fine tip provides accuracy for detailed tasks.
- **Natural Writing:** The stylus is designed to allow for natural writing positions.
- **Compatibility:** Works across various applications on your device.



Tap, Swipe, or Write Naturally With the AccuPoint Active Stylus

No pairing required! The AccuPoint Active Stylus emits quick electronic pulses to interact with your device's screen.

(Please note: the AccuPoint Active Stylus does not support palm rejection)

BoxWave AccuPoint Active Stylus

Image: A hand demonstrating the natural use of the AccuPoint Active Stylus for tapping, swiping, or writing on a device screen.




Image: A user interacting with various applications on a smartphone using the AccuPoint Active Stylus.

Important Considerations

- The AccuPoint Active Stylus **does not support Palm Rejection**. Avoid resting your palm on the screen while using the stylus to prevent unintended input.
- The stylus **does not support Pressure Sensitivity**. Line thickness and opacity will not vary with pressure

applied.

MAINTENANCE

Cleaning

To maintain optimal performance, keep the stylus tip and barrel clean. Use a soft, dry, lint-free cloth to gently wipe the stylus. Avoid using harsh chemicals or abrasive materials.

Tip Replacement

The stylus features a removable FiberMesh Tip. If the tip becomes worn or damaged, it can be replaced. Contact BoxWave support for replacement tips.


TROUBLESHOOTING

- **Stylus not responding:**
 - Ensure the stylus is charged. Connect it to a power source using the MicroUSB cable.
 - Verify the stylus is powered on by pressing the button and checking the indicator light.
 - Clean the stylus tip and your device screen to remove any debris.
- **Inaccurate input:**
 - Ensure your device screen is clean.
 - Check if the stylus tip is damaged or worn. Consider replacing the tip if necessary.
- **Stylus not connecting via Bluetooth:**
 - The AccuPoint Active Stylus does not use Bluetooth. No pairing is required.

SPECIFICATIONS

Brand	BoxWave
Model Number	bw-1434-46817-10305
Color	Metallic Silver
Compatible Devices	Samsung A15 5G (Smartphones)
Tip Size	1.9mm / 2mm Ultra Fine Tip
Tip Type	Active Tip, FiberMesh Tip
Material	Brushed Aluminum Barrel
Weight	1.3 Ounces
Battery	1 Product Specific battery (included)
Battery Life	Up to 12 hours of use
Charging Interface	MicroUSB

Features and Specifications



(Please note: Palm Rejection and Pressure Sensitivity is not supported)

BoxWave AccuPoint Active Stylus

Image: Diagram illustrating key features and specifications of the AccuPoint Active Stylus, including protected charging port, brushed aluminum body, fine tip, mesh tip, and LED button.

WARRANTY AND SUPPORT

Specific warranty information for the BoxWave AccuPoint Active Stylus is not provided in this manual. For warranty details or technical support, please refer to the official BoxWave website or contact their customer service directly.