

Fitbit Ace LTE

Fitbit Google Ace LTE Kids Smartwatch Instruction Manual

Model: Ace LTE

INTRODUCTION

This manual provides comprehensive instructions for the setup, operation, maintenance, and troubleshooting of your Fitbit Google Ace LTE Kids Smartwatch. Please read this manual carefully to ensure proper use and to maximize the device's features.



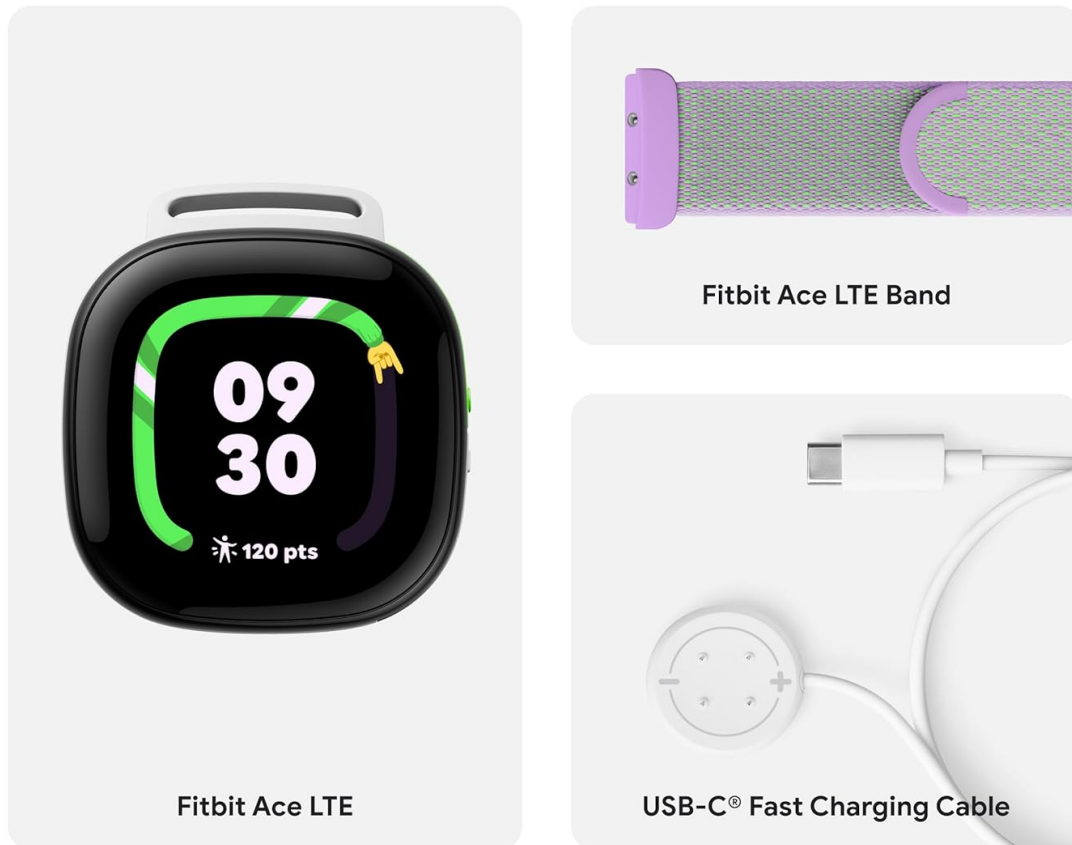
Image: The Fitbit Ace LTE Smartwatch, featuring a vibrant display showing the time and activity points, worn on a child's wrist.

1. SETUP

1.1 Unboxing and Initial Charge

Upon unboxing, ensure all components are present: the Fitbit Ace LTE device, one-size band, bumper, and charging cable. Before first use, fully charge the device using the provided USB-C® Fast Charging Cable. A 30-minute charge provides approximately 11 hours of battery life.

What's in the box.



Protective bumper, Quick Start Guide, Fitbit Ace Sticker Pack (not shown)

USB-C® is a trademark of USB Implementers Forum.

Image: A visual representation of the Fitbit Ace LTE product contents, including the smartwatch, an interchangeable band, and the USB-C charging cable.

1.2 App Installation and Pairing

1. Download the Fitbit Ace app on a compatible smartphone (Android 11.0 or newer, or iOS 16 or newer). A Google account is required.
2. Open the app and follow the on-screen instructions to create a family group and pair the Fitbit Ace LTE smartwatch.
3. Ensure your smartphone has an active internet connection during the pairing process.

Compatible with Android and iOS.

Fitbit Ace LTE and the Fitbit Ace app work with most phones running Android 11.0 or newer or iOS 15 or newer.



Image: Various smartphone screens showing the Fitbit Ace app, highlighting the device's compatibility with both Android and iOS operating systems.

1.3 Activating the Ace Pass Data Plan

The Fitbit Ace LTE requires an Ace Pass data plan for full functionality, including calling, messaging, and location sharing. This plan also grants access to all games in the Fitbit Arcade. Plans are purchased within the Fitbit Ace app during watch setup. No additional LTE activation fees or service contracts are required.

- **Plan Options:** Annual (\$119.00) or Monthly (\$9.99).
- **Included Features:** 4G LTE connectivity, GPS location, calling and messaging, access to Fitbit Arcade, all software updates, Bit Valley + Daily Quest updates.

Fitbit Ace Pass. LTE data. Unlimited fun.

The Ace Pass data plan gives your kids access to calling, messaging, and location sharing, plus every game title in the Fitbit Arcade.⁴
No additional LTE activation fees or LTE service contracts required.¹¹

Choose a plan

\$119.00 / Annually

Get the Fitbit Ace Pass annual data plan and score an Ace Band worth \$34.99.¹²

\$9.99 / Monthly

Plans are purchased in the Ace app during watch setup.

Included in every plan

- ✓ 4G LTE connectivity
- ✓ GPS location
- ✓ Calling and messaging
- ✓ Access to Fitbit Arcade
- ✓ All software updates
- ✓ Bit Valley + Daily Quest updates

Image: An infographic detailing the Fitbit Ace Pass data plan, outlining pricing options and the comprehensive list of features included with the subscription.

1.4 Adding Contacts

Parents can add up to 20 contacts (ages 13 and up) through the Fitbit Ace app. These contacts will be able to call and message the child's smartwatch. Kids can also join a Family group chat within the app.

Call and message without a phone number.

Add up to 20 contacts (13+ years old) who can message or call your kids through the Fitbit Ace app. Kids can join the Family group chat, and call or message their siblings.^{4,20,21,22}



Image: The Fitbit Ace LTE smartwatch showing an incoming call, paired with a smartphone screen illustrating the contact management interface for calls and messages.

2. OPERATING THE SMARTWATCH

2.1 Basic Navigation

The Fitbit Ace LTE features a responsive touchscreen for navigation. Swipe left/right to access different apps and features, and tap to select. The side button can be used for quick actions or to return to the home screen.

2.2 Communication Features

- **Calling:** Make and receive calls from approved contacts.
- **Messaging:** Send and receive text messages with approved contacts. Quick replies and voice messages are supported.

2.3 Location Tracking (GPS)

The built-in GPS allows parents to track the child's location in real-time through the Fitbit Ace app,

providing peace of mind.

Know where your wild things are.

Fitbit Ace LTE is designed to move the next generation of gamers,¹ and give parents peace of mind. With built-in cellular 4G LTE and GPS location, your kids are never out of reach.^{1,4}

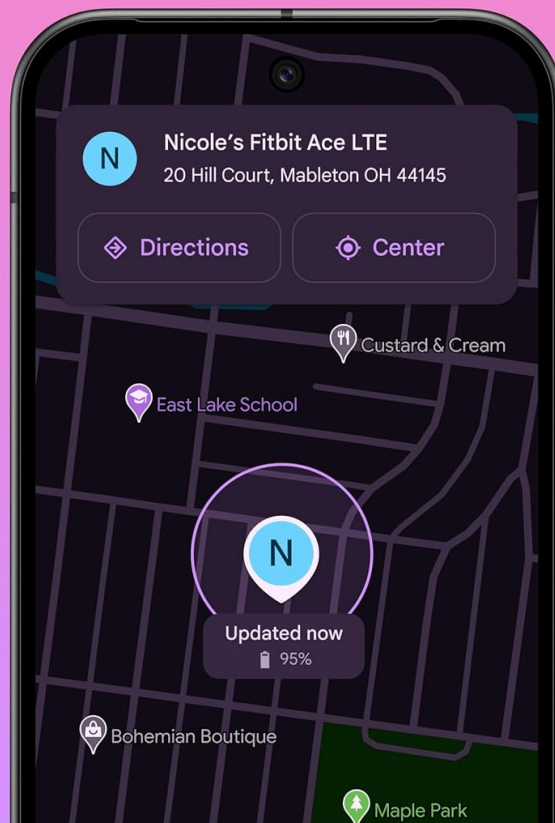


Image: A smartphone displaying the Fitbit Ace app's map interface, indicating the precise GPS location of the child's smartwatch.

2.4 Activity Tracking and Games

- **The Noodle:** An activity ring that records steps, jumps, and bounces. Reaching daily Move Goals is celebrated with animations.
- **Fitbit Arcade:** Access movement-based games that encourage physical activity. New game titles are delivered with the Ace Pass data plan.
- **Eejie:** A character on the watch that reacts to the child's movement, becoming happier with more activity.

Move the Noodle.

The Noodle is an activity ring that records kids' movement, and celebrates with a fun animation when they reach their Move Goal.^{3,9}



Image: A trio of Fitbit Ace LTE smartwatches showcasing the 'Noodle' activity rings in various colors, indicating different levels of daily movement.

The Fitbit Arcade.

Unlock movement-based games with the Fitbit Ace Pass,
delivered straight to your kid's wrist.¹



Image: The Fitbit Ace LTE smartwatch actively displaying a game from the Fitbit Arcade, with a selection of other game titles visible in the background.

Meet the eejie.

It's the character at the center of your kid's Fitbit Ace LTE.
The more they move, the happier it gets.⁹



Image: The animated 'eejie' character from the Fitbit Ace LTE ecosystem, positioned beside the smartwatch which shows 'Daily Quests' and a 'Move Goal' interface.

2.5 School Time Mode

Parents can enable 'School Time' through the Fitbit Ace app to limit gameplay and notifications during school hours, helping children focus. Essential communication features remain accessible for emergencies.

School Time. For when class is in session.

Limit gameplay on the watch during the day, while still letting kids get in touch if they need to.⁸



Image: The Fitbit Ace LTE smartwatch displaying 'School Time' mode, accompanied by a smartphone screen illustrating the customizable weekly schedule for managing watch distractions.

2.6 Tap to Pay

With a supported kids' debit card, children can use their Fitbit Ace LTE for Tap to Pay transactions, allowing them to make purchases directly from their watch.

3. MAINTENANCE

3.1 Cleaning

Regularly clean your Fitbit Ace LTE with a soft, damp cloth. Avoid harsh chemicals or abrasive materials. Ensure the charging contacts are clean and dry before charging.

3.2 Water Resistance

The Fitbit Ace LTE is water resistant up to 50 meters. It is suitable for swimming and showering but should not be used for scuba diving or high-velocity water sports. After exposure to water, dry the watch thoroughly.

3.3 Durability

The device is made with Corning Gorilla Glass 3 and includes a protective bumper case, offering resistance against bumps, scratches, and dust.

3.4 Battery Care

To prolong battery life, avoid extreme temperatures. Charge the device regularly. The battery provides 16+ hours of use on a full charge.

4. TROUBLESHOOTING

4.1 Common Issues and Solutions

- **Watch not turning on:** Ensure the device is fully charged. Connect to the charging cable and allow it to charge for at least 30 minutes.
- **Connectivity issues (calls/messages/GPS):** Verify that the Ace Pass data plan is active and that the watch has a cellular signal. Check the Fitbit Ace app for any connectivity alerts.
- **App not syncing:** Ensure Bluetooth is enabled on the paired smartphone and the Fitbit Ace app is open and running in the background. Restart both the watch and the smartphone if necessary.
- **Inaccurate activity tracking:** Ensure the watch is worn snugly on the wrist. Calibrate the device through the Fitbit Ace app if discrepancies persist.

4.2 Factory Reset

If persistent issues occur, a factory reset may resolve them. This will erase all data on the watch and restore it to its original settings. Consult the Fitbit Ace app or Fitbit support website for detailed instructions on performing a factory reset.

5. SPECIFICATIONS

Feature	Detail
Model Number	Ace LTE
Dimensions	1.62 x 1.77 x 0.52 inches
Item Weight	0.986 ounces (27.94 Grams)
Batteries	1 Lithium Ion battery (included)
Operating System	Android
Connectivity	Cellular (4G LTE), Bluetooth
GPS	Built-in GPS
Screen Size	1.6 Inches
Memory Storage Capacity	32 GB
Water Resistance	50 meters

Display Features	Wireless
Human Interface Input	Touchscreen

6. WARRANTY AND SUPPORT

6.1 Product Warranty

The Fitbit Google Ace LTE Smartwatch is covered by a limited manufacturer's warranty. For specific terms and conditions, please refer to the warranty information provided with your purchase or visit the official Fitbit support website.

6.2 Customer Support

For technical assistance, troubleshooting, or any questions regarding your Fitbit Ace LTE, please visit the official Fitbit support website or contact their customer service. Support resources include FAQs, user forums, and direct contact options.

6.3 Optional Protection Plans
















Extended protection plans are available for purchase separately to cover accidental damage or extended service needs. These plans are optional and not included with the standard product warranty.

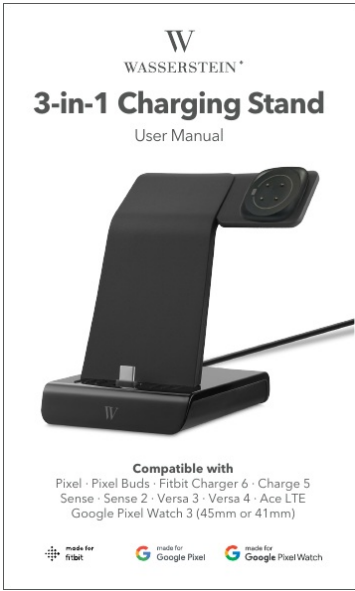
- 2-Year Protection Plan
- 3-Year Protection Plan
- Complete Protect (monthly subscription covering multiple eligible purchases)

© 2024 Fitbit. All rights reserved. Google and Fitbit are trademarks of Google LLC.

Related Documents - Ace LTE

<div></div> <div></div> <div></div> <div><div>用户手册</div><div>版本 1.0</div></div>	<div>Fitbit Ace 2</div> <div>Fitbit Ace 2</div>
--	---

   <p>Manual del usuario Versión 1.2</p>	<p>Manual de Usuario Fitbit Ace 3</p> <p>Manual completo para el monitor de actividad y sueño Fitbit Ace 3, que cubre configuración, funciones, solución de problemas e información regulatoria.</p>
   <p>User Manual Version 1.3</p>	<p>Fitbit Ace 2 User Manual: Setup, Features, and Safety Information</p> <p>Comprehensive user manual for the Fitbit Ace 2 activity tracker for kids, covering setup, features like activity tracking, sleep monitoring, notifications, alarms, and regulatory information. Learn how to wear, charge, and maintain your Ace 2.</p>
   <p>Panduan Pengguna Versi 1.1</p>	<p>Fitbit Ace 3 User Manual: Setup, Features, and Troubleshooting Guide</p> <p>Comprehensive guide to setting up, using, and troubleshooting your Fitbit Ace 3 activity tracker for kids. Learn about features, care, and regulatory information.</p>
   <p>Gebruikershandleiding Versie 1.1</p>	<p>Fitbit Ace 3 User Manual and Guide</p> <p>Comprehensive guide to setting up, using, and troubleshooting the Fitbit Ace 3 activity and sleep tracker for kids. Learn about features, notifications, and regulatory information.</p>
   <p>User Manual Version 2.3</p>	<p>Fitbit Versa User Manual: Setup, Features, and Troubleshooting</p> <p>Comprehensive user manual for the Fitbit Versa smartwatch. Learn how to set up your device, track activity and sleep, manage notifications, use apps, and troubleshoot common issues.</p>




[\[pdf\]](#) User Manual

UM MFG 3in1ChargingStand WiredVersionUpdate GG 220824 v10 Fitbit Google 3 in 1 Charging Station

Updated VersionUser Manuals Wasserstein Homecdn shopify s files 1100 5760 v 1730689242 |||

3-in-1 Charging Stand User Manual Compatible with Pixel Pixel Buds Fitbit Charger 6 Charge 5 Sense Sense 2 Versa 3 Versa 4 Ace LTE Google Pixel Watch 3 45mm or 41mm In the Box 1 x Charging Stand 1 x Power Cable 1 x Charging Adapter - Fitbit Charge 5 6 1 x Charging Adap...

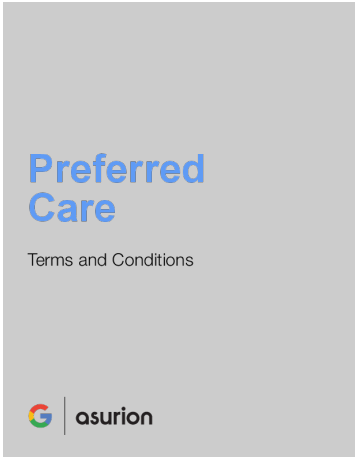
lang:en score:27 filesize: 3.25 M page_count: 7 document date: 2024-08-22



[Pixel Care+ Terms and Conditions: Your Guide to Device Protection](#)

Explore the essential details of Google's Pixel Care+ and Pixel Care+ with Loss and Theft plans. Learn about coverage for accidental damage, operational failures, service fees, claim procedures, and important terms for Pixel devices and Fitbits.

lang:en score:13 filesize: 712.03 K page_count: 27 document date: 2025-08-05



[\[pdf\]](#) Warranty Accessories

uspcterssandconditions services google fh files misc |||

Preferred Care Terms and Conditions PREFERRED CARE Summary of Key Terms and Conditions and Import ... Tier: Fitbits All Operational Failures for Replacement: Tier 1: Ace 3, Inspire 3 19 Tier 2: Ace LTE, Charge 6, Luxe, Luxe gorjana, Sense 2, Versa 4 29 If you do not see your device in the s...

lang:en score:10 filesize: 244.41 K page_count: 9 document date: 2025-02-06

PREFERRED CARE				
Summary of Key Terms and Conditions and Important Information				
Plan Choice	<p>Two Plans: 1) Fixed Plan: \$100 per day, 180 days of plan, no premium. 2) Flex Plan: \$4.015 per month for 12 months, with a \$100 deductible, \$100 copay, and \$100 out-of-pocket. The plan is subject to a 10% co-insurance and a 10% co-pay. The plan is subject to a 10% co-insurance and a 10% co-pay. The plan is subject to a 10% co-insurance and a 10% co-pay.</p>			
Cost Limits	<p>The plan is subject to a 10% co-insurance and a 10% co-pay. The plan is subject to a 10% co-insurance and a 10% co-pay. The plan is subject to a 10% co-insurance and a 10% co-pay. The plan is subject to a 10% co-insurance and a 10% co-pay. The plan is subject to a 10% co-insurance and a 10% co-pay.</p>			
Service Coverage	<p>The plan is subject to a 10% co-insurance and a 10% co-pay. The plan is subject to a 10% co-insurance and a 10% co-pay. The plan is subject to a 10% co-insurance and a 10% co-pay. The plan is subject to a 10% co-insurance and a 10% co-pay. The plan is subject to a 10% co-insurance and a 10% co-pay.</p>			
Reimbursement Details	<p>The plan is subject to a 10% co-insurance and a 10% co-pay. The plan is subject to a 10% co-insurance and a 10% co-pay. The plan is subject to a 10% co-insurance and a 10% co-pay. The plan is subject to a 10% co-insurance and a 10% co-pay. The plan is subject to a 10% co-insurance and a 10% co-pay.</p>			
Contract Details	<p>The plan is subject to a 10% co-insurance and a 10% co-pay. The plan is subject to a 10% co-insurance and a 10% co-pay. The plan is subject to a 10% co-insurance and a 10% co-pay. The plan is subject to a 10% co-insurance and a 10% co-pay. The plan is subject to a 10% co-insurance and a 10% co-pay.</p>			
Additional Information	<p>The plan is subject to a 10% co-insurance and a 10% co-pay. The plan is subject to a 10% co-insurance and a 10% co-pay. The plan is subject to a 10% co-insurance and a 10% co-pay. The plan is subject to a 10% co-insurance and a 10% co-pay. The plan is subject to a 10% co-insurance and a 10% co-pay.</p>			
Service Fees	<p>The plan is subject to a 10% co-insurance and a 10% co-pay. The plan is subject to a 10% co-insurance and a 10% co-pay. The plan is subject to a 10% co-insurance and a 10% co-pay. The plan is subject to a 10% co-insurance and a 10% co-pay. The plan is subject to a 10% co-insurance and a 10% co-pay.</p>			

[illegible]

IN
FEATURE
WORKSHOP
HITS
NEWS
HIGHLIGHTS
BUYER

MOBILE LIFE

天書

Google play
App Store

February 2018

— Apple Watch Series 3 (GPS+Cellular) —

率先登場 · 唯有 **1010** **CSL**

February 2018

1010

1010

1010

1010

1010

1010

1010

1010

1010

1010

1010

1010

1010

1010

1010

1010

1010

1010

1010

1010

1010

1010

1010

1010

1010

[\[pdf\]](#) Warranty Accessories

PREFERRED CARE 16 gen 2025 — Plan Charge 2 Year Plans – \$19 \$279 paid at time of plan purchase

5 year plans \$4 \$15 billed monthly for sixty months charges depends on device model GOOG 1615040

24 Google Preferred Care US Launch GStore Terms Print v05 1 assets ctfassets net 16nm6vz43ids

5AzLLXYDW4pTwNsC68jb0i 28cdcf7d74a68006feaf120d8f776eed |||

PREFERRED CARE Summary of Key Terms and Conditions and Important

Information Plan Charge 2 Year PI ... 99 29 129 All Operational Failures for Replacement: Tier 1: Ace 3, Inspire 3 19 Tier 2: Ace LTE, Charge 6, Luxe, Luxe gorjana, Sense 2, Versa 4 29 If you do not see your device in the s...

lang:en score:10 filesize: 199.53 K page_count: 8 document date: 2024-12-19

[\[pdf\]](#) Warranty Accessories

[us](#) [google](#) [preferred](#) [care](#) [terms](#) [conditions](#) [services](#) [fh](#) [files](#) [helpcenter](#) |||

PREFERRED CARE Summary of Key Terms and Conditions and Important

Information Plan Charge 2 Year PI ... 99 29 129 All Operational Failures for

Replacement: Tier 1: Ace 3, Inspire 3 19 Tier 2: Ace LTE, Charge 6, Luxe, Luxe
gorjana, Sense 2, Versa 4 29 If you do not see your device in the s...

lang:en score:10 filesize: 381.18 K page count: 8 document date: 2024-12-19

[\[pdf\]](#) Warrant

IS Feb 18 Mobile Life Full Version hkcs1 r cms pccw |||

ANDROID APP ON GET IT ON csl 009 MOBILE NEWS 001 MOBILE IN Contents

FEBRUARY 2018 007 MOBILE HITS 022 MOBILE NEWS 017 TALK GEAR MOBILE

IN 001 Apple Watch Series 3GPS Cellular 101Ocsi MOBILE HITS 004 iPhone X 005

iPhone8/iPhone 8 Plus 006 Sony Xperia XA2 Ultra 007 5 Plus 008 Samsung ...

lang:tl score:10 filesize: 6.69 M page_count: 28 document date: 2018-02-07