

KoolMore RIR-1D-SS12C

KoolMore RIR-1D-SS12C Commercial Reach-in Refrigerator Instruction Manual

Model: RIR-1D-SS12C

1. INTRODUCTION

Thank you for choosing the KoolMore RIR-1D-SS12C Commercial Stainless-Steel Reach-in Refrigerator. This appliance is designed for heavy-duty kitchen use in professional settings such as restaurants, cafes, and other food service establishments. With its 12 cubic feet capacity and durable stainless-steel construction, it provides efficient and reliable cold food storage. This manual provides essential information for the safe and effective operation, installation, and maintenance of your new refrigerator.

2. SAFETY INFORMATION

Please read all safety instructions carefully before operating the appliance to prevent injury or damage. Keep this manual for future reference.

General Safety Precautions:

- Ensure the refrigerator is connected to a properly grounded electrical outlet with the correct voltage (120 Volts).
- Do not store explosive substances such as aerosol cans with a flammable propellant in this appliance.
- Maintain proper ventilation around the unit. Do not block any ventilation openings.
- Do not use mechanical devices or other means to accelerate the defrosting process, other than those recommended by the manufacturer.
- Do not damage the refrigerant circuit.
- Only qualified service personnel should perform repairs. Improper repairs can lead to hazards.
- Keep children away from the appliance.
- Always unplug the unit before cleaning or performing maintenance.

3. SETUP AND INSTALLATION

Proper installation is crucial for the optimal performance and longevity of your refrigerator.

Unpacking:

1. Carefully remove all packaging materials, including tape and protective film.
2. Inspect the refrigerator for any shipping damage. Report any damage immediately to the carrier and your dealer.
3. Retain packaging materials until the unit has been inspected and is operating correctly.

Placement:

- This is a freestanding unit. Place the refrigerator on a strong, level surface capable of supporting its weight (approximately 181 pounds when empty, plus contents).
- Ensure adequate clearance around the unit for proper ventilation. A minimum of 4 inches (10 cm) of space should be maintained from walls and other objects on all sides (back, top, and sides).
- Avoid placing the unit in direct sunlight or near heat-generating appliances like ovens or stoves, as this can affect cooling efficiency.



Image: Refrigerator placed in a commercial kitchen setting.

Leveling:

- The unit comes with rolling casters for easy movement. Once in its final position, ensure the refrigerator is level to prevent door misalignment and ensure proper drainage.
- Adjust the leveling feet on the casters if necessary.

Initial Cleaning:

- Before first use, clean the interior and exterior of the refrigerator with a mild detergent and warm water. Rinse thoroughly and dry.

Electrical Connection:

- Plug the refrigerator into a dedicated 120 Volt, properly grounded electrical outlet. Do not use extension cords or adapter plugs.

Initial Startup:

- After plugging in, allow the refrigerator to run for at least 2-4 hours empty to reach its operating temperature before loading with food.

4. OPERATING INSTRUCTIONS

This section details how to operate your KoolMore commercial refrigerator.

Temperature Control:

- The refrigerator features external digital controls and a display for precise temperature management.
- Refer to the control panel for current temperature readings and adjustment buttons.
- Set the desired temperature according to your food storage requirements.



Image: Refrigerator with door open, displaying food items and interior layout.

Loading Shelves:

- The unit includes three deep adjustable shelves, allowing for flexible storage configurations.
- Distribute food items evenly on the shelves to ensure proper air circulation and consistent cooling.
- Avoid blocking the internal fan or air vents.



Image: Interior view showing adjustable shelves.

Door Operation:

- The single door features a self-closing mechanism to ensure food remains fresh and cold air is retained.
- Minimize the time the door is open to maintain internal temperature and energy efficiency.

Your browser does not support the video tag.

Video: This video demonstrates the features and usage of the KoolMore Commercial One Door Reach-in Refrigerator, including its self-closing door and spacious interior.

5. MAINTENANCE

Regular maintenance ensures the efficiency and longevity of your refrigerator.

Cleaning:

- **Exterior:** Clean the stainless-steel exterior regularly with a soft cloth and a non-abrasive stainless-steel cleaner. Wipe in the direction of the grain.
- **Interior:** Clean the interior surfaces, shelves, and door gaskets with a mild detergent and warm water. Rinse and dry thoroughly.
- **Frequency:** Clean the interior weekly or as needed, and the exterior daily to maintain hygiene and appearance.

Defrosting:

- This refrigerator features an automatic defrost system, minimizing the need for manual defrosting.
- Ensure the drain pan is clear and free of obstructions to allow proper water evaporation during defrost cycles.

Condenser Coil Cleaning:

- The condenser coils should be cleaned regularly (every 3-6 months, depending on environment) to ensure efficient operation.
- Unplug the unit. Locate the condenser coils (typically at the bottom rear of the unit).
- Use a stiff brush or vacuum cleaner to remove dust and debris from the coils.

Door Gasket Inspection:

- Regularly inspect the door gaskets for cracks, tears, or signs of wear.
- Clean gaskets with warm, soapy water to maintain their sealing properties.
- Damaged gaskets should be replaced promptly to prevent cold air loss and increased energy consumption.

6. TROUBLESHOOTING

This section provides solutions to common operational issues. For problems not listed here, contact qualified service personnel.

Problem	Possible Cause	Solution
Refrigerator not cooling	Unit unplugged or power outage	Check power connection and circuit breaker
	Thermostat set too high	Adjust thermostat to a lower setting
	Blocked air vents	Ensure proper air circulation inside and outside the unit
	Dirty condenser coils	Clean condenser coils
Excessive noise	Unit not level	Level the unit using the adjustable feet
	Loose parts	Check for and tighten any loose components
	Fan obstruction	Inspect fan for obstructions and clear if necessary

Problem	Possible Cause	Solution
Door not closing properly	Unit not level Obstructed door gasket Damaged door gasket	Level the unit Clean the door gasket and remove any obstructions Replace damaged door gasket
Water on floor (leaking)	Clogged drain line Drain pan overflowing	Clear any blockages in the drain line Ensure drain pan is correctly positioned and not damaged

7. SPECIFICATIONS

Detailed technical specifications for the KoolMore RIR-1D-SS12C Commercial Reach-in Refrigerator.

Feature	Specification
Brand	KoolMore
Model Number	RIR-1D-SS12C
Capacity	12 Cubic Feet
Dimensions (D x W x H)	23"D x 25"W x 65"H (approx. 23 x 25 x 65 inches)
Item Weight	181 Pounds
Material Type	Stainless-Steel
Color	Silver
Voltage	120 Volts
Annual Energy Consumption	460 Kilowatt Hours
Number of Doors	1
Shelves	3 (Metal, coated in epoxy)
Defrost System	Automatic
Refrigerant	R-290
Installation Type	Freestanding
Certification	ADA, ETL Listed for Safety & Sanitation










Image: Product dimensions diagram.


8. WARRANTY AND SUPPORT

KoolMore stands behind the quality of its products. For specific warranty details, including coverage period and terms, please refer to the warranty card included with your purchase or visit the official KoolMore website. For technical support, parts, or service inquiries, please contact KoolMore customer service through the contact information provided on their website or your purchase documentation.

Contact Information: Please refer to your product packaging or the KoolMore official website for the most up-to-date contact details for customer support and warranty claims.

Related Documents

	<p>KoolMore Commercial Refrigerator and Freezer User's Manual</p> <p>User's manual for KoolMore Reach-In Refrigerators and Freezers, covering installation, safety, maintenance, and troubleshooting for models R29-1SS, R54-2SS, R29-1G, R54-2G, R81-3G, RIR-1D-GD, RIR-2D-GD, RIR-3D-GD, F29-1SS, F54-2SS, F81-2SS, RIF-2D-SS35C, and RIF-1D-SS12C.</p>
	<p>KoolMore RIR-2D-GD Glass Door Reach-In Refrigerator - Specifications and Features</p> <p>Comprehensive details on the KoolMore RIR-2D-GD two-door glass reach-in refrigerator, covering its robust construction, efficient refrigeration system, shelving capacity, advanced features, and technical specifications for commercial use.</p>
	<p>Commercial Refrigerator and Freezer User's Manual - Installation, Safety, Maintenance, Troubleshooting</p> <p>Comprehensive user's manual for commercial reach-in refrigerators and freezers, covering installation guidelines, safety warnings, regular maintenance procedures, and troubleshooting steps for models RIR and RIF series.</p>
	<p>KoolMore Reserve 24 in. Panel Ready Refrigerator Column KM-PRC-R24 Spec Sheet</p> <p>Detailed specifications for the KoolMore Reserve 24-inch panel-ready refrigerator column (Model KM-PRC-R24), featuring 12.5 cu. ft. capacity, water dispenser, frost-free operation, ETL certification, and Energy Star rating. Includes dimensions, features, materials, and electrical specifications for seamless kitchen integration.</p>



[pdf] Guide Catalog Label

BC 2DSW BK Federal Trade Commission 12 cu ft Commercial Stainless Steel 1 Door Reach In

Refrigerator Energy Guide Koolmore RIR 1D SS12C 810019866173 0810019866173 1009113667

b100765a 735e 40c8 8faa 8d9977aa6554 images thdstatic catalog Images b1 |||

U.S. Government Federal law prohibits removal of this label before consumer

purchase. Refrigerator Automatic Defrost KoolMore **RIR-1D-SS12C** 12 Cubic Feet

Compare ONLY to other labels with yellow numbers. Labels with yellow numbers are

based on the same test procedures. Estimated Yearly Energy Cos...

lang:es score:56 filesize: 281.83 K page_count: 1 document date: 2022-12-07



[pdf] Specifications Dimension Guide

RIR 1D SS12C Spec Sheet Buying Guides 25 in Commercial Stainless Steel 1 Door Reach In

Refrigerator 12 cu ft KoolMore klmr1269 SS12CKoolMore SS12Crir 1d ss12c spec sheetsecure img1 ag

wfcdn dm document 7ca46ab3 6de5 41b2 83b3 1e31d10388b2 rir sheet |||


SPEC SHEET KoolMore 25 in. Commercial Stainless Steel 1-Door Reach-In

Refrigerator, 12 cu. ft. SKU: **RIR-1D-SS12C** FEATURES Digital temperature controls

and display Stainless steel body Self-closing door with a stay-open feature for easy

load Four casters with two breaks for increased mobility and...

lang:en score:54 filesize: 767.73 K page_count: 3 document date: 2024-05-22



[pdf] User Manual Owner's Manual Installation Guide Specifications Accessories Catalog

Windows User 12 cu ft Commercial Stainless Steel 1 Door Reach In Refrigerator Specification Koolmore

RIR 1D SS12C 810019866173 0810019866173 1009113667 1a3945e2 6b8d 46d1 9a3e dbff1fd0b5c6

images thdstatic catalog Images 1a |||

COMMERCIAL REFRIGERATOR AND FREEZER USER S MANUAL REACH-IN

REFRIGERATOR AND FREEZER Refrigerator Models: R29-1SS, R54-2SS, R29-1G,

R54-2G, R81-3G, RIR-1D-GD, RIR-2D-GD, RIR-3D-GD,RIR-2DSS35C 01, **RIR-1D-**

SS12C Freezer Models: F29-1SS, F54-2SS, F81-2SS, RIF-2D-SS35C, RIF-1D-

SS12C, RIF-1D-SS12C 14 PLEASE...

lang:en score:37 filesize: 966.89 K page_count: 7 document date: 2022-12-06



COMMERCIAL REFRIGERATOR AND FREEZER
USER'S MANUAL

REACH-IN REFRIGERATOR AND FREEZER

Refrigerator Models:

R29-1G, R54-2SS, R29-1G, R54-2G, R81-3G,
RIR-1D-GD, RIR-2D-GD, RIR-3D-GD, RIR-3D-SS35C 01, RIR-1D-SS12C, RIR-1D-SSHD

Freezer Models:

F29-1SS, F54-2SS, F81-2SS, RIF-2D-SS35C,
RIF-1D-SS12C, RIF-1D-SSHD

PLEASE READ THE MANUAL THOROUGHLY PRIOR TO
EQUIPMENT SET-UP, OPERATION AND MAINTENANCE.

[\[pdf\]](#) User Manual Owner's Manual Installation Guide Specifications Accessories
Catalog

Windows User 23 cu ft Commercial Stainless Steel Solid Half Door Reach In Refrigerator Specification

Koolmore RIR 1D SSHD 810019864254 0810019864254 1009105628 a2e55f50 8178 4871 a73e

294da81d04c7 images thdstatic catalog Images a2 |||

COMMERCIAL REFRIGERATOR AND FREEZER USER S MANUAL REACH-IN
REFRIGERATOR AND FREEZER Refrigerator Models: R29-1SS, R54-2SS, R29-1G,
R54-2G, R81-3G, RIR-1D-GD, RIR-2D-GD, RIR-3D-GD, RIR-2DSS35C 01, **RIR-1D-SS12C**, RIR-1D SSHD Freezer Models: F29-1SS, F54-2SS, F81-2SS, RIF-2D-SS35C, RIF-1D-SS12C, RIF-1D SS...

lang:en **score:22** filesize: 1007.5 K page_count: 7 document date: 2022-12-07