

ECOWELL WRE110

ECOWELL 4L Mini Skincare Fridge User Manual

Model: WRE110

INTRODUCTION

Welcome to the ECOWELL Mini Skincare Fridge user manual. This compact and versatile appliance is designed to keep your skincare products, cosmetics, beverages, and snacks at optimal temperatures, whether you're at home, in the office, or on the go. Featuring both cooling and warming functions, an integrated LED mirror, and dual power options, the ECOWELL Mini Skincare Fridge offers convenience and efficiency for your daily needs.

PRODUCT OVERVIEW

The ECOWELL Mini Skincare Fridge (Model WRE110) is a 4-liter portable refrigerator with advanced features for diverse applications. Its sleek white design includes a mirrored front with adjustable LED lighting, making it ideal for beauty routines. The unit operates on both AC and DC power, providing flexibility for indoor and outdoor use.



Image: The ECOWELL Mini Skincare Fridge in white, with its mirrored door slightly ajar, revealing various skincare products stored inside. A woman's reflection is visible in the illuminated mirror, applying a product to her face.

ADJUSTABLE RACK FOR VERSATILE STORAGE



Image: A detailed view of the ECOWELL Mini Skincare Fridge highlighting its key features: a portable handle on top, a removable shelf inside, a switch for warmer function on the back, and a high-density seal on the door for efficient temperature control.

KEY FEATURES

- **Efficient Cooling & Warming:** Cools to 30-40°F (15-20°C) below ambient temperature and warms up to 131-150°F (55-65°C).
- **Integrated LED Mirror:** Front mirror with adjustable brightness levels for convenient makeup application.
- **Portable & Versatile:** Compact 4-liter capacity with a convenient carrying handle. Features a removable partition and shelf for customizable storage.
- **Dual Power Options:** Includes both AC (100-240V) and DC (12V) power cords for home, office, dorm, or car use.
- **Eco-friendly & Safe:** Utilizes advanced semiconductor electronics and polyurethane foam for efficient, low-energy, CFC-free operation.

COOLER AND WARMER

Switch For Cool And Warm



Image: The ECOWELL Mini Skincare Fridge demonstrating its dual functionality. One side shows a cold setting with ice-covered mountains and items like soda and skincare products, indicating cooling up to 32-40°F. The other side shows a warm setting with a desert landscape and items like coffee and toast, indicating warming up to 131-150°F.

OUTDOOR CAN USE

Includes Chargers For Home And Car Use



AC for 100-240V



DC for 12V



Image: The ECOWELL Mini Skincare Fridge's LED mirror feature. A woman is applying makeup in the mirror, and the image illustrates three adjustable light levels: Low Light, Medium Light, and High Light, controlled by a touch screen button.

SETUP

1. **Unpacking:** Carefully remove the fridge and all accessories from the packaging. Ensure all protective films are removed from the mirror and surfaces.
2. **Placement:** Place the fridge on a flat, stable surface. Ensure there is adequate ventilation around the unit (at least 2-3 inches of space on all sides) to allow for proper heat dissipation. Avoid placing it near heat sources or in direct sunlight.
3. **Power Connection:**
 - **For Home/Office (AC):** Connect the AC power cord to the AC port on the back of the fridge. Plug the other end into a standard household electrical outlet (100-240V).
 - **For Car (DC):** Connect the DC power cord to the DC port on the back of the fridge. Plug the other end into your vehicle's 12V cigarette lighter socket.
4. **Initial Operation:** Before placing items inside, allow the fridge to operate empty for at least 30 minutes to reach the

desired temperature.

MINI FRIDGE FOR SKIN CARE

Rationalization Of Stocks In Three Areas



Image: A comparison showing the organization benefits of the ECOWELL Mini Skincare Fridge. The "Before" section displays various makeup and skincare items scattered on a surface, while the "After" section shows the same items neatly stored inside the open fridge, demonstrating efficient rationalization of stocks in three areas.



Image: The ECOWELL Mini Skincare Fridge illustrating its dual power options for versatile outdoor use. The top section shows the fridge connected via AC power (100-240V) in a home setting. The bottom section shows the fridge connected via DC power (12V) in a car trunk, alongside picnic items, emphasizing its portability.

OPERATING INSTRUCTIONS

Temperature Control:

On the back of the fridge, locate the "COOL/OFF/WARM" switch.

- **Cooling Mode:** Slide the switch to "COOL". The green indicator light will illuminate. This mode is ideal for skincare products, cosmetics, and cold beverages.
- **Warming Mode:** Slide the switch to "WARM". The red indicator light will illuminate. This mode is suitable for warming towels, baby milk, or other items that require warmth.
- **Off:** Slide the switch to "OFF" to turn off the unit.

LED Mirror Operation:

The mirror on the front of the fridge features touch-sensitive LED lighting.

- **Turn On/Off:** Lightly touch the circular power icon on the mirror to turn the LED light on or off.
- **Adjust Brightness:** Press and hold the power icon to cycle through three adjustable brightness levels (low, medium, high). Release your finger when the desired brightness is reached.

Internal Storage:

- **Removable Shelf:** The internal shelf can be easily removed to accommodate taller items or to create a single large storage compartment.
- **Door Compartment:** A small compartment on the inside of the door is perfect for storing smaller items like sheet masks or eye creams.

UP 20% BETTER COOLING EFFICIENCY




Image: The ECOWELL Mini Skincare Fridge demonstrating its adjustable rack for versatile storage. It shows the fridge holding six soda cans, then two bottles and grapes, and finally four soda cans, illustrating how the internal shelf can be adjusted or removed to fit various items.

4 L / 6 CAN MINI FRIDGE WITH LED MIRROR

3 Adjustable Light Levels By Touch Screen

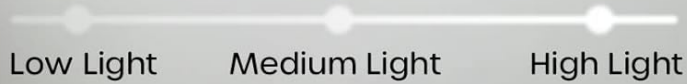


Image: A woman applying makeup while looking into the illuminated LED mirror of the ECOWELL Mini Skincare Fridge. The mirror provides bright, even lighting for detailed cosmetic application.

MAINTENANCE

- **Cleaning:**
 - Unplug the fridge before cleaning.
 - Wipe the interior and exterior surfaces with a soft cloth and mild detergent. Avoid abrasive cleaners or solvents.
 - Clean the fan and ventilation grilles on the back regularly to prevent dust buildup, which can affect performance.
- **Defrosting:** The fridge uses a manual defrost system. If ice buildup occurs, turn off the unit and allow the ice to melt naturally. Wipe away any melted water with a clean cloth.
- **Storage:** If storing the fridge for an extended period, ensure it is clean and dry. Store it in a cool, dry place away from direct sunlight.

TROUBLESHOOTING

| Problem | Possible Cause | Solution |
|----------------------------|---|--|
| Fridge not cooling/warming | Not plugged in correctly. Power switch is "OFF". Ventilation blocked. | Check power connection. Ensure switch is set to "COOL" or "WARM". Clear obstructions around vents. |
| LED mirror not lighting up | Not plugged in. Touch sensor not activated. | Ensure fridge is powered on. Lightly touch the power icon on the mirror. |
| Excessive noise | Fan obstruction. Unit not on a stable surface. | Check and clear fan area. Place on a flat, stable surface. |





SPECIFICATIONS

| Attribute | Detail |
|------------------------|---|
| Brand | ECOWELL |
| Model Number | WRE110 |
| Capacity | 4 Liters |
| Dimensions (L x W x H) | 9.7 x 6.9 x 9.6 inches |
| Item Weight | 4.18 pounds |
| Cooling Temperature | 30-40°F (15-20°C) below ambient |
| Warming Temperature | 131-150°F (55-65°C) |
| Power Options | AC 100-240V, DC 12V |
| Special Features | LED Mirror, Adjustable Shelves, Portable |
| Included Components | Mini skincare fridge, AC adapter, DC adapter, shelves |
| Certification | UL |

WARRANTY AND SUPPORT

For warranty information and customer support, please refer to the official ECOWELL website or contact their customer service directly. Keep your purchase receipt for any warranty claims.

A detailed User Manual (PDF) is available for download: [ECOWELL Mini Skincare Fridge User Manual PDF](#)

| | |
|--|---|
|  | <p>Ecowell LULU QUICK CLEAN Wet/Dry Vacuum & Wash User Manual</p> <p>Comprehensive user manual for the Ecowell LULU QUICK CLEAN Wet/Dry Vacuum & Wash (Model SC91, SKU P05), covering safety instructions, product features, assembly, operation, maintenance, troubleshooting, and warranty information.</p> |
|  | <p>Ecowell LULU Quick Clean P03 Wet/Dry Vacuum & Wash Quick Start Guide</p> <p>A quick start guide for the Ecowell LULU Quick Clean P03, a 4-in-1 wet/dry vacuum and wash cleaner. This guide covers operation, digital light indicators, self-cleaning, charging, storage, and maintenance tips.</p> |
|  | <p>Ecowell LULU QUICK CLEAN Wet/Dry Vacuum & Wash User Manual</p> <p>Comprehensive user manual for the Ecowell LULU QUICK CLEAN Wet/Dry Vacuum & Wash (Model SC91, SKU P05), covering safety instructions, product features, assembly, operation, maintenance, troubleshooting, and warranty information.</p> |
|  | <p>Ecowell LULU Quick Clean P03 Wet/Dry Vacuum & Wash Quick Start Guide</p> <p>A quick start guide for the Ecowell LULU Quick Clean P03, a 4-in-1 wet/dry vacuum and wash cleaner. This guide covers operation, digital light indicators, self-cleaning, charging, storage, and maintenance tips.</p> |

Documents - ECOWELL – WRE110




[\[pdf\]](#) User Manual

ECOWELL WRE110 cdr Administrator User Manual Ecowell WRE100 Mini Bedroom 4L 6 Can Skincare Fridge AC DC Portable Compact Small Refrigerator for Office Dorm Car Desk Skin Care Makeup Cosmetic White Home Kitchen B1BkotnqyeL m media amazon images I |||

...

lang: **score:19** filesize: 2.08 M page_count: 12 document date: 2022-08-11



[\[pdf\]](#) Specifications Accessories Catalog

Ecowell Catalog230307 Download Manuels d utilisation Products Store v 1680270544 cdn shopify s files 1 0616 8739 8553 |||

ELEVATE YOUR LIFE CLEAN COMFORT CREATE Residential Wet/Dry Vacuum H2 O2 LED HEADLIGHT ELECTROL ... 15-20C Cool Temperature: 37.4F 3C Warming Temperature: 131-150F 55-65C / 3.3 10.7 x 7.6 x 10.0 **WRE110** 4 40 AC-110 DC-12 36 - 42 Ambient Temperature: 32-40F 15-20C Cool Temperature: 37.4F 3C War...

lang:en **score:15** filesize: 1.8 M page_count: 8 document date: 2023-03-09

