

Manuals+

[Q & A](#) | [Deep Search](#) | [Upload](#)

manuals.plus /

- › [TOZO](#) /
- › [TOZO NC2 Hybrid Active Noise Cancelling Wireless Earbuds User Manual](#)

TOZO NC2

TOZO NC2 Hybrid Active Noise Cancelling Wireless Earbuds User Manual

Model: NC2 | Brand: TOZO

INTRODUCTION

This manual provides detailed instructions for the TOZO NC2 Hybrid Active Noise Cancelling Wireless Earbuds. Please read this manual thoroughly before using the product to ensure proper operation and to maximize your listening experience. The TOZO NC2 earbuds feature advanced hybrid active noise cancellation, transparency mode, optical in-ear detection, and Bluetooth 5.3 connectivity, designed for immersive sound and clear communication.

WHAT'S IN THE BOX

- TOZO NC2 Hybrid Active Noise Cancelling Wireless Earbuds
- Wireless Charging Case
- 6 Pairs of Eartips (XS/S/M/L/XL/XXL)
- USB A to USB C Charging Cable
- User Manual (this document)

PRODUCT OVERVIEW



Image: TOZO NC2 Hybrid Active Noise Cancelling Wireless Earbuds in their open charging case, displaying the earbuds and the case's charging indicator lights.

The TOZO NC2 earbuds are designed for comfort and high-quality audio. They come with a compact charging case that provides extended battery life. The earbuds feature a sleek, ergonomic design for a secure fit.

SETUP

1. Initial Charge

Before first use, fully charge the earbuds and the charging case. Connect the provided USB A to USB C charging cable to the charging case and a power source. The indicator lights on the case will show the charging status. The case also supports wireless charging.



Image: The TOZO NC2 charging case placed on a wireless charging pad, illustrating its wireless charging capability.

2. Pairing with Your Device (One-step Pairing)

1. Open the charging case. The earbuds will automatically power on and enter pairing mode.
2. On your mobile phone or Bluetooth-enabled device, go to Bluetooth settings.
3. Search for "TOZO NC2" in the list of available devices and select it to connect.
4. Once connected, you will hear a confirmation tone, and the device will show "Connected".

One Step Pairing

Auto Pairing When Open the Charging Case After First Connection.
Easy Connection with Bluetooth <TOZO-NC2>
Compatible with iOS/ Android/ Windows etc.




Image: A hand holding the TOZO NC2 charging case with earbuds inside, next to a smartphone screen showing a successful Bluetooth connection to "TOZO-NC2".

The earbuds will automatically reconnect to the last paired device when taken out of the case, provided Bluetooth is enabled on the device.

3. Choosing the Right Eartips

For optimal sound quality and noise cancellation, select the eartips that provide the best seal and comfort. The TOZO NC2 comes with 6 different sizes (XS/S/M/L/XL/XXL). Experiment with different sizes to find your perfect fit.

OPERATING INSTRUCTIONS

Touch Controls

The TOZO NC2 earbuds feature smart touch controls on each earbud. The functions are as follows:

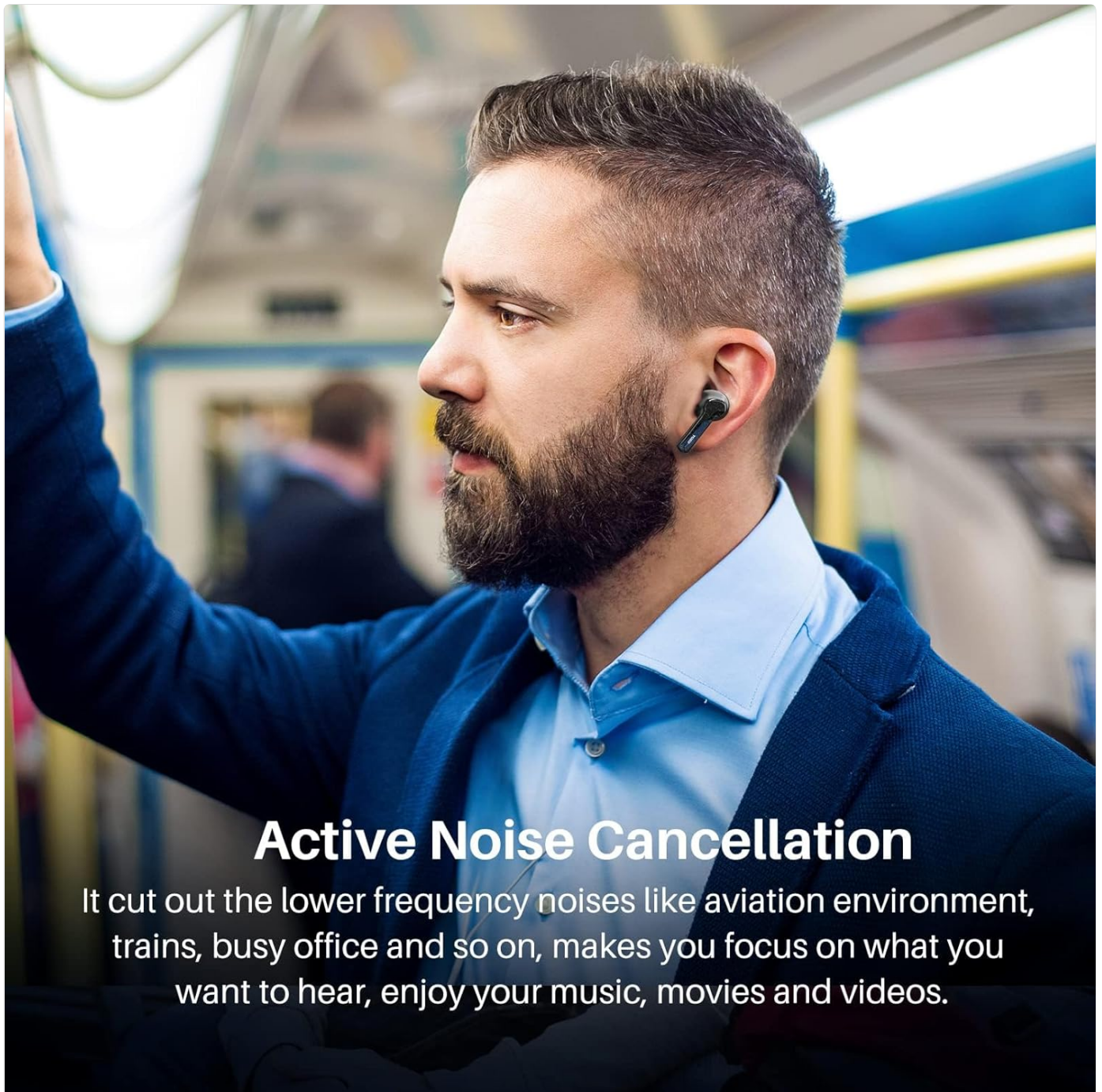


Image: A diagram illustrating the touch control functions for the left (L) and right (R) TOZO NC2 earbuds, including single tap, double tap, triple tap, and long press actions for music playback, calls, volume, and noise control modes.

Action	Left Earbud (L)	Right Earbud (R)
Single Tap (x1)	Play/Pause, Answer Call	Play/Pause, Answer Call
Double Tap (x2)	Previous Song	Next Song
Triple Tap (x3)		Voice Assistant
Hold (2 seconds)	Reject Call, Volume Down	Reject Call, Volume Up
Hold (for mode change)	Active Noise Cancellation mode / Transparent mode / Active Noise Cancellation off mode	

Active Noise Cancellation (ANC)

The TOZO NC2 features hybrid 3-layer active noise cancellation, reducing environmental noise by up to 35dB. This is achieved through outward-facing and inward-facing microphones that generate anti-noise to cancel external and internal sounds.



Active Noise Cancellation

It cut out the lower frequency noises like aviation environment, trains, busy office and so on, makes you focus on what you want to hear, enjoy your music, movies and videos.

Image: A man wearing TOZO NC2 earbuds on a bus, demonstrating the effectiveness of Active Noise Cancellation in a noisy environment.

Active Noise Cancellation for Clear Calls

Eliminate Maximum 35dB of External Ambient Noise
Accurately Capture Vocals to Achieve Clear Calls

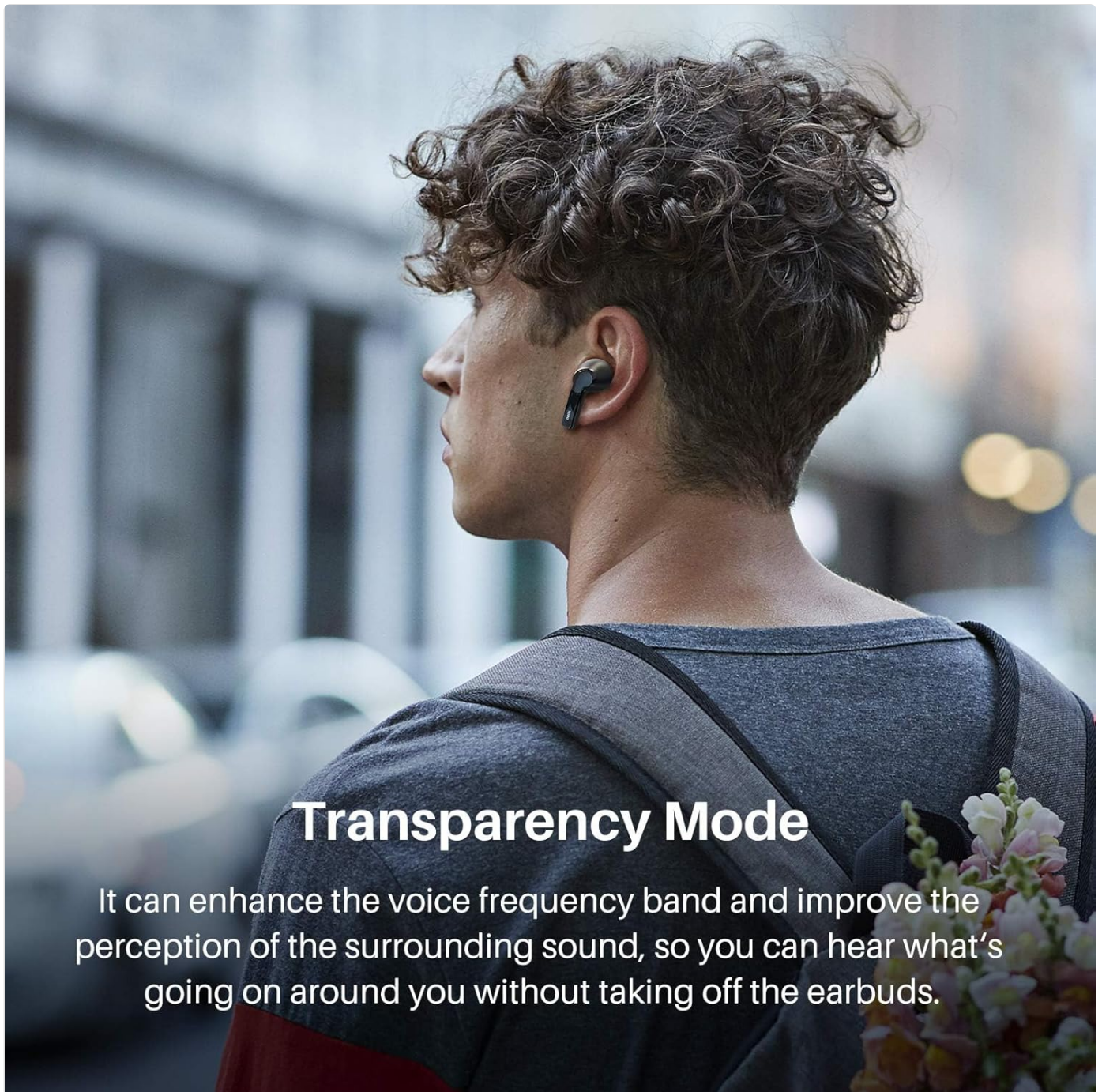


Image: A diagram showing the microphone placement on the TOZO NC2 earbuds, highlighting the feedback and feedforward active noise cancellation microphones for clear calls and noise reduction.

To cycle through ANC modes (ANC On, Transparency Mode, ANC Off), long-press the touch area on the Left earbud.

Transparency Mode

Transparency Mode allows you to hear your surroundings while still enjoying your audio. This is useful for situations where you need to be aware of your environment, such as hearing announcements or engaging in conversations without removing the earbuds.



Transparency Mode

It can enhance the voice frequency band and improve the perception of the surrounding sound, so you can hear what's going on around you without taking off the earbuds.

Image: A man wearing TOZO NC2 earbuds while walking outdoors, illustrating the use of Transparency Mode to remain aware of his surroundings.

Optical Sensors Technology (In-Ear Detection)

The earbuds are equipped with optical sensors that detect when they are in your ears. Music playback will automatically pause when you remove an earbud and resume when you put it back in.

Auto Optical In-ear Detection

Adopt high-precision contact sensor, optimized for daily use and sports occasion, achieving real-time detection of wearing status

High-precision contact sensor



High Stereo Sound quality

Featured with advanced ANC technology & powerful bass sound performance, each earbud enables you to enjoy crystal clear High stereo sound.

Image: A cutaway diagram of the TOZO NC2 earbud, highlighting the high-precision contact sensor responsible for auto-pause when removed and auto-play when inserted.

Battery Life and Charging

The earbuds provide over 10 hours of playtime on a single charge. With the compact charging case, the total playtime extends up to 42 hours. The charging case can be charged via the included USB-C cable or a wireless charger.

42-Hour Playtime

Immerse yourself in the music world all day long and the charging case extends playtime up to 42 hours.



10 hrs
On a single
Charge



42 hrs
With Charging
Case



1.5 hrs
Fast Charging
for Earbuds



Image: A visual representation of the TOZO NC2's battery life, showing 10 hours on a single charge and 42 hours total playtime with the charging case.

MAINTENANCE

Cleaning

- Regularly clean the earbuds and charging case with a soft, dry, lint-free cloth.
- Remove eartips and clean any earwax or debris from the earbud nozzles using a small, soft brush or cotton swab.
- Ensure charging contacts on both earbuds and case are clean and free of dust.

Storage

When not in use, store the earbuds in their charging case to protect them and keep them charged. Store in a cool, dry place away from extreme temperatures.

Water Resistance

The TOZO NC2 earbuds are IPX6 waterproof, meaning they are protected against powerful water jets. This makes them suitable for sports and daily use where they might be exposed to sweat or raindrops. Do not submerge the earbuds in water or expose them to saltwater or other liquids.



Image: Two TOZO NC2 earbuds being splashed with water, illustrating their IPX6 waterproof rating.

TROUBLESHOOTING

Problem	Possible Cause	Solution
Earbuds not pairing/connecting	Low battery, out of range, not in pairing mode, previous connection issue.	Ensure earbuds and case are charged. Place earbuds back in case, close lid, then open to re-enter pairing mode. Disable and re-enable Bluetooth on your device. Forget "TOZO NC2" from your device's Bluetooth list and re-pair.
No sound from one earbud	Earbud not charged, connection issue, earbud not properly seated in case.	Ensure both earbuds are charged. Place both earbuds back in the case, close the lid, then open them again. Clean charging contacts.
Poor sound quality	Improper eartip fit, earwax buildup, low battery.	Try different eartip sizes for a better seal. Clean earbuds and eartips. Charge the earbuds.
Touch controls not responding	Earbuds not properly worn, temporary software glitch.	Adjust earbuds for a secure fit. Place earbuds back in case, close, then open again to reset.

If problems persist, please refer to the official TOZO support website or contact customer service.

SPECIFICATIONS

Feature	Detail
Model Name	TOZO NC2
Noise Control	Hybrid Active Noise Cancellation (up to 35dB)
Connectivity Technology	Wireless (Bluetooth)
Bluetooth Version	5.3
Bluetooth Range	10 Meters
Battery Life (Earbuds)	10+ hours (single charge)
Total Playtime (with case)	Up to 42 hours
Water Resistance	IPX6 Waterproof
Frequency Range	20Hz - 20kHz
Impedance	32 Ohm
Material	Plastic, Acrylonitrile Butadiene Styrene (ABS)
Color	Matte Black
Product Dimensions	1.35 x 1.06 x 0.89 inches
Item Weight	4.6 ounces

WARRANTY AND SUPPORT

For warranty information, please refer to the documentation included with your product or visit the official TOZO website. For technical support or further assistance, please contact TOZO customer service through their official channels.

[Visit the Official TOZO Store on Amazon](#)

OFFICIAL PRODUCT VIDEO

Your browser does not support the video tag.

Video: An official TOZO video showcasing the Hybrid Active Noise Cancelling Wireless Earbuds, demonstrating their features and benefits in various scenarios. This video highlights the noise cancellation capabilities and overall user experience.