

[manuals.plus](#) /

› [Kinderkraft](#) /

› [Kinderkraft APINO Buggy User Manual](#)

Kinderkraft KSAPIN00BEG0000

Kinderkraft APINO Buggy User Manual

Model: KSAPIN00BEG0000

INTRODUCTION

Welcome to the user manual for your Kinderkraft APINO Buggy. This lightweight and compact stroller is designed for children from birth up to 22 kg (approximately four years old), offering functionality, comfort, and safety for daily use and travel. Please read this manual carefully before assembly and use to ensure proper operation and safety for your child.



The Kinderkraft APINO Buggy, showcasing its compact folded state next to its full, unfolded form. This image highlights the stroller's design and portability.

SETUP AND ASSEMBLY

The APINO Buggy features an intuitive design for quick setup.

Unfolding the Buggy

The Kinderkraft APINO Buggy is equipped with an AUTO-FOLD function, allowing it to fold and unfold with ease. To unfold, release the safety latch and allow the frame to extend until it locks into place. Ensure all locking mechanisms are securely engaged before placing your child in the buggy.

**10
JAHRE
GARANTIE**

**HÖCHSTER
QUALITÄTSSTANDARD**



• APINO •

KLAPPEN SIE IHN MÜHELOS ZUSAMMEN
UND ERKUNDEN SIE MEHR!

Visual guide demonstrating the automatic unfolding process of the APINO Buggy, from its folded position to ready for use.

Harness and Seat Adjustment

The buggy comes with a 5-point safety harness. Adjust the straps to fit snugly around your child, ensuring they are secure but comfortable. The backrest has four adjustment positions, from an upright sitting position to a full recline for naps. The footrest is also adjustable in two positions for optimal comfort.

Canopy Installation and Features

The large canopy provides ample shade and protection. It includes a viewing window to check on your child and a ventilation element for hot days, which can be opened for improved airflow.

KOMFORT AUF GEMEINSAMEN SPAZIERGÄNGEN – UNABHÄNGIG VOM WETTER



**NETZEINSATZ,
DER GEÖFFNET
WERDEN KANN**



Detail of the APINO Buggy's canopy, highlighting the mesh insert that can be opened for ventilation, ensuring comfort for the child.

Travel System Compatibility

The APINO Buggy is designed to be compatible with a travel system. Universal adapters (sold separately) allow you to attach a car seat to the buggy frame, providing a seamless transition from car to stroller.

ENTDECKEN SIE SEINE NEUE FUNKTION! KAUFEN SIE NOCH ZUSÄTZLICH ADAPTER UND **BRINGEN SIE DEN KINDERSITZ AM GESTELL AN!**



The APINO Buggy configured as a travel system, demonstrating how an infant car seat can be attached to the frame using universal adapters (sold separately).

OPERATING THE BUGGY

Maneuvering and Portability

The APINO Buggy features large, lightweight, and puncture-proof wheels. The front wheels swivel 360 degrees, making the buggy highly maneuverable and easy to navigate through tight spaces. Its lightweight design (7.5 kg) and compact fold allow for easy transport, even with one hand.




**FÜR TÄGLICHE
HERAUSFORDERUNGEN
UND LANGE AUSFLÜGE**

**WENDIGE REIFEN,
DIE NICHT DURCHSTOCHEN
WERDEN KÖNNEN**

The APINO Buggy being easily maneuvered through a public area, demonstrating its agility and suitability for daily challenges.

Folding the Buggy

To fold the buggy, activate the AUTO-FOLD mechanism. The buggy will automatically collapse into a compact, self-standing position. This feature is ideal for storage and transport.



ENTRIEGELN SIE IHN UND SEHEN SIE SELBST,
WIE ER SICH **VON ALLEIN ZUSAMMENKLAPPT!**

A visual representation of the APINO Buggy's automatic folding feature, showing it transform into a compact, self-standing unit.

MAINTENANCE

Cleaning Instructions

The fabric components of the Kinderkraft APINO Buggy can be machine washed on a gentle cycle. Always refer to the care label for specific instructions. For the frame and plastic parts, wipe clean with a damp cloth and mild soap. Do not use abrasive cleaners.

Wheel Care

The wheels are puncture-proof and require minimal maintenance. Periodically check them for debris and clean as needed to ensure smooth operation.

TROUBLESHOOTING

- **Buggy does not unfold/fold smoothly:** Ensure all locking mechanisms are disengaged before unfolding. For folding, ensure the AUTO-FOLD mechanism is properly activated and there are no obstructions.
- **Wheels are stiff or squeaky:** Clean any debris from the wheel axles. A small amount of silicone-based lubricant can be applied to the moving parts of the wheels if necessary.
- **Harness is difficult to adjust:** Ensure the harness straps are not twisted. Follow the instructions for adjusting the 5-point harness to fit your child securely.
- **Canopy does not extend fully:** Check for any obstructions or misalignments in the canopy mechanism. Ensure it is properly attached to the frame.

SPECIFICATIONS

Feature	Detail
Model Number	KSAPIN00BEG0000
Product Dimensions (Unfolded)	89 x 47.2 x 105 cm
Folded Dimensions	47.2 x 56.5 x 34.5 cm
Item Weight	7.5 Kilograms
Maximum Recommended Body Weight	22 Kilograms
Fabric Type	Polyester
Material Composition	Polyester, Steel, Aluminum
Harness Type	5-Point Harness
Wheel Type	EVA foam and TPR (Puncture-proof)
Special Features	Auto FOLDING



Detailed dimensions of the APINO Buggy, illustrating its size when unfolded and its compact size when folded.

WARRANTY AND SUPPORT

Warranty Information

The Kinderkraft APINO Buggy comes with a 10-year warranty, reflecting our commitment to high quality standards. Please retain your proof of purchase for warranty claims.



Unsere Mission

Wir erleichtern das Entdecken der Welt sowohl für Eltern als auch für Kinder, indem wir erschwingliche Produkte bereitstellen, die Sicherheit, herausragende Funktionalität und beste Qualität kombinieren.

Kinderkraft's commitment to quality and mission to provide safe, functional, and high-quality products.

Customer Support

For further assistance, spare parts, or any questions not covered in this manual, please visit the official Kinderkraft website or contact their customer service. You can also find more information and digital manuals on the Kinderkraft brand store on Amazon.

Kinderkraft supports parents and children in over 75 countries, with over 10 million products sold globally.



Wir unterstützen Eltern und Kinder
in **über 75 Ländern**



Über 10 Millionen verkaufte
Produkte helfen Ihnen bei
täglichen Herausforderungen.

Kinderkraft's global reach, supporting families in over 75 countries.



Entdecken Sie die Zukunft der Bequemlichkeit mit Kinderkraft

Wir widmen uns der Reduzierung von Papiermüll. Für einige Produkte haben wir unsere Bedienungsanleitungen digitalisiert. Das bedeutet, dass Sie Ihre Anleitungen immer zur Hand haben, direkt auf Ihrem Telefon.

Kaufen Sie heute Kinderkraft auf Amazon und genießen Sie ein grüneres und benutzerfreundlicheres Erlebnis.

Kinderkraft's initiative to provide digital manuals for convenience and environmental responsibility.

IMPORTANT SAFETY INFORMATION

Always ensure your child is securely fastened with the 5-point harness. Never leave your child unattended in the buggy. Do not overload the storage basket (maximum capacity 2 kg). Always engage the brakes when the buggy is stationary.






OFFICIAL PRODUCT VIDEOS

No official product videos from the seller were found in the provided data. For visual demonstrations of product features, please refer to the product page or the Kinderkraft official website.

© 2024 Kinderkraft. All rights reserved.

Related Documents - KSAPIN00BEG0000

	<p>Kinderkraft Siesta Stroller User Manual</p> <p>Comprehensive user manual for the Kinderkraft Siesta stroller, covering safety, assembly, usage, and maintenance instructions.</p>
--	--

	<p>Kinderkraft NUBI 2 Stroller User Manual</p> <p>Comprehensive user manual for the Kinderkraft NUBI 2 stroller, detailing assembly, usage, safety features, and maintenance. Includes instructions in multiple languages.</p>
	<p>Kinderkraft JULI Stroller User Manual and Instructions</p> <p>Comprehensive user manual for the Kinderkraft JULI stroller, providing detailed instructions for assembly, usage, safety, and maintenance. Includes multilingual support information.</p>
	<p>Kinderkraft MOOV / MOOV CT Stroller User Manual and Guide</p> <p>Comprehensive user manual and assembly guide for the Kinderkraft MOOV and MOOV CT strollers. Learn about safe usage, maintenance, features, and warranty details for this high-quality baby stroller.</p>
	<p>Kinderkraft MINI DOT User Manual and Guide</p> <p>Comprehensive user manual for the Kinderkraft MINI DOT stroller. Includes assembly, usage, safety, and maintenance instructions for optimal performance and child safety.</p>
	<p>Kinderkraft LOVI Travel Cot/Cradle User Manual</p> <p>Comprehensive user manual for the Kinderkraft LOVI travel cot and cradle, detailing assembly, safety instructions, maintenance, and features for optimal use and child comfort.</p>