

JIGOO H300

JIGOO H300 High-Speed Ionic Hair Dryer User Manual

Model: H300

1. IMPORTANT SAFETY INFORMATION

Please read and understand all safety instructions before using the JIGOO H300 High-Speed Ionic Hair Dryer. Keep this manual for future reference.

- Always plug the hair dryer into a suitable power outlet and inspect the cable for any damage before each use.
- Maintain a distance of at least 15 cm (approximately 6 inches) between the hair dryer and your hair to prevent heat damage.
- Move the hair dryer continuously across your hair to ensure even drying and prevent localized overheating.
- After each use, turn off the hair dryer, unplug it from the power source, and allow it to cool completely before storing.
- Do not use this appliance near water or while bathing.
- Keep out of reach of children.

2. PRODUCT OVERVIEW

The JIGOO H300 is a high-speed ionic hair dryer designed for efficient and gentle hair drying. It features a powerful brushless motor, intelligent temperature control, and negative ion technology to promote healthier, shinier hair.

JIGOO H300

Sèche-cheveux haute vitesse


Moteur haute vitesse
de 110 000 tr/min


Débit d'air
de 22 m/s


Contrôle intelligent
de la température


2 niveaux de vitesse et
4 modes de température


59 dB
Faible bruit


200 millions
d'ions négatifs



Image: JIGOO H300 High-Speed Hair Dryer highlighting its features.

3. PACKAGE CONTENTS

Verify that all items are present in the package:

- JIGOO H300 High-Speed Ionic Hair Dryer
- Styling Nozzle
- Diffuser Nozzle
- User Manual

High-Speed Brushless Motor

Delivering 110000 RPM, the high-speed brushless motor provides stronger airflow at 22m/s for quicker drying.

1-2 Mins for Short Hair	2-3 Mins for Medium-Length Hair	3-5 Mins for Long Hair
		
Save 80% of Drying Time		




Image: The JIGOO H300 hair dryer with its included styling and diffuser nozzles.

4. FEATURES


4.1 High-Speed Brushless Motor

The JIGOO H300 features a brushless motor operating at an ultra-fast speed of 110,000 RPM. This motor delivers a powerful airflow of 22 m/s, enabling faster drying compared to traditional hair dryers. Its efficiency allows for drying at lower temperatures, protecting hair from dehydration, frizz, and dullness. The design is also lightweight and compact for comfortable handling.

Moteur sans balai haute vitesse

Fournissant 110 000 tr/min, le moteur sans balai haute vitesse offre un flux d'air plus fort à 22 m/s pour un séchage plus rapide.

1 à 2 minutes
pour les cheveux courts



2 à 3 minutes
pour les cheveux de longueur moyenne



3 à 5 minutes
pour les cheveux longs



Économisez 80% du temps de séchage

1600W




Image: Internal view of the JIGOO H300 motor, highlighting its high-speed capabilities.

4.2 Intelligent Temperature Control

The intelligent temperature control system measures the airflow temperature over 100 times per second. This ensures a consistent and appropriate temperature, protecting your hair from cuticle damage, breakage, and frizz caused by excessive heat. This gentle drying process enhances hair durability and shine by up to 90% and significantly extends the life of perms.

Intelligent Temperature Control

JIGOO H300 measures airflow temperature over 100 times per second to dry your hair at a constant temperature without drying out the cuticle or causing breakage and frizz.



Image: The intelligent temperature control system of the JIGOO H300.

4.3 200 Million Negative Ions

The ionic hair dryer emits 200 million negative ions. These ions counteract positive ions present in wet hair, helping to eliminate static electricity and frizz. They also seal the hair shaft's cuticle, resulting in smoother, shinier hair.

200 Million Negative Ions

The ionic dryer emits 200 million negative ions that close the cuticle and seal in the natural moisture for smooth, silky hair.




Image: How negative ions work to smooth and shine hair.

4.4 Multiple Speed and Temperature Modes

The JIGOO H300 offers 2 speed settings and 4 heat modes, providing 8 options to customize your hair drying experience. These settings allow you to adjust heat and airflow for different hair textures and styling needs, enhancing drying efficiency and styling flexibility.

8 Options to Meet Your Multiple Needs

Instantly switch among 4 temperature modes and 2 speed levels to control airflow to style your hair.



Image: The 8 available speed and temperature options.

4.5 Low Noise Operation

Thanks to its high-speed brushless motor, the JIGOO H300 operates at a low noise level of 59 dB. This is significantly quieter than traditional hair dryers (90 dB) and other high-speed dryers (70 dB), allowing for a more peaceful drying experience without disturbing others.

Lower Noise, More Joy

The noise reduction achieved by motor optimization gets your hair dry quietly without disturbing your family.



Image: Comparison of noise levels, highlighting the quiet operation of the H300.

4.6 Magnetic Nozzles

The H300 hair dryer includes magnetic styling and diffuser nozzles. The styling nozzle concentrates airflow for targeted drying and precise styling. The diffuser nozzle gently distributes air to dry and define curls and waves. The magnetic design allows for easy attachment, removal, and flexible adjustment of the airflow direction by rotating the nozzle.

Magnetic Nozzles Create Your Style

Magnetic Design Makes the Setup a Snap.



The diffuser nozzle is engineered to naturally dry curls and waves.



The styling nozzle is designed for quick drying and targeted styling.



Image: Demonstration of the magnetic styling and diffuser nozzles.

5. SETUP AND ASSEMBLY

The JIGOO H300 hair dryer is designed for easy assembly and use.

5.1 Attaching Nozzles

To attach a nozzle, simply align it with the magnetic ring on the front of the hair dryer and it will snap into place. The nozzles can be rotated 360 degrees for optimal styling angles.



Image: Magnetic nozzles for easy attachment and rotation.

6. OPERATING INSTRUCTIONS

Follow these steps for optimal use of your JIGOO H300 hair dryer:

1. **Power On/Off:** Plug the hair dryer into a power outlet. Press the power button to turn the device on or off.
2. **Adjusting Speed:** Use the speed control button to switch between the 2 available airflow speeds (Low Speed and High Speed). The indicator light will change accordingly.
3. **Adjusting Temperature:** Use the temperature control button to cycle through the 4 heat modes: Cold, Warm, Hot, and Cycling (alternating hot and cold air). The indicator light will change color to reflect the selected temperature mode.
4. **Using Nozzles:** Attach the desired magnetic nozzle (styling or diffuser) for specific styling needs. Direct the airflow as required for drying or styling.

Your browser does not support the video tag.

Video: A user demonstrating the JIGOO H300 hair dryer's quick drying capabilities and ease of use.

Your browser does not support the video tag.

Video: Detailed overview of the JIGOO H300's features, including speed and temperature settings, magnetic nozzles, and low noise operation.

7. MAINTENANCE

Regular maintenance ensures the longevity and optimal performance of your hair dryer.

7.1 Cleaning the Filter

The JIGOO H300 features a double-layer microporous filter at the base of the handle to prevent dust and hair from entering the motor. To clean the filter:

1. Ensure the hair dryer is turned off and unplugged.
2. Gently twist and pull off the filter cover located at the bottom of the handle.
3. Carefully remove any accumulated dust or hair from the filter mesh using a soft brush or cloth.
4. Reattach the filter cover by aligning and twisting it back into place until secure.



Longer Lifespan

The double-layer microporous filter prevents dust and hair from entering your hair dryer.

Image: The double-layer microporous filter for extended product lifespan.

8. SPECIFICATIONS

Specification	Value
Brand	JIGOO
Model Name	H300
Motor Speed	110,000 RPM
Airflow Speed	22 m/s
Negative Ions	200 Million
Speed Settings	2
Temperature Modes	4 (Cold, Warm, Hot, Cycling)
Noise Level	59 dB

Specification	Value
Special Feature	Ionic Technology, Intelligent Temperature Control
Included Components	Styling Nozzle, Diffuser Nozzle
Product Dimensions (L x W x H)	25.7 x 7.2 x 8 cm
Weight	1.04 kg
Power Source	Corded Electric

9. TROUBLESHOOTING

If you encounter any issues with your JIGOO H300 hair dryer, please refer to the following common solutions:

- **No Power:** Ensure the power cord is securely plugged into a functional electrical outlet. Check if the outlet is receiving power.
- **Weak Airflow:** Check the air intake filter at the bottom of the handle for any blockages (e.g., lint, hair). Clean the filter as described in the Maintenance section.
- **Overheating:** The hair dryer is equipped with a safety cut-off switch and thermal fuse. If it overheats, it will automatically shut down. Unplug the device, allow it to cool down for several minutes, and ensure the air intake and outlet are clear before restarting.
- **Unusual Noise:** Ensure no foreign objects are lodged in the air intake or outlet. If the noise persists, contact customer support.

For further assistance, please contact JIGOO customer support.

10. WARRANTY AND SUPPORT

The JIGOO H300 High-Speed Ionic Hair Dryer comes with a manufacturer's warranty. Please refer to the warranty card included in your product packaging or visit the official JIGOO website for detailed warranty terms and conditions.

For technical support, product inquiries, or warranty claims, please contact JIGOO customer service through the contact information provided in your product documentation or on the official JIGOO website.