

Manuals.plus /

- › BONTANNY /
- › BONTANNY Red Light Therapy Device User Manual

BONTANNY BO-300

BONTANNY Red Light Therapy Device User Manual

Model: BO-300

1. INTRODUCTION

Thank you for choosing the BONTANNY Red Light Therapy Device, Model BO-300. This device is designed to provide effective red and near-infrared light therapy in the comfort of your home. It utilizes specific wavelengths to support various wellness goals, including promoting collagen production, aiding in pain relief, improving skin condition, enhancing sleep quality, and accelerating body recovery.






Image: The BONTANNY Red Light Therapy Device, Model BO-300, showcasing its sleek black design with 60 illuminated red LEDs.

2. SAFETY INFORMATION

Please read all safety instructions carefully before using the device. Failure to do so may result in injury or device malfunction.

- **Eye Protection:** Always wear the provided eye protection during therapy sessions to shield your eyes from the intense light.
- **Consult a Professional:** If you have any pre-existing medical conditions, are pregnant, or are taking medications, consult with a healthcare professional before using this device.
- **Skin Sensitivity:** Discontinue use if you experience any discomfort, excessive heat, or adverse skin reactions.
- **Device Placement:** Ensure the device is placed on a stable, flat surface or securely mounted as intended. Do not block the cooling fan vents.
- **Electrical Safety:** Do not operate the device with wet hands or in damp environments. Unplug the device from the power outlet when not in use or before cleaning.
- **Children and Pets:** Keep the device out of reach of children and pets.
- **Legal Disclaimer:** Statements regarding dietary supplements have not been evaluated by the FDA and are not intended to diagnose, treat, cure, or prevent any disease or health condition. This device is not intended to diagnose, treat, cure, or prevent any disease.

3. PACKAGE CONTENTS

Verify that all items are present in your package:

- 1 x BONTANNY Red Light Therapy Device (Model BO-300)
- 1 x User Manual
- 1 x 1.8m Power Cord
- 1 x Remote Control (Note: 23A 12V battery not included)
- 1 x Eye Protection Goggles
- 1 x Adjustable Stand
- Built-in Cooling Fan

4. PRODUCT FEATURES

- **Dual Wavelengths:** Features 660nm (Red Light) and 850nm (Near-Infrared Light) for comprehensive therapy.
- **High-Quality LEDs:** Equipped with 60 dual-chip clinical grade LEDs.
- **Optimal Irradiance:** Delivers an impressive 131mW/cm² irradiation at 6 inches for effective penetration.
- **Wide Beam Angle:** Each LED boasts a 60-degree beam angle, ensuring even and widespread light distribution.
- **Adjustable Timer:** Session duration can be set from 1 to 30 minutes.
- **Multiple Modes:** Choose from Red light only, Near-Infrared (NIR) light only, or a combination of Red + Near-Infrared light.
- **Convenient Control:** Operable via an intelligent control panel on the device or the included remote control.
- **Versatile Placement:** Designed with an adjustable stand for use on flat surfaces, or can be positioned for various body areas.



Image: Visual representation of the device's dimensions (13.2"x8.7"x2.4"), weight (6 lbs), number of LEDs (60), and wavelengths (660nm, 850nm).

WAVELENGTHS

SKIN LAYERS

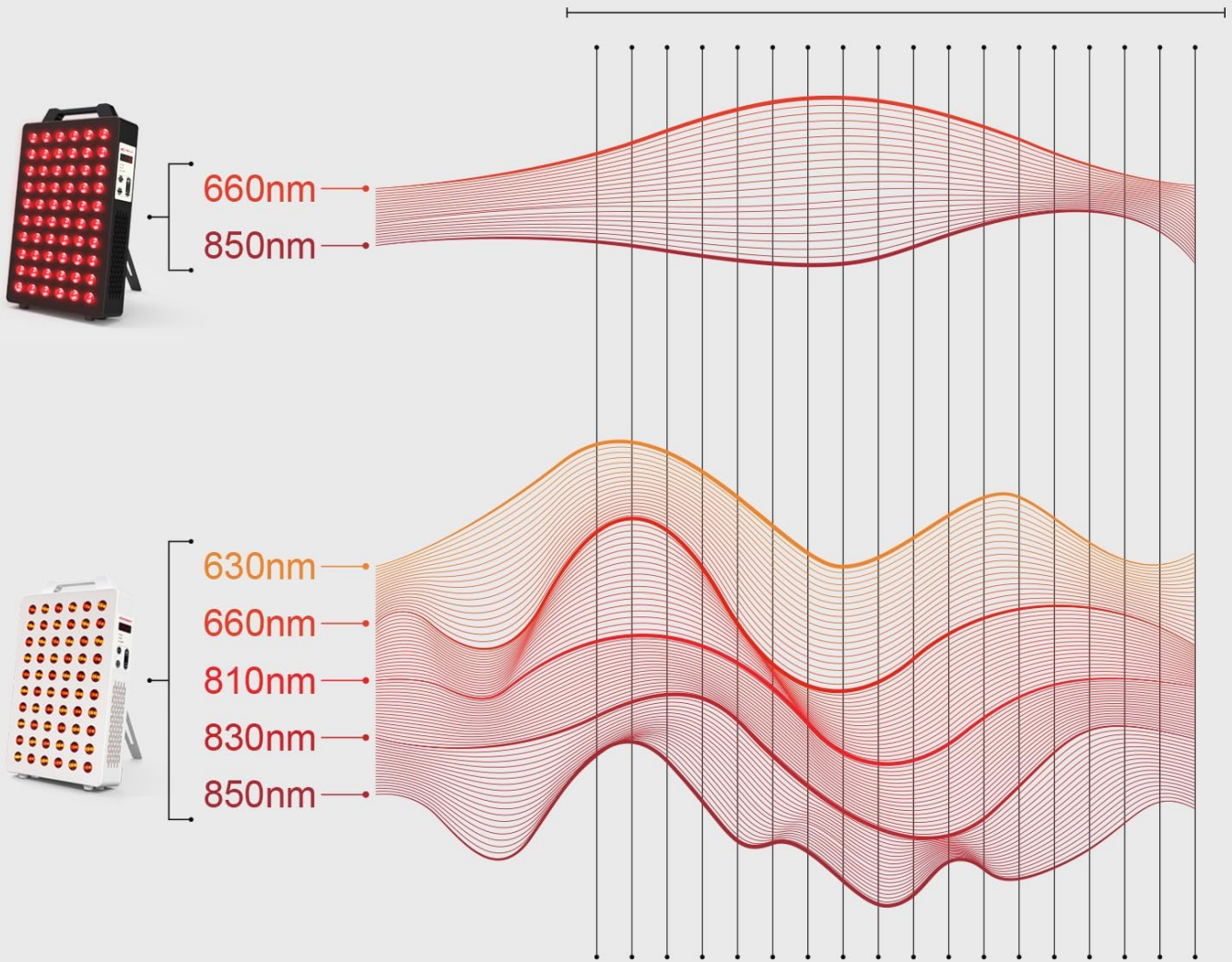



Image: Diagram illustrating how different wavelengths of light penetrate various layers of the skin.

BONTANNY



VS

OTHERS



2 Therapeutic Wavelengths



Dual Chip Clinical Grade LEDs



High Irradiance Output



0 EMF @ 3+inch



Timer



2 Wavelengths



Single Chip LEDs



Low Irradiance Output



High EMF & Flicker



Without Timer

Image: A comparison chart highlighting BONTANNY's advantages such as 2 therapeutic wavelengths, dual-chip LEDs, high irradiance, 0 EMF at 3+ inches, and a built-in timer.

5. SETUP

1. **Unpack:** Carefully remove all components from the packaging.
2. **Attach Stand:** Securely attach the adjustable stand to the device. The stand allows for stable placement on flat surfaces.
3. **Connect Power:** Insert the 1.8m power cord into the device's power input port and then plug it into a standard electrical outlet.
4. **Remote Control Battery:** If using the remote control, ensure a 23A 12V battery (not included) is inserted correctly.
5. **Placement:** Place the device on a stable surface or position it appropriately for the area you wish to treat. Ensure adequate ventilation around the device.

6. OPERATING INSTRUCTIONS

The device can be operated using either the control panel on the unit or the remote control.

Control Panel Operation:

1. **Power On/Off:** Press the **ON/OFF** button to turn the device on or off.
2. **Select Mode:** Press the **MODE** button to cycle through the three available modes: Red light only, Near-Infrared (NIR) light only, or Red + NIR light combined. The active mode will be indicated by the corresponding LED on the panel.
3. **Set Timer:** Use the + and - buttons to adjust the session duration from 1 to 30 minutes. The time will be displayed on the digital screen.

Remote Control Operation:

The remote control mirrors the functions of the control panel for convenience.

- **Power Button:** Turns the device on or off.
- **Mode Button:** Cycles through Red, NIR, and Red+NIR modes.
- **+/- Buttons:** Adjusts the therapy session time.



Image: The BONTANNY Red Light Therapy Device showing its control panel and the accompanying remote control, highlighting the ease of operation.

7. USAGE GUIDELINES

- **Recommended Session Time:** For optimal results, use the device for approximately 15 minutes per day.
- **Distance from Device:** Position the device about 6 inches from the target area for maximum irradiance and coverage. The device provides a 14"x12" coverage area at this distance.
- **Target Areas:** The device is suitable for use on various parts of the body, including the face, body, and areas experiencing muscle or joint discomfort.
- **Consistency is Key:** Regular and consistent use is recommended to experience the full benefits of red light therapy.



Image: A diagram illustrating the irradiance levels and coverage areas at various distances from the device (3, 6, 12, and 18 inches).




Image: Examples of individuals using the red light therapy device in different settings, such as for improving sleep, aiding in recovery, and enhancing beauty routines.

8. MAINTENANCE

- **Cleaning:** Always unplug the device before cleaning. Use a soft, dry cloth to wipe the surface of the device. Do not use abrasive cleaners or immerse the device in water.
- **Storage:** Store the device in a cool, dry place away from direct sunlight and extreme temperatures.
- **Cooling Fan:** The device includes a cooling fan to prevent overheating. Ensure the fan vents are clear of obstructions during operation.

9. TROUBLESHOOTING

If you encounter any issues with your BONTANNY Red Light Therapy Device, please refer to the following common troubleshooting tips:

- **Device Not Turning On:**

- Ensure the power cord is securely plugged into both the device and a working electrical outlet.
- Check if the power outlet is functional by plugging in another appliance.

- **Remote Control Not Working:**

- Verify that a fresh 23A 12V battery is correctly installed in the remote control.
- Ensure there are no obstructions between the remote control and the device's sensor.

- **Lights Not Illuminating Correctly:**

- Confirm the correct mode (Red, NIR, or Red+NIR) is selected.
- If only some LEDs are not working, contact customer support.

- **Overheating:**

- Ensure the cooling fan vents on the device are not blocked.
- Operate the device in a well-ventilated area.

For more detailed troubleshooting or persistent issues, please refer to the full User Manual (PDF) available for download or contact BONTANNY customer support.

You can find the User Manual (PDF) [here](#).

10. SPECIFICATIONS

Attribute	Detail
Model Number	BO-300
Dimensions	13.2" x 8.7" x 2.4" (33.5 cm x 22.1 cm x 6.1 cm)
Weight	7.94 Pounds (3.6 kg)
Wavelengths	660nm (Red), 850nm (Near-Infrared)
LEDs	60 Dual-Chip Clinical Grade LEDs
Irradiance	131mW/cm ² @ 6 inches
Coverage Area	14" x 12" @ 6 inches
Power Consumption	100 Watts
Material	Metal
Finish Type	Painted
Manufacturer	Shenzhen Bonlitter Optoelectronic Co., Ltd.

11. WARRANTY AND SUPPORT

BONTANNY is committed to providing high-quality products and excellent customer service.

- **30-Day Testing Period:** We offer a 30-day testing period, allowing you to try the device with peace of mind.
- **Customer Service:** Our customer service team is friendly and responsive, ready to assist with any questions or concerns you may have regarding your device.
- **Protection Plans:** Extended protection plans may be available for purchase to further safeguard your investment. Please refer to the product listing or contact your retailer for details on available 3-Year, 4-Year, or Complete Protect plans.

For support, please visit the BONTANNY Store on Amazon: [BONTANNY Store](#).

