

FirFurd P281

FirFurd P281 White Kitchen Sideboard Instruction Manual

INTRODUCTION

This manual provides detailed instructions for the assembly, operation, and maintenance of your FirFurd P281 White Kitchen Sideboard. Please read all instructions carefully before beginning assembly and retain this manual for future reference.



Image: The FirFurd P281 White Kitchen Sideboard, showcasing its overall design with two drawers, two cabinet doors, and a central open section with a wine rack and glass holders.

SAFETY WARNINGS

Attention: To prevent tipping, ensure the cabinet is securely fastened to the wall or floor using the provided anti-tipping device. Exercise caution when using the cabinet, especially in households with children or pets, to minimize the risk of injury.

PACKAGE CONTENTS

The FirFurd P281 Kitchen Sideboard is shipped in two separate packages. Please ensure both packages have been received before starting assembly. All necessary parts for assembly are included, and each component is numbered to facilitate identification during the process.

Tipps zur Lieferung:

Das Produkt kommt in zwei Paketen.
Bitte beginnen Sie mit dem Montieren,
wenn Sie die beiden Pakete erhalten haben.
Anzahl der Packstücke: **2**



Image: An illustration depicting a delivery person holding one package, with two additional packages shown separately, indicating that the product arrives in two distinct shipments.

ASSEMBLY INSTRUCTIONS

1. **Unpack and Verify:** Carefully unpack both packages and verify that all numbered parts and hardware are present against the parts list in the included assembly guide.
2. **Follow Step-by-Step Guide:** Refer to the comprehensive assembly instructions provided. Each step is clearly illustrated and detailed to ensure a straightforward assembly process.
3. **Secure Anti-Tipping Device:** Once assembled, securely fasten the sideboard to a wall or floor using the anti-tipping hardware. This is a critical safety step.
4. **Tools Required:** Ensure you have the necessary tools as specified in the assembly guide (e.g., screwdriver, hammer).

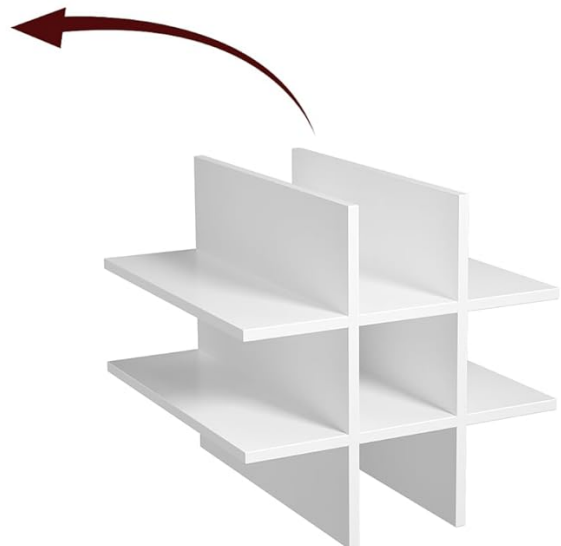
FEATURES

- **Ample Storage Space:** The sideboard cabinet includes two closed compartments with doors, two large drawers, and versatile open compartments. These provide organized storage for various items such as wine, glasses, plates, and cutlery.

- **Dust-Resistant Storage:** The closed compartments and drawers protect contents from dust.
- **Open Access Shelving:** Open compartments offer easy access and specialized shelving for cups and wines.
- **Spacious Tabletop:** The top surface provides additional space for display or storage.
- **Removable Wine Rack:** A removable wine rack can hold up to 9 bottles. It is 37 cm deep, accommodating standard 750 ml red wine bottles. The upper section features a red wine glass holder. This rack can be removed to create a larger open storage area if desired.
- **Quality Construction:** Constructed from thick, E0-level particle board for durability. The tabletop is waterproof and easy to clean.
- **Smooth Drawer Operation:** Drawers are equipped with smooth metal slides for effortless opening and closing.



Weinregal für bis zu neun Flaschen



Abnehmbares Weinregal



Entfernen Sie das Regal, um zu verstauen, was Sie wollen.

Image: The FirFurd P281 White Kitchen Sideboard demonstrating the removable wine rack feature. The wine rack can be inserted or removed to customize storage space.



Image: A close-up view of the sideboard's interior, showing open drawers with cutlery organizers and various items stored in the open and closed compartments, highlighting its storage versatility.

USAGE

The FirFurd P281 Sideboard is designed for versatile use in various settings:

- **Kitchen Cabinet:** Ideal for storing kitchen essentials, small appliances, and dinnerware.
- **Dining Room Buffet:** Perfect for serving food, displaying decorative items, and storing dining accessories.
- **Living Room Storage:** Can be used to organize books, media, or other household items.
- **Bar Area:** The removable wine rack and glass holder make it suitable for creating a compact bar area.



Image: The FirFurd P281 White Kitchen Sideboard positioned in a kitchen, serving as a functional buffet with a coffee machine and various kitchen items on its surface.



Image: The FirFurd P281 White Kitchen Sideboard placed in a living room, demonstrating its versatility as a storage unit for books and decorative items.

MAINTENANCE

- **Cleaning:** Wipe surfaces with a soft, damp cloth. Avoid abrasive cleaners or harsh chemicals that may damage the finish.
- **Spills:** Clean spills immediately to prevent staining, especially on the tabletop.
- **Dusting:** Regularly dust the cabinet with a dry, soft cloth.
- **Inspection:** Periodically check all screws and fasteners to ensure they remain tight. Retighten if necessary.
- **Avoid Direct Sunlight:** Prolonged exposure to direct sunlight may cause fading or discoloration.

TROUBLESHOOTING

- **Wobbly Cabinet:** Ensure all screws are tightened. Verify that the cabinet is placed on a level surface. Adjust leveling feet if present.
- **Drawers Not Sliding Smoothly:** Check that the drawer slides are properly aligned and free from obstructions. Lubricate slides with a silicone-based lubricant if needed.

- **Doors Not Closing Properly:** Inspect hinges for proper alignment and tightness. Adjust hinges as necessary.
- **Missing Parts:** If any parts are missing upon delivery, please contact customer support with your purchase details.

SPECIFICATIONS

Attribute	Detail
Brand	FirFurd
Model Number	P281
Color	White
Product Dimensions (L x W x H)	120 x 40 x 87 cm
Material	Particle board, Metal
Features	Removable Wine Rack
Item Weight	41 Kilograms

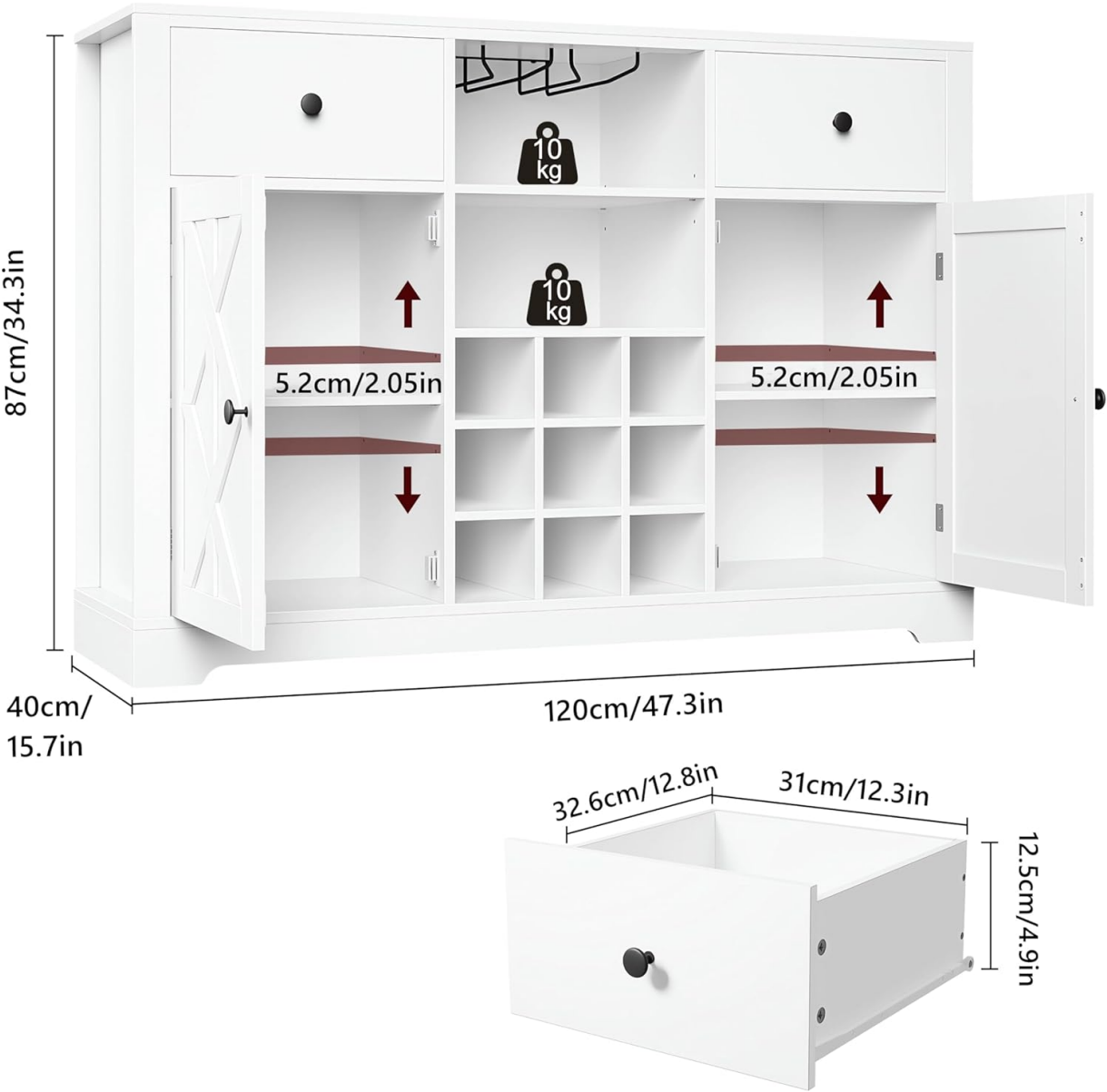
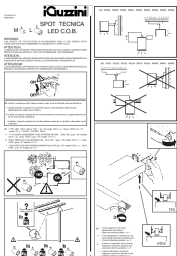
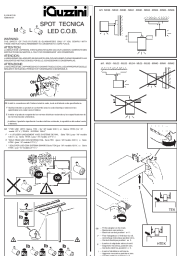



Image: A detailed diagram illustrating the dimensions of the FirFurd P281 White Kitchen Sideboard, including overall length (120cm), depth (40cm), height (87cm), and internal measurements for drawers and shelves.

WARRANTY AND SUPPORT

For warranty information or technical support, please refer to the documentation included with your purchase or contact FirFurd customer service through the retailer where the product was purchased. Please have your model number (P281) and purchase date available when contacting support.

Related Documents - P281

	<p>iGuzzini Spot Tecnica LED C.O.B. Installation and Technical Guide</p> <p>Comprehensive installation instructions, technical specifications, and accessory compatibility for the iGuzzini Spot Tecnica LED C.O.B. lighting fixture. Includes safety warnings and model details.</p>
	<p>iGuzzini Spot Tecnica LED C.O.B. - Installation, Operation, and Technical Guide</p> <p>Comprehensive guide for the iGuzzini Spot Tecnica LED C.O.B. lighting fixture, covering installation, safety warnings, accessory compatibility, technical specifications, and service operations. Includes detailed textual descriptions of diagrams and instructions in multiple languages, with English as the primary language.</p>
	<p>Fanatec CSL Elite Steering Wheel Porsche Vision GT User Guide</p> <p>Comprehensive guide for the Fanatec CSL Elite Steering Wheel Porsche Vision GT, covering setup, modes, tuning options, calibration, and button mapping.</p>