

Manuals+

[Q & A](#) | [Deep Search](#) | [Upload](#)

[manuals.plus](#) /

› [ZEBRONICS](#) /

› [ZEBRONICS Blitz C Dolby Atmos Gaming Over Ear Wired Headphone User Manual](#)

ZEBRONICS Zeb-Blitz C

ZEBRONICS Blitz C Dolby Atmos Gaming Headphone User Manual

INTRODUCTION

This manual provides detailed instructions for the setup, operation, and maintenance of your ZEBRONICS Blitz C Dolby Atmos Gaming Over Ear Wired Headphone. Please read this manual thoroughly before using the product to ensure optimal performance and longevity.



Image: The ZEBRONICS Blitz C gaming headphone, showcasing its over-ear design, flexible microphone, and multicolor RGB lighting on the earcups.

PACKAGE CONTENTS

Ensure all items listed below are present in your package:

- Type-C Headphone - 1 unit
- Quick user guide - 1 unit

PRODUCT FEATURES

The ZEBRONICS Blitz C headphone is designed with several key features to enhance your gaming and audio experience:

- **Dolby Atmos:** Equipped with Dolby Atmos technology for an immersive, enveloping soundscape.
- **Comfort:** Extra-soft ear cushions and a padded headband provide comfort for extended gaming sessions.


- **Powerful Bass:** Dynamic 50mm neodymium drivers deliver precision and clarity with powerful bass.
- **Colorful LEDs:** Vibrant multicolor lights add a visual dimension to your gaming environment.
- **Controls:** Integrated volume controller for easy audio adjustments.
- **Flexible Mic:** Adjustable microphone for clear communication.
- **Type-C Connector:** Universal Type-C interface for broad compatibility.




Image: The ZEBRONICS Blitz C headphone positioned with the Dolby Atmos logo, highlighting its immersive audio capabilities. Required operating system: Windows 10/11.



Image: A close-up view emphasizing the 50mm Neodymium Driver, responsible for the headphone's powerful and clear audio output.



Extra Soft
Ear Cushion



Padded
Headband

Image: Detailed views of the extra soft ear cushions and the padded headband, illustrating the comfort features of the headphone.



Image: A collage of features including the Type-C interface, the 2-meter cable, multicolor LED lights, the volume controller, and the flexible microphone.

SETUP

1. **Connect the Headphone:** Insert the Type-C connector of the ZEB-Blitz C headphone into the compatible Type-C port of your device (PC, desktop, or mobile).
2. **Audio Output Selection:** Once connected, your device should automatically detect the headphone. If not, navigate to your device's sound settings and select "ZEBRONICS Blitz C" as the audio output and input device.
3. **Dolby Atmos Setup (for PC):** For the full Dolby Atmos experience, ensure your PC is running Windows 10 or 11. You may need to download and configure the Dolby Access application from the Microsoft Store to enable Dolby Atmos for Headphones.

Compatible with PC/Desktop/Mobile



*Supports selective smartphones with type C ports

Image: An illustration showing the ZEBRONICS Blitz C headphone connected to a stand, with icons representing compatibility with PC, desktop computers, and mobile devices via Type-C.

OPERATING INSTRUCTIONS

Volume Control

Adjust the audio volume using the integrated volume controller located on the left earcup. Rotate the wheel upwards to increase volume and downwards to decrease volume.

Microphone Usage

The flexible microphone can be positioned closer to your mouth for clear voice pickup. Ensure the microphone is enabled in your device's sound settings for communication.

RGB Lights

The headphone features vibrant multicolor LED lights on the earcups. These lights are designed to enhance the aesthetic

appeal during use. Please note that the RGB lights are not user-controllable and remain active when the headphone is connected and powered.

MAINTENANCE

- **Cleaning:** Use a soft, dry cloth to clean the headphone. Do not use harsh chemicals or abrasive materials. For ear cushions, gently wipe with a damp cloth and allow to air dry completely before use.
- **Storage:** Store the headphone in a cool, dry place away from direct sunlight and extreme temperatures. Avoid tangling the cable to prevent damage.
- **Handling:** Do not pull the cable forcefully or expose the headphone to excessive moisture.

TROUBLESHOOTING

Problem	Possible Cause	Solution
No sound from headphones	Headphone not properly connected; Volume too low; Incorrect audio output selected; Device audio drivers issue.	Ensure Type-C connector is fully inserted. Increase volume using the inline controller and device settings. Select "ZEBRONICS Blitz C" as the default audio output. Update or reinstall audio drivers.
Microphone not working	Microphone muted; Incorrect audio input selected; Application permissions.	Check if the microphone is muted in your device's sound settings or communication application. Select "ZEBRONICS Blitz C" as the default audio input. Grant microphone permissions to the application you are using.
RGB lights not illuminating	Headphone not connected or powered; Faulty connection.	Ensure the headphone is securely connected to a powered Type-C port. The RGB lights are always on when the headphone is active. If they do not light up, try connecting to a different Type-C port or device.
Sound quality is poor or distorted	Volume too high; Audio source quality; Driver issues.	Reduce volume. Ensure the audio source is of good quality. Check for updated audio drivers for your device.

SPECIFICATIONS

Feature	Specification
Product Dimensions	20 x 11.3 x 26 cm
Item Model Number	Zeb-Blitz C
Colour	Multicolor
Compatible Devices	Devices with Type-C port
Size	Over ear
Item Weight	260 g
Manufacturer	Zebronics India Private Limited




Feature	Specification
Country of Origin	China
Connectivity Technology	Wired Type C
Special Feature	Dolby Atmos, Multicolor Lights

WARRANTY AND SUPPORT

For warranty information and technical support, please refer to the warranty card included in your package or visit the official ZEBRONICS website. You can also contact ZEBRONICS customer service for assistance with product inquiries, troubleshooting, or service requests.

ZEBRONICS Official Website: www.zebronics.com

Related Documents - Zeb-Blitz C

	<p>ZEBRONICS Zeb-Thunder Wireless Bluetooth Headphone FAQ and Specifications</p> <p>Frequently Asked Questions and technical details for the ZEBRONICS Zeb-Thunder wireless Bluetooth headphone, covering connectivity, modes, LED indicators, charging, and more.</p>
	<p>Zebronics ZEB-PARADISE NEO R Wireless Headphone User Manual</p> <p>User manual for the Zebronics ZEB-PARADISE NEO R Wireless Headphone, covering features, specifications, button controls, Bluetooth pairing, AUX mode, gaming mode, voice assistant, and LED indications.</p>
	<p>Zebronics ZEB-JUKE BAR 9750 PRO DOLBY ATMOS User Manual</p> <p>User manual for Zebronics ZEB-JUKE BAR 9750 PRO DOLBY ATMOS soundbar, detailing setup, features, connections, and troubleshooting for optimal audio performance.</p>



[Zebronic ZEB-PARADISE PLUS Wireless Headphone User Manual - ZEB-WHP 8](#)

User manual for the Zebronic ZEB-PARADISE PLUS Wireless Headphone (Model: ZEB-WHP 8). This guide covers features like Bluetooth v5.4, ENC, Dual Pairing, Gaming Mode, and AUX connectivity. It includes detailed specifications, button controls, operation instructions, LED indications, and package contents.



[Zebronic ZEB-MW61 10000mAh Power Bank User Manual | Features, Specs & Charging](#)

Detailed user manual for the Zebronic ZEB-MW61 10000mAh Power Bank. Learn about its features, specifications, charging instructions, LED indicators, and package contents for optimal use.



[Zebronic ZEB-PARADISE Wireless Headphone User Manual](#)

User manual for the Zebronic ZEB-PARADISE wireless Bluetooth headphones, detailing features, specifications, pairing instructions, controls, and LED indicators.