



Manuals.plus /

› MACTREM /

› MACTREM 67" Phone Tripod Instruction Manual

MACTREM GT67-NEW

MACTREM 67" Phone Tripod Instruction Manual

Model: GT67-NEW

PRODUCT OVERVIEW

The MACTREM 67" Phone Tripod is a versatile and lightweight aluminum tripod designed for smartphones, tablets, and cameras. It features an adjustable 2-in-1 mount, a wireless remote, and a 360° rotatable 3-way pan head, making it ideal for video recording, selfies, live streaming, and vlogging.



Figure 1: MACTREM 67" Phone Tripod with included accessories.



Figure 2: The 67-inch Phone and iPad Tripod Stand in use.

PACKAGE CONTENTS

Please verify that all items listed below are included in your package:

- Tripod
- Big iPad Holder
- Bluetooth Remote
- Manual
- Carry Bag



Figure 3: Visual representation of the items included in the package.

SETUP INSTRUCTIONS

1. Unfolding the Tripod

1. Place the tripod on a flat, stable surface.
2. Gently spread the three legs outwards until they are fully extended and stable.
3. Ensure the tripod is balanced using the built-in bubble view levels located on the tripod head.




Figure 4: Detail of the tripod's level bubble and leg locking mechanisms.

2. Attaching the 2-in-1 Phone/Tablet Holder

1. Locate the 1/4" universal screw port on the tripod head.
2. Align the 2-in-1 phone/tablet holder with the screw port and rotate clockwise to securely attach it.
3. The holder features an adjustable 3-level snap on each side. To adjust the size, hold down side 'A' and pull out side 'B' as shown in Figure 6. This allows the clamp to expand from 2.7" to 9", accommodating various smartphones and tablets.

4. The "double-hook anti-slip" design on the inner side of the clamp ensures a secure grip on your device.





2 in 1

One Clamp for All Phones & Tablets

Compatible with All **4-12.9"** Devices

For All Phones



For 4-12.9" Tablet





Figure 5: The 2-in-1 clamp for phones and tablets.

2 in 1 Super Holder for Phone and Tablet

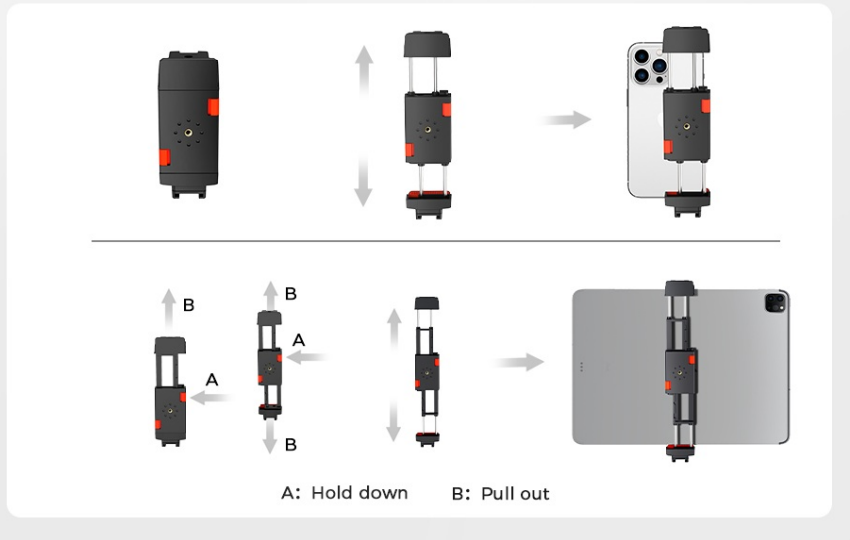






Figure 6: Instructions for adjusting the phone/tablet holder size.

2-in-1 Universal Phone and Tablet Holder



For All Phones

 iPhone Series	 Samsung Galaxy Series	 Google/Sony/LG	 Huawei Series	And More
--	--	---	--	----------

For 4"-12.9" Deceive





 iPad Air/ Pro Series	 Pixel Tablet Series	 SAMSUNG Galaxy Tablet Series	 Switch Series	And More
---	---	---	--	----------

Figure 7: Compatibility with various phone and tablet models.

3. Pairing the Wireless Remote Shutter

1. Turn on the Bluetooth remote shutter.
2. On your iOS or Android device, go to Bluetooth settings.
3. Search for "AB Shutter3" and connect. No app downloads are required.
4. The remote allows you to capture photos and videos from up to 33ft (10m) away.

33FT/ 10M HAND-FREE PHOTOGRAPHY

Shoot whenever you want, wherever you want



Figure 8: The wireless remote in use with a smartphone.

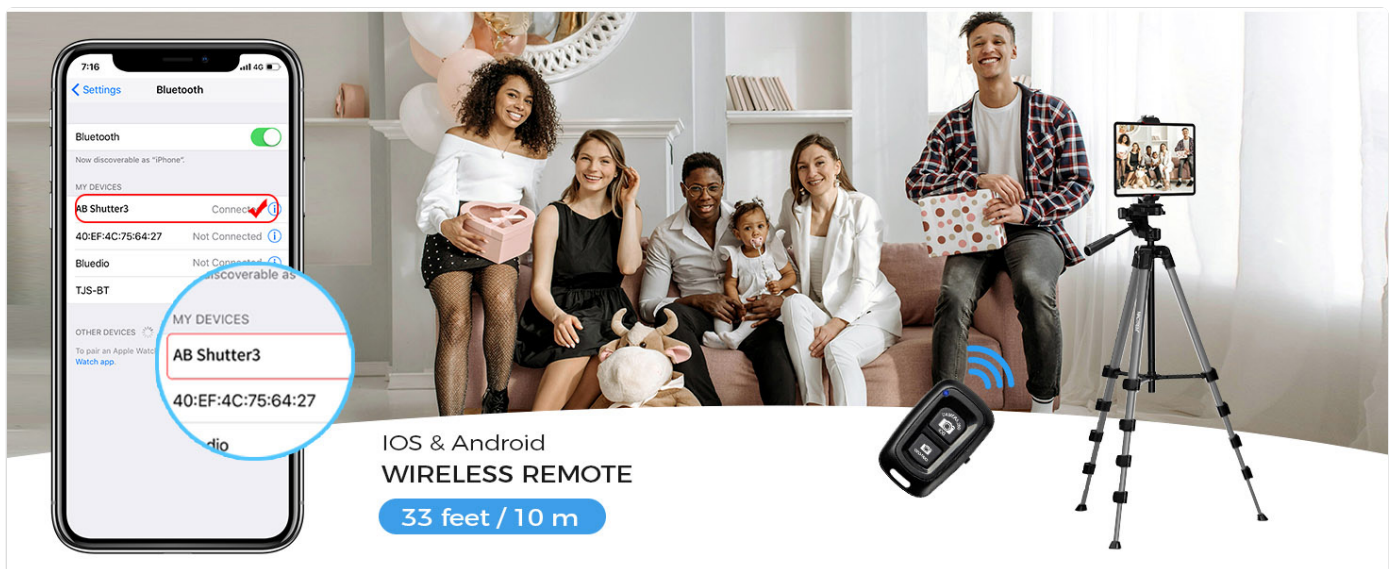


Figure 9: Bluetooth pairing process for the remote shutter.

OPERATING INSTRUCTIONS

1. Adjusting Tripod Height

The tripod is extendable from 17.7 inches to 67 inches. To adjust the height:

- **Leg Extension:** Use the 4-section quick flip locks on each leg to extend or retract the leg sections. Securely fasten the locks after adjustment.
- **Center Column:** The center column can be extended for additional height. Loosen the Center Column Lock Knob, extend the column, and then tighten the knob to secure.



Portable Carrying Bag
Perfect for outdoor activities.

6-Section Highly Adjustable Tripod



NET WEIGHT

0.7kg/1.5lbs

170cm/67in

117cm/46in

40cm/15.7in

43cm/16.9in



Figure 10: Various height configurations of the tripod.



Figure 11: Detailed view of flip locks and center column extension.

2. Adjusting Shooting Angle and Orientation

The tripod features a 360° rotatable 3-way pan head for flexible positioning:

- **360° Rotating Lock Knob:** Loosen this knob to rotate the head horizontally for panoramic shots.
- **90° Vertical Lock Knob:** Adjust this knob to tilt your device vertically up to 90 degrees.
- **180° Tilt Handle:** Use the handle to smoothly pan and tilt the device for precise framing.
- The holder also supports switching between portrait and landscape modes.

Free Angle Adjustment



Record your beautiful life and wonderful moments



Figure 12: Demonstrating free angle adjustment and 360° rotation.

360° Panorama Shooting

Easy to take superb panoramic shots



Figure 13: Examples of 360° panorama shooting and various shot angles (portrait, landscape, high, low).

3. Multi-Scenario Application

The MACTREM tripod is designed for a wide range of uses:

- **Smartphones & Tablets:** Securely holds all sizes of smartphones and tablets for stable recording.
- **Cameras & GoPro:** Provides solid support for various cameras and GoPro devices.
- **Ring Lights & Projectors:** Can be used to mount ring lights for improved lighting or projectors for presentations.
- Ideal for family gatherings, video recording, live streaming, vlogging, and outdoor activities.

Wide Application

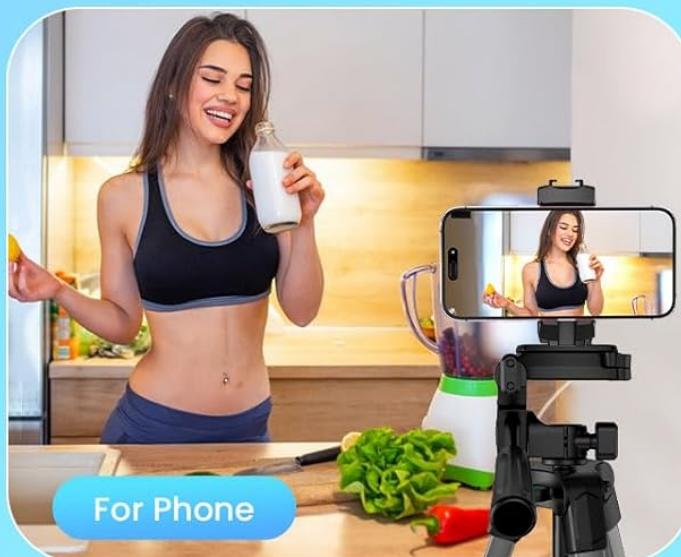


Figure 14: Wide application scenarios for the tripod.

Multi Scenario Application



Figure 15: Examples of multi-scenario applications including family gatherings, video recording, live streaming, mountain climbing, and portable use.

Tripod Compatibility




Figure 16: Comprehensive compatibility of the tripod with different devices.

MAINTENANCE

To ensure the longevity and optimal performance of your MACTREM tripod, follow these maintenance guidelines:

- **Cleaning:** Wipe down the aluminum alloy legs and plastic components with a soft, damp cloth. Avoid using harsh chemicals or abrasive cleaners.
- **Storage:** When not in use, fold the tripod compactly and store it in the provided portable carrying bag to protect it from dust and scratches. Store in a cool, dry place.
- **Joints and Locks:** Periodically check all locking mechanisms and joints for smooth operation. Do not force any parts if they feel stiff; a small amount of silicone lubricant can be applied if necessary, but avoid over-lubrication.
- **Rubber Pads:** Ensure the non-slip rubber leg pads are clean and free of debris to maintain stability.

Unique Premium Design



90° Vertical Lock Knob

360° Rotating Lock Knob

Center Column Lock Knob

180° Tilt Handle

Non-slip Pads

Aluminum Alloy Leg

4-section Flip Locks

Figure 17: Detail of the tripod's non-slip pads and aluminum alloy legs.

TROUBLESHOOTING

Problem	Possible Cause	Solution
Tripod is unstable or wobbly.	Legs not fully extended or locked; uneven surface; excessive weight.	Ensure all leg sections are fully extended and quick flip locks are securely fastened. Adjust tripod on a level surface using the built-in bubble level. Do not exceed the recommended weight capacity.
Wireless remote not connecting to device.	Remote not turned on; Bluetooth not enabled on device; remote battery low.	Ensure the remote is switched on. Verify Bluetooth is enabled on your phone/tablet. Check remote battery and replace if necessary. Re-attempt pairing in Bluetooth settings.
Phone/tablet holder does not fit device.	Holder not adjusted to correct size.	Adjust the 3-level snap on each side of the holder by holding down side 'A' and pulling out side 'B' to expand the clamp. The holder supports devices from 2.7" to 9".

SPECIFICATIONS

Product Dimensions: 17.7 x 3.13 x 67 inches

Item Weight: 2.09 pounds

Item Model Number: GT67-NEW

Brand: MACTREM

Color: Grey

Material: Aluminum

Maximum Height: 67 Inches

Minimum Height: 17.7 Inches

Folded Size: 17.7 inches

Special Feature: Foldable, Lightweight, Remote Control

Compatible Devices: iPhone 15/ iPhone 15 plus/ Pro/ Pro max/ 14/ 14 13 Max/ 13/ SE/ 12/ 12 pro/ pro mini/ 11/ 11 X/ XS XR/ 10/ 8 8/ 7/ 7 plus/6 / 6s/ 6s Samsung Galaxy S22/ S21/ S21+/ Z Flip/ Note 10+/ Note20/ Note20 Ultra/ Google Pixel 9/ 9 8a/ 6/ 6 5/ 4XL/ 3XL/ HUAWEI Series/ XIAOMI One Plus 1+Series

WARRANTY AND SUPPORT

MACTREM offers a **12-month warranty** for this product, ensuring peace of mind regarding its quality and performance.

For any questions, concerns, or assistance with your MACTREM 67" Phone Tripod, please reach out to our responsive customer support team. We are committed to promptly delivering satisfactory solutions.

You can typically find contact information for customer support on the product packaging or the official MACTREM website.