

CONTOURE R-1250SS

CONTOURE RV Stainless Steel Top-Freezer Refrigerator

MODEL R-1250SS USER MANUAL

1. Introduction

Thank you for choosing the CONTOURE RV Stainless Steel Top-Freezer Refrigerator, Model R-1250SS. This appliance is designed for efficiency and convenience in compact spaces, such as RVs and small kitchens. It features a 12 cu.ft. capacity, frost-free operation, LED lighting, and adjustable storage options. This manual provides essential information for the safe and efficient use of your refrigerator.

2. Safety Information

Please read all safety instructions before operating the appliance to reduce the risk of fire, electric shock, or injury. Keep this manual for future reference.

- Ensure the refrigerator is connected to a properly grounded 3-prong outlet (115V, 60Hz, 1.5A). Do not use extension cords or ungrounded adapters.
- Do not store explosive substances such as aerosol cans with a flammable propellant in this appliance.
- Keep ventilation openings clear of obstruction.
- Do not damage the refrigerant circuit.
- This appliance is not intended for use by persons (including children) with reduced physical, sensory or mental capabilities, or lack of experience and knowledge, unless they have been given supervision or instruction concerning use of the appliance by a person responsible for their safety.
- Unplug the refrigerator before cleaning or performing maintenance.

3. Setup and Installation

Proper installation ensures optimal performance and safety.

3.1 Unpacking

Remove all packaging materials, including foam and adhesive tape. Inspect the refrigerator for any damage during transit. Keep packaging materials away from children.

3.2 Placement

Place the refrigerator on a flat, stable surface capable of supporting its weight (approximately 124 lbs / 58.97 kg). Allow adequate space around the unit for proper ventilation (at least 2 inches on sides and back, 4 inches on top). Avoid direct sunlight or heat sources. This compact design is ideal for RVs and small kitchens.

3.3 Power Connection

Connect the refrigerator to a dedicated 115V, 60Hz, 1.5A electrical outlet with a 3-prong grounding plug. Do not use an adapter or extension cord. Allow the refrigerator to stand upright for at least 2-4 hours before plugging it in to allow refrigerants to settle.

3.4 Door Reversal

The refrigerator doors are reversible (Left/Right Hinge) to accommodate various kitchen layouts. Refer to the detailed instructions provided in the separate door reversal guide (if included) or contact customer support for assistance.

137722-Contoure 12 cu.ft. Top-Freezer Refrigerator Dimensions



Cooling with
CONTOURE®

Image 1: CONTOURE R-1250SS Refrigerator Dimensions. This image displays the overall dimensions of the refrigerator, including its width (23 5/8 inches), depth (28 1/2 inches), and height (59 3/4 inches), providing crucial information for placement and installation planning.

4. Operating Instructions

Familiarize yourself with the controls and features for optimal food preservation.

4.1 Temperature Control

The refrigerator features electronic temperature controls for precise cooling. The fresh food compartment temperature can be adjusted from 32°F to 45°F (0°C to 7°C) using a button. The freezer compartment temperature can be adjusted from -7.6°F to 10.4°F (-22°C to -12°C) using an interior knob. Allow several hours for the refrigerator to reach the desired temperature after adjustment.

4.2 Storage Features

- **Adjustable Glass Shelves:** Two adjustable spill-safe tempered glass shelves and one fixed shelf in the refrigerator compartment allow for flexible storage configurations.
- **Door Racks:** Four door racks provide additional storage for bottles and smaller items, including gallon door storage.
- **Crisper Drawer:** A clear produce crisper keeps fruits and vegetables fresher for longer.
- **Freezer Storage:** The separate freezer compartment includes one wire shelf and door racks for organized storage of frozen items.
- **LED Interior Lighting:** Illuminating LED interior lighting enhances visibility, making it easy to locate items.

4.3 RapidCold Cooling Technology

This refrigerator is equipped with RapidCold Cooling Technology, which quickly reaches and maintains desired temperatures, ensuring your food and beverages are kept fresh efficiently.



12 cu.ft capacity

Energy Efficient Advantage:
uses less energy than
traditional fridges

Frost-free, enhanced
airflow system

Cooling with
CONTOURE®

Image 2: CONTOURE R-1250SS Refrigerator Features. This image highlights key features such as the 12 cu.ft. capacity, energy-efficient advantage, and the frost-free enhanced airflow system, demonstrating the appliance's design for convenience and performance.

5. Maintenance and Cleaning

Regular maintenance ensures the longevity and efficiency of your refrigerator.

5.1 Frost-Free Operation

The CONTOURE R-1250SS features a frost-free design with an enhanced airflow system, eliminating the need for manual defrosting. This system prevents ice buildup in both the refrigerator and freezer compartments.

5.2 Cleaning

- Always unplug the refrigerator before cleaning.
- Clean interior surfaces with a soft cloth and a mild detergent solution. Rinse with clean water and dry thoroughly.
- Removable shelves and drawers can be washed with warm soapy water.

- Wipe exterior surfaces with a soft, damp cloth. For stainless steel, use a specialized stainless steel cleaner.
- Periodically clean the condenser coils at the back or bottom of the unit to maintain efficiency.

6. Troubleshooting

Before contacting service, review these common issues and solutions.

Problem	Possible Cause	Solution
Refrigerator does not operate	Not plugged in; circuit breaker tripped; power outage.	Ensure plug is secure; reset circuit breaker; check household power.
Temperature is not cold enough	Temperature setting too high; door left open; excessive food load; poor ventilation.	Adjust temperature setting lower; ensure door is closed properly; allow space for air circulation; clear obstructions around unit.
Excessive noise	Refrigerator not level; items rattling inside; normal operating sounds.	Adjust leveling feet; rearrange items; gurgling or humming sounds are normal.
Water on floor or inside	Drain tube blocked; door not sealed properly.	Clear drain tube; check door gasket for proper seal.

7. Specifications

Detailed technical specifications for the CONTOURE R-1250SS refrigerator.



Image 3: CONTOURE R-1250SS Refrigerator Front View. This image shows a full front view of the stainless steel top-freezer refrigerator, highlighting its sleek design and two-door configuration.

Feature	Detail
Model Number	R-1250SS
Capacity	12 Cubic Feet
Dimensions (W x D x H)	23-5/8"W x 28-1/2"D x 59-3/4"H (60W x 72.4D x 151.8H cm)
Weight	124 lbs (58.97 kg)
Color/Finish	Stainless Steel Look

Feature	Detail
Configuration	Freezer-on-Top
Defrost System	Frost-Free
Lighting Type	LED Interior Lighting
Refrigerator Shelves	3 (2 Adjustable Tempered Glass, 1 Fixed)
Freezer Shelves	1 (Wire)
Door Storage	4 Racks (including Gallon Door Storage)
Crisper Drawer	Yes (Clear Produce Crisper)
Hinge	Reversible Left/Right
Power Rating	115V, 60Hz, 1.5A
Receptacle Type	3-Prong Grounding
Energy Verified	Yes
Safety Certification	CSA USA / CSA Canada

8. Warranty and Support


For warranty information and customer support, please refer to the warranty card included with your purchase or visit the official CONTOURE website. Ensure you have your model number (R-1250SS) and proof of purchase available when contacting support.






Manufacturer: National Quality Products, LLC



© 2023 CONTOURE. All rights reserved.

Related Documents - R-1250SS

	<p>Contoure 15.0 Cu.Ft Deluxe RapidCold™ French 4-Door Refrigerator Instruction Manual</p> <p>Comprehensive instruction manual for the Contoure 15.0 Cu.Ft Deluxe RapidCold™ French 4-Door Refrigerator (Models R-1540GBK and R-1550SS), covering welcome, safety precautions, installation, operation, care, troubleshooting, and warranty information.</p>
-------------------------------------------------------------------------------------	------------------------------------------------------------------------------------------------------------------------------------------------------------------------------------------------------------------------------------------------------------------------------------------------------------------------------------------------------------------------------

	<p>Contoure R-1575SS Counter Depth French Door Refrigerator - Instruction Manual</p> <p>Comprehensive instruction manual for the CONTOURE R-1575SS Counter Depth French Door Refrigerator. Includes safety precautions, installation, operation, care, maintenance, troubleshooting, and warranty information.</p>
	<p>Contoure RV-580-OTR Over-the-Range Microwave Oven Instruction Manual</p> <p>Comprehensive instruction manual for the Contoure RV-580-OTR Deluxe Built-In Over-the-Range Microwave Oven. Covers safety precautions, operating instructions, maintenance, and warranty information.</p>
	<p>Contoure Compact Portable Ice Maker User Manual</p> <p>User manual for the Contoure Compact Portable Ice Maker, covering safety instructions, operation, maintenance, and troubleshooting for models RV-100BK and RV-100Z.</p>
	<p>Contoure RV-225 Water Dispenser with Ice Maker User Manual</p> <p>User manual for the Contoure RV-225 Water Dispenser with Ice Maker, providing important safety instructions, operating procedures, maintenance guidelines, and troubleshooting tips.</p>
	<p>Contoure 1.6 Cu.Ft. Convection Over-the-Range Microwave Oven Instruction Manual</p> <p>Instruction manual for the Contoure RV-500-OTR 1.6 cu.ft. convection over-the-range microwave oven, covering safety, operation, cleaning, and warranty.</p>