

Amazon Kindle Paperwhite (12th Generation)

Amazon Kindle Paperwhite (12th Generation) 16 GB User Manual

Model: Kindle Paperwhite (12th Generation) | Storage: 16 GB

INTRODUCTION

This manual provides comprehensive instructions for the Amazon Kindle Paperwhite (12th Generation) 16 GB e-reader. It covers device setup, operational procedures, maintenance guidelines, troubleshooting tips, and detailed product specifications. Please read this manual thoroughly to ensure optimal use and longevity of your device.

SETUP

1. Unboxing and Initial Charge

Upon opening the package, verify that all included items are present:

- Kindle Paperwhite device
- USB-C charging cable
- Quick Start Guide

Before first use, fully charge your Kindle Paperwhite. Connect the USB-C charging cable to the device and a compatible 9W USB power adapter. A full charge typically takes less than 2.5 hours. The device can operate for up to twelve weeks on a single charge, based on a half hour of reading per day with wireless off and the light setting at 13.



Image: Front and back view of the Kindle Paperwhite device.

2. Power On/Off

To power on your Kindle, press and hold the power button located on the bottom edge of the device until the screen illuminates. To turn off or restart, press and hold the power button, then select the desired option from the menu.

3. Initial Setup and Wi-Fi Connectivity

The Kindle Paperwhite operates wirelessly and does not require a computer for content download. During initial setup, you will be prompted to connect to a Wi-Fi network. The device supports 2.4 GHz and 5.0 GHz networks with WEP, WPA, WPA2, WPA3, and OWE security protocols. Follow the on-screen instructions to connect to your network and register your device to your Amazon account.

OPERATING YOUR KINDLE PAPERWHITE

1. Basic Navigation and Reading

Navigate your Kindle by tapping the screen. To turn pages while reading, tap the right side of the screen for the next page or the left side for the previous page. Swipe gestures can also be used for navigation.



Next-generation 7" Paperwhite display with 20% faster page turns

Image: A user holding the Kindle Paperwhite, displaying a book page with text, illustrating the device's fast page-turning capability.

2. Display Settings and Comfort

The 7-inch glare-free Paperwhite display features 300 ppi for sharp text. Adjust the built-in light to suit your environment. The device offers an adjustable warm light feature, allowing you to shift the screen tone from white to amber, which can reduce eye strain, especially in low-light conditions. Dark Mode is also available for an inverted color scheme.



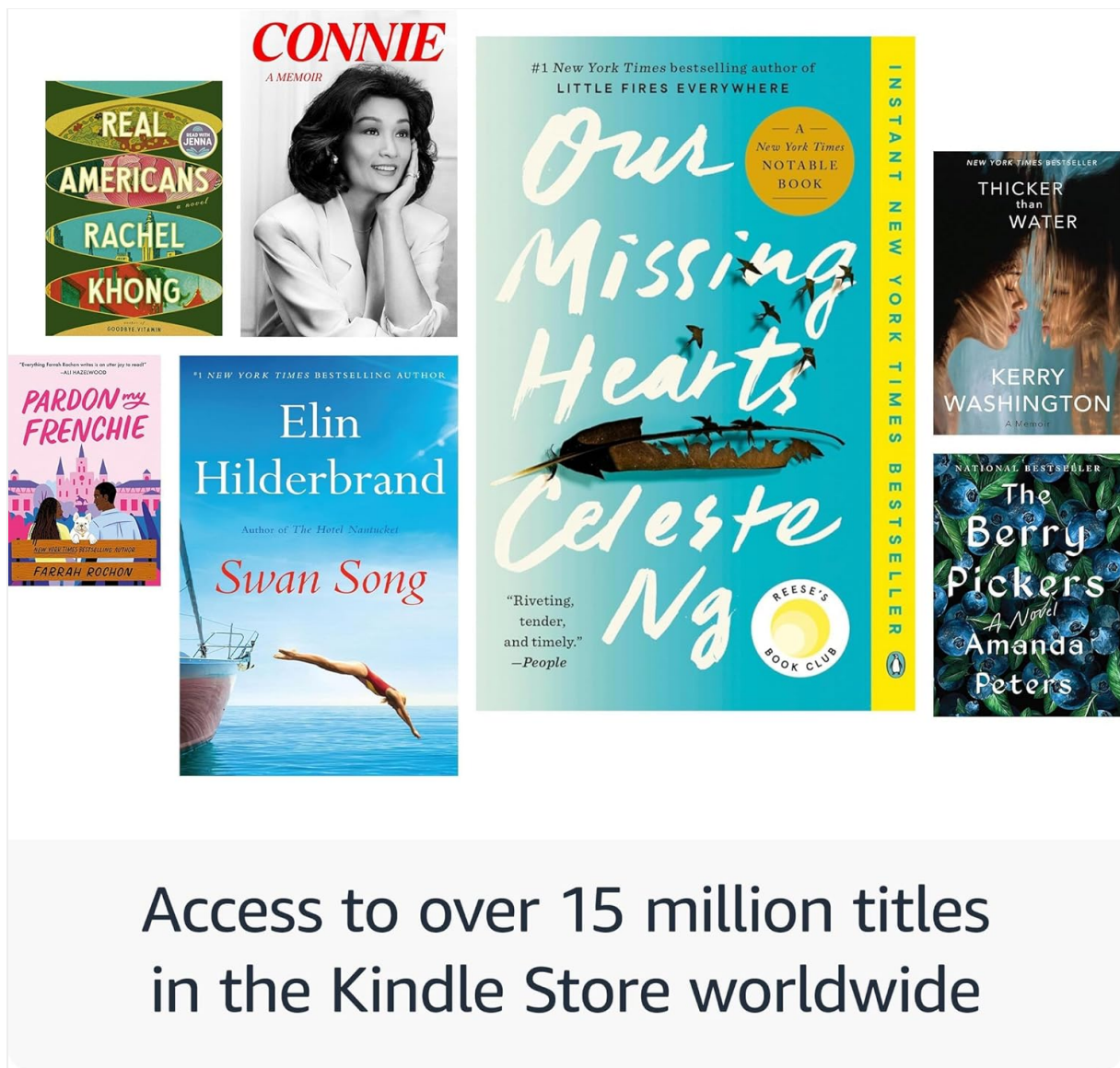
Read day or night with an adjustable warm light

Image: A user's hands interacting with the Kindle Paperwhite screen to adjust the warm light settings, demonstrating customization for reading comfort.

You can customize your reading experience by adjusting font size, font face, line spacing, and margins through the on-screen menu.

3. Content Management

Your Kindle Paperwhite has 16 GB of on-device storage, capable of holding thousands of books. All Amazon content is stored in the cloud for free. Supported content formats include Kindle Format 8 (AZW3), Kindle (AZW), TXT, PDF, unprotected MOBI, PRC natively. Other formats like DOCX, DOC, HTML, EPUB, RTF, JPEG, GIF, PNG, BMP can be read through conversion.



Access to over 15 million titles
in the Kindle Store worldwide

Image: A collage of diverse book covers, representing the wide selection of titles available through the Kindle Store.

4. Audiobooks and Accessibility

The Kindle Paperwhite supports Audible audio format (AAX). You can listen to audiobooks by connecting Bluetooth headphones or speakers. The VoiceView screen reader, available over Bluetooth audio, provides spoken feedback for device navigation and text-to-speech functionality (English only).

5. Waterproofing

The device is waterproof (IPX8 rated), tested to withstand immersion in 2 meters of fresh water for 60 minutes. This feature allows for reading in various environments, including near water.

MAINTENANCE

1. Cleaning

To clean your Kindle Paperwhite, use a soft, lint-free cloth. Avoid abrasive materials or harsh chemicals. Do not submerge the device in cleaning solutions.

2. Battery Care

To maximize battery life, keep wireless connectivity off when not in use and adjust the screen brightness to the lowest comfortable setting. Frequent streaming of Audible audiobooks over Bluetooth will reduce battery life.



A single charge via USB-C lasts up to 12 weeks

Image: A man comfortably reading his Kindle Paperwhite in bed, illustrating the device's long battery life suitable for extended reading sessions.

3. Software Updates

Your Kindle Paperwhite receives guaranteed software security updates for at least four years from its last availability as a new unit. Ensure your device is connected to Wi-Fi periodically to receive these updates, which improve performance and security.

TROUBLESHOOTING

If you encounter issues with your Kindle Paperwhite, consider the following:

- **Device Unresponsive:** Press and hold the power button for 40 seconds to perform a hard restart.
- **Wi-Fi Connection Issues:** Verify your Wi-Fi password and ensure the device is within range of your router. Try restarting your router.
- **Battery Draining Quickly:** Reduce screen brightness, turn off Wi-Fi when not needed, and limit audiobook streaming.
- **Content Not Downloading:** Check your Wi-Fi connection and Amazon account settings. Ensure the content is compatible with your device.

For further assistance, refer to the online Kindle User Guide or contact Amazon Customer Service.

SPECIFICATIONS

Display	Amazon's 7" Paperwhite display technology with built-in light, 300 ppi, optimized font technology, 16-level gray scale.
Size	5" x 7" x 0.3" (127.6 x 176.7 x 7.8 mm)
Weight	7.4 oz (211g). Actual size and weight may vary.
System Requirements	None; fully wireless and doesn't require a computer to download content.
On-Device Storage	16 GB; holds thousands of books.
Cloud Storage	Free cloud storage for all Amazon content.
Battery Life	Up to twelve (12) weeks on a single charge (based on 30 mins reading/day, wireless off, light setting 13). Varies with use.
Charge Time	Less than 2.5 hours with a 9W USB power adapter.
Wi-Fi Connectivity	Supports 2.4 GHz and 5.0 GHz networks (WEP, WPA, WPA2, WPA3, OWE security). Does not support ad-hoc networks.
Accessibility Features	VoiceView screen reader (Bluetooth audio, English only), Dark Mode, adjustable font size, font face, line spacing, margins.
Content Formats Supported	Kindle Format 8 (AZW3), Kindle (AZW), TXT, PDF, unprotected MOBI, PRC natively; PDF, DOCX, DOC, HTML, EPUB, TXT, RTF, JPEG, GIF, PNG, BMP through conversion; Audible audio format (AAX).
Waterproofing	IPX8 rated (2 meters fresh water for 60 minutes).
Available Colors	Black, Raspberry, and Jade.
Generation	Kindle Paperwhite (12th Generation) - 2024 release.







WARRANTY AND SUPPORT

1. Warranty Information

The Kindle Paperwhite includes a 1-year limited warranty and service. Extended warranty options (1-year, 2-year, or 3-year) are available for U.S. customers and sold separately. Use of the Kindle is subject to the terms found on the Amazon website.

2. Documentation and Customer Service

For additional information, refer to the online Kindle User Guide. If you require further assistance or have questions regarding your device, please contact Amazon Customer Service.

	<p>Amazon Fire Tablet and Kindle E-Reader Quick Setup Guide</p> <p>A quick setup guide for Amazon Fire tablets and Kindle e-readers, covering battery charging, Wi-Fi connection, account registration, payment settings, content download, and sharing features like Family Library.</p>
	<p>Amazon Fire Tablet and Kindle E-Reader Quick Setup Guide</p> <p>A quick setup guide for Amazon Fire tablets and Kindle e-readers, covering initial charging, Wi-Fi connection, account registration, payment settings, content download, and family sharing features.</p>
	<p>Kindle Paperwhite 3rd Generation Screen/Display Touch Panel Replacement Guide</p> <p>Detailed step-by-step repair guide from iFixit for replacing the screen and touch panel on a 3rd Generation Amazon Kindle Paperwhite. Includes required tools, parts, and instructions for disassembly and reassembly.</p>
	<p>Amazon Kindle Oasis Quick Start Guide and Information</p> <p>Concise guide for the Amazon Kindle Oasis e-reader, covering device overview, multilingual support information, and links to further resources. Optimized for accessibility and SEO.</p>
	<p>Kindle Paperwhite Kids: Setup and Features Guide</p> <p>A concise guide to setting up your Amazon Kindle Paperwhite Kids e-reader, covering powering on, parent setup, child profiles, and accessing the Parent Dashboard for controls. Includes details on included accessories.</p>
	<p>User Manual: 6ft White PVC USB 2.0 Cables for Charging and Data Transfer</p> <p>Official user manual for 6ft white PVC USB 2.0 cables, detailing compatibility with USB-C and Micro-USB devices, charging, data transfer, and care instructions. Compatible with various Kindle models.</p>