

Amazon Kindle Scribe (64GB)

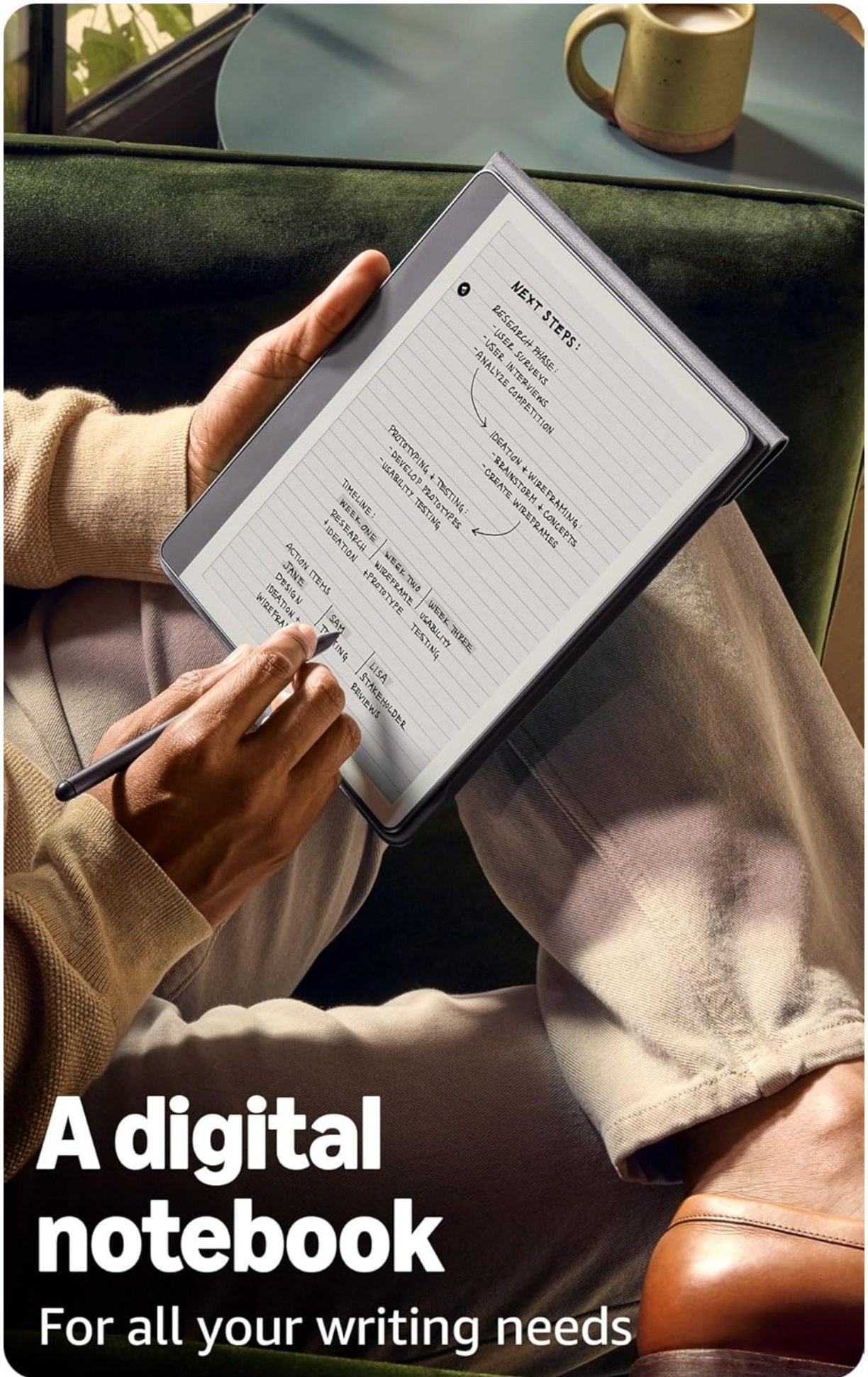
Amazon Kindle Scribe User Manual

Model: Kindle Scribe (64GB)

INTRODUCTION

The Amazon Kindle Scribe is a digital notebook and e-reader designed for writing, reading, and document management. It offers a paper-like experience for note-taking and provides access to a vast library of digital content.

- **Digital Notebook:** Replaces physical notebooks with a single device optimized for writing and reading.
- **AI Notebook Tools:** Features for converting handwriting to text, summarizing notes, and adjusting length or tone.
- **Premium Pen:** Provides a natural writing experience without the need for charging or setup.
- **Document Management:** Allows importing and marking up documents and PDFs.
- **Active Canvas:** Enables note-taking directly on book pages with adjustable margins.
- **Glare-Free Display:** A 10.2-inch, 300 ppi front-lit display for comfortable reading and writing in various lighting conditions.
- **Extended Battery Life:** Designed for weeks of writing or months of reading on a single charge.



A digital notebook

For all your writing needs

The Kindle Scribe functions as a versatile digital notebook for various writing tasks.

SETUP

What's in the Box

- Wi-Fi enabled Kindle Scribe device
- Premium Pen
- USB-C charging cable
- 5 replacement pen tips
- Tip replacement tool
- Built-in rechargeable battery

Initial Device Setup

The Kindle Scribe features Amazon Wi-Fi simple setup, which automatically connects to your home Wi-Fi network. No computer is required to download content or complete the initial setup process.


1. **Power On:** Press and hold the power button until the screen activates.
2. **Language Selection:** Follow the on-screen prompts to select your preferred language.
3. **Connect to Wi-Fi:** The device will guide you through connecting to a Wi-Fi network. If you have previously used Amazon Wi-Fi simple setup, it may connect automatically.
4. **Register Device:** Register your Kindle Scribe to your Amazon account. This links your device to your Kindle library and allows access to the Kindle Store.
5. **Tutorial:** Complete the brief on-screen tutorial to familiarize yourself with basic navigation and pen functions.

OPERATING INSTRUCTIONS

Reading on Kindle Scribe

The Kindle Scribe provides a dedicated reading experience with its glare-free display.

- **Accessing Books:** Your purchased Kindle books will appear on the device's home screen. Tap a book cover to open it.
- **Page Navigation:** Tap the right side of the screen to turn to the next page, or the left side for the previous page. Swiping left or right also works.
- **Adjusting Display:** Tap the top of the screen to access the reading toolbar. Here you can adjust font size, font face, line spacing, margins, and the built-in light's brightness and warmth.
- **Highlighting:** Use your finger or the Premium Pen to drag across text to highlight it.
- **Dictionary Lookup:** Tap and hold a word to see its definition.



Read in comfort

With a large 10.2" glare-free
front-lit display

The 10.2-inch glare-free display is designed for comfortable reading.

Writing and Note-Taking

The Premium Pen allows for a natural writing experience directly on the Kindle Scribe's screen.

- **Creating Notebooks:** From the home screen, select the 'Notebooks' section to create new notebooks. Choose from various templates like lined, grid, blank, or specialized planners.
- **Using the Premium Pen:** Simply touch the pen to the screen to write. The pen does not require charging.
- **Pen Tools:** In a notebook or document, a toolbar will appear, allowing you to select different pen types (e.g., fountain pen, marker), adjust stroke thickness, and use an eraser. The Premium Pen also features a dedicated eraser on its top end.
- **Marking Up Documents:** Import PDFs and other documents to write directly on them. Use the pen to annotate, highlight, and add comments.
- **Active Canvas:** When reading a book, you can activate Active Canvas to create space for notes directly on the page. Expand or collapse margins as needed.



Summarize and refine your notes

AI notebook tools built-in

Utilize AI notebook tools to summarize and refine your handwritten notes.

AI Notebook Tools

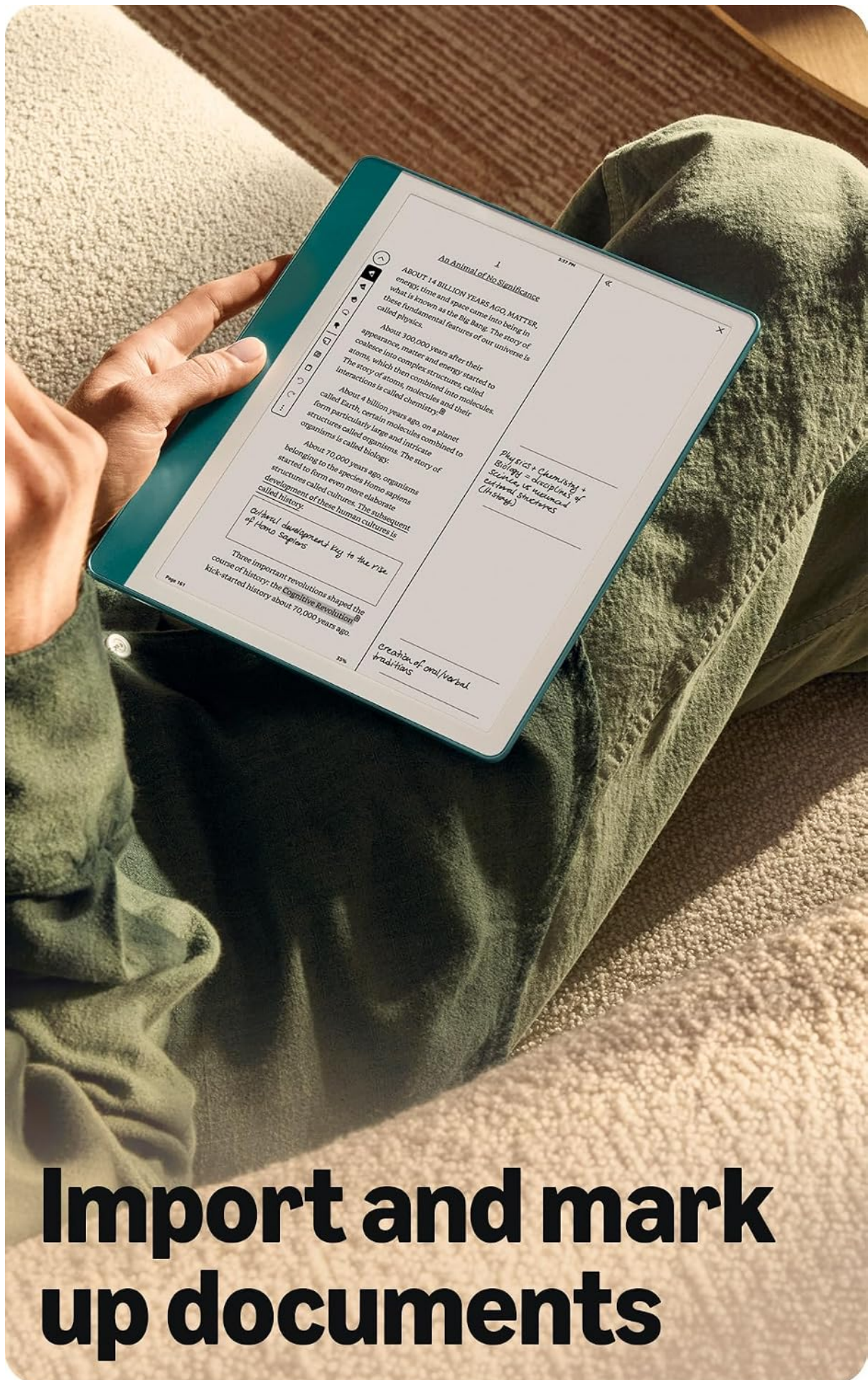
The Kindle Scribe includes built-in AI capabilities to enhance your note-taking:

- **Handwriting to Text Conversion:** Convert your handwritten notes into editable typed text.
- **Note Summarization:** Generate summaries of your notes.
- **Length and Tone Adjustment:** Modify the length and tone of your summarized notes.

Document Management

You can easily import and manage documents on your Kindle Scribe:

- **Send to Kindle:** Use the 'Send to Kindle' feature to wirelessly send documents and PDFs from your computer or mobile device to your Scribe.
- **Supported Formats:** The device supports Kindle Format 8 (AZW3), Kindle (AZW), TXT, PDF, unprotected MOBI, PRC natively. It also supports PDF, DOCX, DOC, HTML, EPUB, TXT, RTF, JPEG, GIF, PNG, BMP through conversion. Audible audio format (AAX) is also supported.



Import and mark up documents

Import and mark up various documents directly on your Kindle Scribe.

Accessibility Features

The Kindle Scribe includes features to enhance accessibility:

- **VoiceView Screen Reader:** Available over Bluetooth audio, VoiceView provides spoken feedback for navigating the device and reading books with text-to-speech (English only).
- **Display Adjustments:** Ability to invert black and white, adjust font size, font face, line spacing, and margins for personalized reading comfort.

MAINTENANCE

Battery Life and Charging

To ensure optimal performance, follow these guidelines for battery management:

- **Reading Battery Life:** Up to 12 weeks based on 30 minutes of reading per day with wireless off and light setting at 13.
- **Writing Battery Life:** Up to 3 weeks based on 30 minutes of writing per day with wireless off and light setting at 13.
- **Charging:** Fully charges in approximately 7 hours from a computer via USB-C cable, or approximately 2.5 hours with a 9W USB-C power adapter.
- **Factors Affecting Battery:** Battery life will vary based on usage, Audible audiobook streaming, and content annotation.

Premium Pen Maintenance

The Premium Pen comes with replaceable tips to maintain a consistent writing experience.

- **Tip Replacement:** Use the included tip replacement tool to carefully remove worn tips and insert new ones. Five replacement tips are provided in the box.
- **Cleaning:** Wipe the pen and device screen with a soft, lint-free cloth. Avoid abrasive materials or harsh chemicals.

TROUBLESHOOTING

If you encounter issues with your Kindle Scribe, consider the following basic troubleshooting steps:

- **Restart Device:** Press and hold the power button for 7 seconds until the power dialog appears, then tap 'Restart'. If unresponsive, hold the power button for 40 seconds to force a restart.
- **Check Wi-Fi Connection:** Ensure your device is connected to a stable Wi-Fi network for content downloads and updates.
- **Charge Battery:** If the device is not responding, connect it to a power source using the USB-C cable and allow it to charge for at least 30 minutes before attempting to restart.
- **Pen Not Responding:** Ensure the pen tip is securely in place. If writing feels inconsistent, consider replacing the pen tip.
- **Software Updates:** Ensure your device has the latest software. Updates often resolve bugs and improve performance. Check for updates in the device settings.

For more detailed troubleshooting or persistent issues, refer to the official Kindle User Guide available online or contact Amazon Customer Service.

SPECIFICATIONS

Feature	Detail
Display	Amazon's 10.2" Paperwhite display technology with built-in light, 300 ppi, optimized font technology, 16-level gray scale.
Device Size	7.7" x 9.0 x .22" (196 x 230 x 5.7mm excluding feet)
Premium Pen Size	6.4" x .35" x .33" (162 x 8.8 x 8.4 mm)
On-Device Storage	16 GB, 32 GB, or 64 GB (This model: 64 GB)
Device Weight	15.3oz (433g device only)
Premium Pen Weight	.60 oz (17g)
Wi-Fi Connectivity	Wi-Fi 5 with support for WPA2/WPA3 personal or Wi-Fi Protected Setup (WPS). Bluetooth 5.2
Content Formats Supported	Kindle Format 8 (AZW3), Kindle (AZW), TXT, PDF, unprotected MOBI, PRC natively; PDF, DOCX, DOC, HTML, EPUB, TXT, RTF, JPEG, GIF, PNG, BMP through conversion; Audible audio format (AAX).
Battery Life (Reading)	Up to 12 weeks (half hour/day, wireless off, light 13)
Battery Life (Writing)	Up to 3 weeks (half hour/day, wireless off, light 13)
Charge Time (USB-C)	Approx. 7 hours from computer; approx. 2.5 hours with 9W USB-C power adapter.
Generation	Kindle Scribe 1st generation - 2024 release
Available Color	Tungsten and Metallic Jade

WARRANTY AND SUPPORT

Warranty Information

The Kindle Scribe includes a 1-year limited warranty and service. Optional 1-year, 2-year, or 3-year Extended Warranty plans are available for U.S. customers and sold separately. Use of Kindle is subject to Amazon's Conditions of Use.

Documentation and Software Updates

For further information, quick start guides, and the full Kindle User Guide, please visit the official Amazon Kindle support website. Software updates are periodically released to enhance device functionality and security. You can find information about these updates and manage your device-specific settings on the Amazon website.

