

## SONGMICS LCB061N01

# SONGMICS Bamboo Laundry Hamper with Lid

Model: LCB061N01 | Brand: SONGMICS

## 1. INTRODUCTION

Thank you for choosing the SONGMICS Bamboo Laundry Hamper. This manual provides essential information for the safe and efficient assembly, operation, and maintenance of your new laundry hamper. Please read these instructions carefully before use and retain them for future reference.

This 72-liter laundry hamper features a durable bamboo construction, a convenient lid, and a removable, machine-washable liner, designed to help organize your laundry effectively.

## 2. SAFETY INFORMATION

- Keep all packaging materials, especially plastic bags, away from children to prevent suffocation.
- Do not exceed the maximum weight capacity of 20 kg (44 lbs) to avoid damage or injury.
- Ensure the hamper is placed on a stable, level surface to prevent tipping.
- Keep the product away from open flames or high heat sources.
- This product is intended for indoor use only.

## 3. PACKAGE CONTENTS

Please verify that all components are present before assembly:

- 1 x Bamboo Laundry Hamper Body
- 1 x Lid
- 1 x Removable Laundry Liner Bag (Polyester-Cotton Blend)
- 1 x Accessory Bag (containing small assembly parts)
- 1 x Instruction Manual

## 4. SETUP & ASSEMBLY

Follow these steps to assemble your laundry hamper:

1. **Unfold the Hamper Body:** Carefully unfold the bamboo hamper body. The flexible bamboo slats will form the rectangular shape.
2. **Insert Support Frame:** Locate the metal support frame from the accessory bag. Insert it into the top rim of the hamper body to provide structural stability. Ensure it fits snugly.
3. **Attach Laundry Liner:** Place the removable laundry liner bag inside the hamper. Secure the liner by attaching its fasteners (snaps or loops) to the corresponding points on the inside of the hamper's top rim.
4. **Place the Lid:** Position the lid on top of the hamper. The lid is designed to rest securely, covering the contents.



Image: Visual guide for unfolding the hamper and placing the lid. The image illustrates the hamper's portability and simple assembly process.



Image: Close-up of hands securing the removable fabric liner to the interior of the hamper, demonstrating the attachment mechanism.

## 5. OPERATING INSTRUCTIONS

---

Using your SONGMICS laundry hamper is straightforward:

- **Adding Laundry:** Simply lift the lid to place dirty clothes, blankets, pillows, or towels into the hamper. Close the lid to keep contents out of sight and protected from dust.
- **Transporting Laundry:** When it's laundry day, use the sturdy cotton rope handles located on both sides of the hamper to easily carry it to your laundry room. Alternatively, the removable liner can be lifted out and carried separately.



Image: A woman demonstrating how to place laundry into the hamper by lifting the lid. The hamper is shown in a modern laundry room setting.



Image: This composite image shows the lid opening mechanism, the removable liner being lifted out of the hamper, and the liner being placed into a washing machine for cleaning.

## 6. MAINTENANCE

Proper care will ensure the longevity of your laundry hamper:

- **Cleaning the Hamper:** Wipe the bamboo exterior with a soft, damp cloth. Avoid using abrasive cleaners or harsh chemicals, as these can damage the bamboo finish. Ensure the hamper is dry after cleaning.
- **Washing the Liner:** The polyester-cotton blend liner is removable and machine washable. Detach the liner from the hamper and wash it according to standard fabric care instructions, typically in cold water

on a gentle cycle. Air dry or tumble dry on low heat to prevent shrinkage or damage.




Image: A close-up view of the removable polyester-cotton blend fabric liner, showcasing its material and texture, which is designed for easy cleaning.

## 7. TROUBLESHOOTING

If you encounter any issues with your laundry hamper, please refer to the following common solutions:

- **Hamper appears unstable:** Ensure that the internal metal support frame is correctly inserted and fully seated within the top rim of the bamboo body. Check that the hamper is placed on a flat, even surface.
- **Lid does not close properly:** Verify that the laundry liner is not overfilled or improperly positioned, obstructing the lid. Ensure no items are protruding from the hamper.
- **Liner detaches from hamper:** Re-secure all fasteners (snaps or loops) of the liner to the corresponding attachment points inside the hamper's top rim.

If these steps do not resolve your issue, please contact customer support.

## 8. SPECIFICATIONS

Feature	Detail
Model Number	LCB061N01
Dimensions (L x W x H)	31.5 x 42.5 x 61 cm (12.4" x 16.7" x 24")
Capacity	72 Liters (19 Gallons)
Weight Capacity	Up to 20 kg (44 lbs)
Material	Bamboo slats, polyester-cotton blend fabric liner, metal frame
Color	Natural Beige
Number of Compartments	1
Item Weight	2 Kilograms
Manufacturer	SONGMICS
Country of Origin	China

Feature	Detail
Recommended Uses	Storing and organizing laundry in various rooms (bedroom, bathroom, laundry room, etc.)




Image: An illustration demonstrating the 72-liter capacity of the hamper, showing it filled with a week's worth of folded laundry, alongside its height measurement.















Volume	Size	Color
 <b>19 Gal.</b> (72 L)	12.4"D x 16.7"W x 24"H (31.5 x 42.5 x 61 cm)	  
 <b>26.4 GAL.</b> (100 L)	13.6"D x 21.5"W x 24"H (34.5 x 54.5 x 61 cm)	  
 <b>39.6Gal.</b> (150 L)	16.3"D x 24.6"W x 24"H (41.5 x 62.5 x 61 cm)	  

Image: A comprehensive diagram displaying the exact dimensions (length, width, height) and capacity (in gallons and liters) of the 72L hamper, along with its weight capacity.

## 9. WARRANTY & SUPPORT

SONGMICS products are designed for quality and durability. For specific warranty information, please refer to the documentation provided at the time of purchase or visit the official SONGMICS website.

If you have any questions, require assistance with assembly, or need to report a missing or damaged part, please contact SONGMICS customer support through the retailer's platform or the official brand website. Please have your model number (LCB061N01) and purchase details ready when contacting support.

