

## PETZL S042AA01

# PETZL Transport 30L Backpack User Manual

Model: S042AA01

This manual provides essential instructions for the safe and effective use, maintenance, and care of your PETZL Transport 30L backpack.

## 1. INTRODUCTION

The PETZL Transport 30L is a durable backpack designed for regular to intensive use, suitable for various outdoor and professional activities. Its robust construction ensures reliability in demanding environments.

**Intended Use:** This backpack is designed for carrying equipment and personal items. It is not intended for climbing or fall protection purposes unless explicitly stated for specific components.

## 2. SETUP

### 2.1 Initial Inspection

Before first use, inspect the backpack for any signs of damage, including tears in the fabric, broken buckles, or compromised stitching. Ensure all straps and closures function correctly.

### 2.2 Adjusting Shoulder Straps

The shoulder straps are adjustable to ensure a comfortable and secure fit. Loosen the straps, put on the backpack, and then pull the strap ends to tighten until the pack sits comfortably on your back.



**Image Description:** A black PETZL Transport 30L backpack shown from a slight angle, highlighting the padded shoulder straps and the main body of the pack. The straps are visible on the left side of the image, demonstrating their attachment points for carrying.

## 3. OPERATION

---

### 3.1 Loading the Backpack

Distribute weight evenly within the backpack. Place heavier items closer to your back and centered to maintain balance. Avoid overfilling the pack beyond its 30-liter capacity.

### 3.2 Securing the Closure

The main compartment features a roll-top closure with buckles to secure contents and provide weather resistance. Roll the top down several times and then fasten the side buckles.

---



**Image Description:** A close-up view of the top section of the PETZL Transport 30L backpack, illustrating the roll-top closure mechanism and the two black plastic buckles used to secure it. The fabric appears gathered at the top, indicating the rolled-down position for weather protection.

### 3.3 Carrying Handles

The backpack is equipped with multiple carrying handles for easy transport, especially when not worn on the back. Use these handles for short-distance carrying or lifting.



**Image Description:** A detailed shot of the side of the PETZL Transport 30L backpack, clearly showing one of the reinforced black fabric carrying handles stitched securely to the main body of the pack. The handle is positioned horizontally for easy grip.

## 4. MAINTENANCE

---

### 4.1 Cleaning

Clean the backpack with a damp cloth and mild soap. Do not use harsh chemicals or abrasive cleaners. Rinse thoroughly and allow to air dry completely before storage.

### 4.2 Storage

Store the backpack in a cool, dry place away from direct sunlight and extreme temperatures. Ensure it is clean and dry before storage to prevent mold or material degradation.

### 4.3 Inspection

Regularly inspect the backpack for wear and tear, especially on seams, straps, buckles, and the bottom. Address any damage promptly to maintain product integrity and safety.

## 5. TROUBLESHOOTING

---

### 5.1 Difficulty with Closure

If the roll-top closure is difficult to secure, ensure the backpack is not overfilled. Adjust the amount of material rolled down to allow the buckles to fasten easily.

### 5.2 Discomfort While Carrying

If the backpack feels uncomfortable, re-adjust the shoulder straps. Ensure the weight is evenly distributed and that

heavier items are positioned correctly against your back.

### 5.3 Material Wear

Minor scuffs and abrasions are normal with use. For significant tears or damage to the TPU material, professional repair may be necessary. Do not attempt to repair critical structural components yourself.

## 6. SPECIFICATIONS

| Feature      | Detail   |
|--------------|--|
| Model Number | S042AA01   |
| Capacity     | 30 Liters  |
| Material     | High-strength TPU (PVC-free)   |
| Dimensions   | 18.11 x 12.2 x 2.76 inches   |
| Item Weight  | 2.6 pounds (1.18 Kilograms)  |
| Manufacturer | Petzl  |
| Key Features | Welded bottom for abrasion and tear resistance, UV resistant, oil/grease resistant, chlorine-free. |

## 7. WARRANTY AND SUPPORT


For information regarding warranty coverage, product support, or spare parts, please refer to the official PETZL website or contact their customer service department. Keep your proof of purchase for warranty claims.






**Manufacturer:** Petzl

**Website:** [www.petzl.com](http://www.petzl.com)

© 2023 PETZL. All rights reserved. Information subject to change without notice.

### Related Documents - S042AA01

|   |  |
|---|--|
|  | <p><a href="#">Petzl Ice Axe Inspection Procedure</a></p> <p>A comprehensive guide to inspecting Petzl ice axes (piccozze) to ensure safety and proper function. Covers routine checks, in-depth inspections, and common issues.</p> |
|---|--|

|   |   |
|---|---|
|     | <p><a href="#">Petzl Crampons and Cord-Tec Crampons: Revision Procedure</a></p> <p>A comprehensive guide to the inspection and maintenance of Petzl crampons and Cord-Tec crampons, detailing procedures for checking components, identifying wear, and ensuring the safety and longevity of the equipment.</p>                     |
|    | <p><a href="#">Petzl Swift RL Headlamp User Manual</a></p> <p>This document provides comprehensive instructions for the Petzl Swift RL headlamp, covering its features, operation, maintenance, and safety precautions. It details how to use the REACTIVE LIGHTING® technology, battery charging, and accessory compatibility.</p> |
|    | <p><a href="#">Petzl Sicherungsgeräte mit Blockierunterstützung: Überprüfungshandbuch</a></p> <p>Anleitung zur regelmäßigen Überprüfung von Petzl Sicherungsgeräten mit Blockierunterstützung, einschließlich visueller und funktionaler Checks zur Gewährleistung der Sicherheit.</p>  |
|  | <p><a href="#">Petzl CORE סוללה נטענת: הוראות שימוש, בטיחות ואחריות</a></p> <p>הנטענת (דגם Petzl CORE מדריך מקיף להוראות שימוש, טעינה, בטיחות ואחריות עבור סוללת קיבולת, זמן טעינה, ואמצעי, Li-Ion כולל מידע על טכנולוגיית HYBRID המיועדת לפנסי ראש (E099EB00) זהירות.</p>  |
|  | <p><a href="#">Petzl Tikka Plus 4-LED Headlamp Repair Guide</a></p> <p>Step-by-step instructions for opening and repairing the Petzl Tikka Plus 4-LED Headlamp, focusing on troubleshooting a faulty push button. Includes tools and detailed disassembly steps.</p>  |