

## Wuloo ML009901

# Wuloo Wireless Intercom Doorbell System ML009901 User Manual

Model: ML009901

## 1. INTRODUCTION

Thank you for choosing the Wuloo Wireless Intercom Doorbell System. This device provides hands-free two-way communication between an outdoor unit and an indoor unit, enhancing security and convenience for your home or classroom. This manual provides detailed instructions for setup, operation, and maintenance to ensure optimal performance.

### Key Features:

- Hands-free two-way communication.
- Wireless range up to 1/2 mile in open areas.
- 10 selectable chimes and 4 adjustable volume levels (including mute mode).
- Expandable system supporting up to 2 outdoor units and 5 indoor units.
- IPX55 waterproof outdoor unit with anti-theft design.
- Built-in rechargeable batteries for both units.

## 2. PACKAGE CONTENTS

Please verify that all items are present in your package:

- 1 x Indoor Unit
- 1 x Outdoor Unit
- Mounting Screws and Anchors
- Power Adapter
- USB Type-C Charging Cable
- User Manual

# Package Include

(1 outdoor unit & 1 indoor unit)



Image: Contents of the Wuloo Wireless Intercom Doorbell package, including indoor and outdoor units, mounting hardware, adapter, and USB-C cable, with dimensions.

## 3. SETUP AND INSTALLATION

### 3.1 Initial Charging

Both the indoor and outdoor units are equipped with built-in rechargeable Lithium Polymer batteries. Before first use, fully charge both units using the provided USB Type-C cable and power adapter. A full charge typically lasts 2-3 months for the outdoor unit.



Image: The indoor unit connected to a power outlet for charging.

### 3.2 Outdoor Unit Installation

The outdoor unit is IPX55 waterproof and designed to withstand various weather conditions. Choose a suitable location near your entrance, ensuring it is within range of the indoor unit. Mount the unit using the provided screws and anchors. An anti-theft screw is located at the bottom of the outdoor unit for added security.

# Outdoor unit



Image: Close-up of the Wuloo outdoor unit, detailing its IP55 waterproof rating, 1500mA rechargeable battery, anti-theft screw, and hands-free communication feature.

## 3.3 Indoor Unit Placement

Place the indoor unit in a convenient location where you can easily hear the chime and communicate with visitors. Ensure it is within the wireless range of the outdoor unit. The indoor unit features a speaker, settings button, and call button.



# Indoor unit



Image: Close-up of the Wuloo indoor unit, highlighting its speaker, settings button, call button, 4 volume levels, 10 chime options, and rechargeable battery.

## 4. OPERATING INSTRUCTIONS

### 4.1 Basic Operation

1. **Visitor Initiates Call:** A visitor presses the CALL button on the outdoor unit.
2. **Indoor Unit Rings:** The indoor unit will emit a chime, indicating a visitor.
3. **Homeowner Answers:** Press the ANSWER button on the indoor unit to establish two-way communication.
4. **Hands-Free Conversation:** Both parties can now communicate hands-free for up to 2 minutes.
5. **End Conversation:** Press the ANSWER button again on the indoor unit to end the conversation.



Image: Step-by-step guide demonstrating hands-free communication with the Wuloo intercom doorbell.

## 4.2 Adjusting Chime and Volume

The indoor unit allows customization of the doorbell chime and volume levels. Use the settings button (gear icon) on the indoor unit to cycle through 10 different chimes and 4 volume levels, including a mute mode for silence.

## 4.3 Expanding Your System

The Wuloo Wireless Intercom Doorbell System is expandable. You can add up to 2 outdoor units and 5 indoor units to your current system. All units are pre-paired at the factory when purchased as a set, eliminating the need for manual pairing.



# Easily Expandable for More Outdoor Units and Indoor Units

You can add more units to your current system.

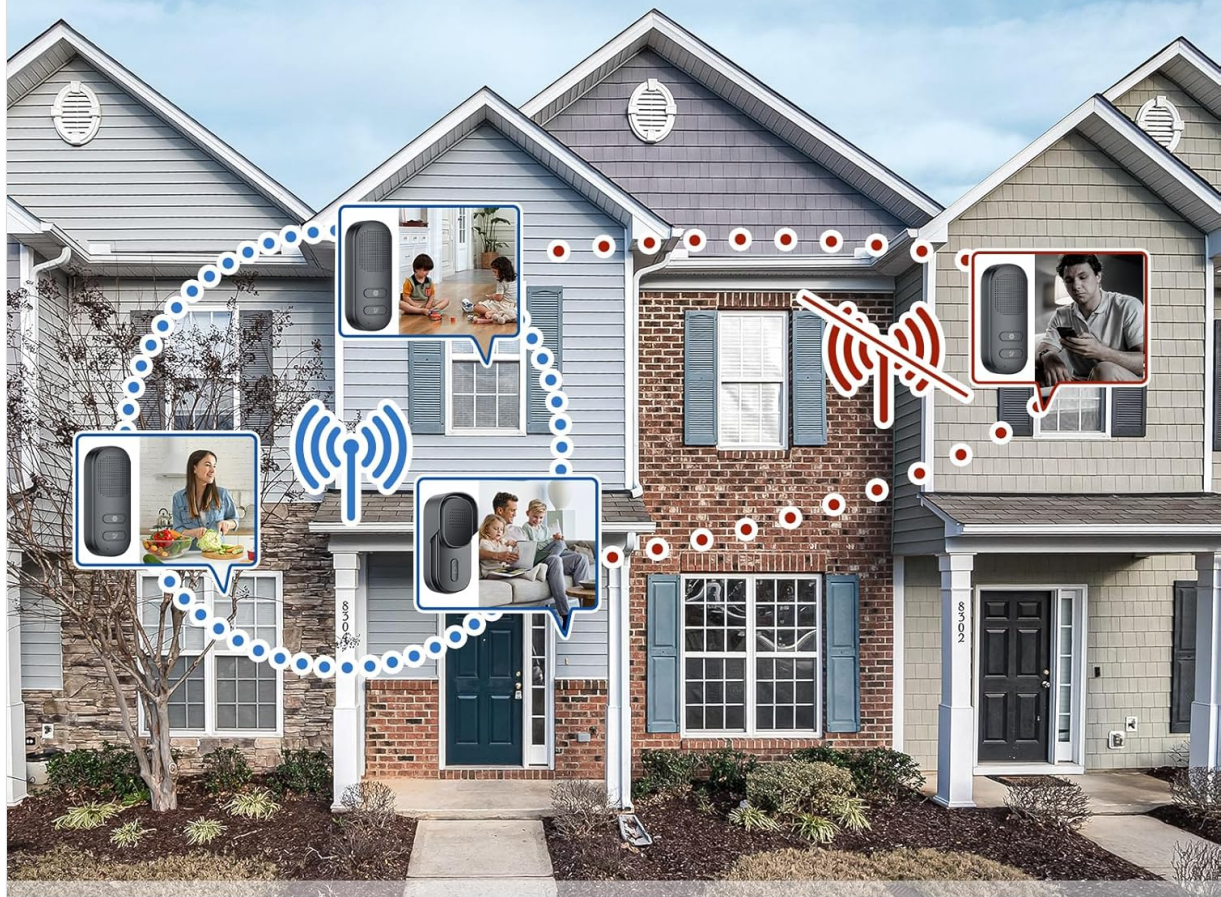


Image: An illustration demonstrating the expandability of the Wuloo intercom doorbell system across a property.

## 5. ANTI-INTERFERENCE TECHNOLOGY

The Wuloo system utilizes special code matching technology to prevent interference from neighboring wireless doorbells or other smart devices. This ensures clear communication and reliable operation without disruption.

# Anti interference



Special code matching technology to avoid interference  
from neighboring doorbells

Image: Visual representation of the anti-interference feature, showing the system avoiding signals from adjacent homes.

## 6. MAINTENANCE

### 6.1 Battery Care

The outdoor unit's 1500mA rechargeable battery provides long-lasting power, typically 2-3 months on a full charge. Recharge both units when the battery indicator shows low power. Use only the provided charging cable and adapter.

### 6.2 Cleaning

Wipe the units with a soft, dry cloth. Do not use abrasive cleaners or solvents, as these may damage the surface or internal components. Ensure the outdoor unit's waterproof cap is properly sealed to protect against moisture.

## 7. TROUBLESHOOTING

If you encounter issues with your Wuloo Wireless Intercom Doorbell System, please refer to the following common solutions:

- **No Communication:** Ensure both units are charged and powered on. Check that they are within the



specified wireless range (up to 1/2 mile in open areas, less with obstructions).

- **Poor Audio Quality:** Ensure there are no significant obstructions between the units. Move the indoor unit to a different location if necessary.
- **Outdoor Unit Not Ringing Indoor Unit:** Verify the visitor is pressing the CALL button firmly. Ensure the indoor unit is not in mute mode.
- **Short Battery Life:** Ensure units are fully charged. Extreme temperatures can affect battery performance.

For further assistance, please consult the detailed manual included in your package or contact Wuloo customer support.


## 8. SPECIFICATIONS






Feature	Detail
Model Number	ML009901
Wireless Range	Up to 1/2 mile (open area)
Outdoor Unit Battery	1500mA Lithium Polymer (rechargeable)
Indoor Unit Battery	Lithium Polymer (rechargeable)
Outdoor Unit Waterproof Rating	IPX55
Product Dimensions (Outdoor Unit)	5 x 2 x 1.3 inches
Product Dimensions (Indoor Unit)	5 x 2 x 1 inches
Item Weight	15.5 ounces (total)
Included Components	1 Indoor Unit, 1 Outdoor Unit

## 9. WARRANTY AND SUPPORT

Wuloo is committed to customer satisfaction. While specific warranty details are not provided here, Wuloo offers a satisfaction guarantee: "Love it or refund is our promise." For any product-related inquiries, technical support, or warranty claims, please refer to the contact information provided in your product packaging or visit the official Wuloo website.

### Related Documents - ML009901

 <p>Wuloo Full Duplex Intercom System</p> <p>Look up the manual on the Wuloo website at <a href="http://www.wuloo.com">www.wuloo.com</a></p>	<p><a href="#">Wuloo Full Duplex Intercom System User Manual</a></p> <p>This user manual provides comprehensive instructions for setting up, operating, and troubleshooting the Wuloo Full Duplex Intercom System. Learn about its features, advanced settings, and warranty information.</p>
---	---

<p>Wuloo Wireless Intercom System</p>  <p>Model: WL-666 2.4GHz FHSS Longest range: 1800ft/549m</p>	<p><a href="#">Wuloo WL-666 Wireless Intercom System User Manual</a></p> <p>A comprehensive user manual for the Wuloo WL-666 Wireless Intercom System. This guide covers setup, features like TALK, GROUP, MONITOR, VOX, and CALL, troubleshooting common issues, and warranty information.</p>
<p>Wuloo Wireless Intercom System</p>  <p>Model: WL-666 2.4GHz FHSS Longest range: 1800ft/549m</p>	<p><a href="#">Wuloo WL-666 Wireless Intercom System User Manual</a></p> <p>User manual for the Wuloo WL-666 Wireless Intercom System, detailing setup, features like long-range communication and VOX mode, troubleshooting, and usage scenarios. Learn how to connect, set channels, and communicate effectively.</p>
<p><b>Wuloo</b> Solar Wireless Driveway Alarm</p>  <p>Model: WS-1140 Email: support@wuloo.com Facebook: @WulooUSA</p>	<p><a href="#">Wuloo Solar Driveway Alarm System - User Manual</a></p> <p>Comprehensive user manual for the Wuloo Solar Driveway Alarm System, detailing features like 1800ft wireless range, outdoor motion detection, rechargeable battery, weatherproof design, and various configurations.</p>
<p><b>Wuloo</b> Full Duplex Intercom System</p>  <p>Email: support@wuloo.com Web: www.wuloo.com Facebook: @WulooUSA</p>	<p><a href="#">Wuloo Full Duplex Intercom System User Manual</a></p> <p>This user manual provides comprehensive instructions for setting up, operating, and troubleshooting the Wuloo Full Duplex Intercom System. Learn about its features, advanced settings, and warranty information.</p>
<p>Wuloo Wireless Intercom System</p>  <p>Model: WL-666 2.4GHz FHSS Longest range: 1800ft/549m</p>	<p><a href="#">Wuloo WL-666 Wireless Intercom System User Manual</a></p> <p>A comprehensive user manual for the Wuloo WL-666 Wireless Intercom System. This guide covers setup, features like TALK, GROUP, MONITOR, VOX, and CALL, troubleshooting common issues, and warranty information.</p>