

Manuals.plus /

› BILT HARD /

› BILT HARD 20-inch High Velocity Floor Fan (Model HFF-0805) Instruction Manual

## BILT HARD HFF-0805

# BILT HARD 20-inch High Velocity Floor Fan (Model HFF-0805) Instruction Manual

Model: HFF-0805 | Brand: BILT HARD

### IMPORTANT SAFETY INSTRUCTIONS

#### READ ALL INSTRUCTIONS BEFORE USING THIS FAN.

- Always unplug the fan before cleaning or servicing.
- Do not operate any fan with a damaged cord or plug. Discard fan or return to an authorized service facility for examination and/or repair.
- Do not run cord under carpeting. Do not cover cord with throw rugs, runners, or similar coverings. Arrange cord away from traffic area and where it will not be tripped over.
- To disconnect the fan, turn controls to the OFF position, then remove the plug from the outlet.
- Do not insert or allow fingers or foreign objects to enter any ventilation or exhaust opening as this may cause an electric shock or fire, or damage the fan.
- Do not block air intakes or exhaust in any manner. Do not use on soft surfaces, like a bed, where openings may become blocked.
- This fan is intended for indoor use only. Do not use outdoors.
- This fan is not intended for use in wet or damp locations.
- Always place the fan on a stable, flat surface to prevent tipping.

### PRODUCT OVERVIEW

The BILT HARD 20-inch High Velocity Floor Fan is a robust and versatile air circulation solution designed for various environments such as garages, workshops, and warehouses. Its durable all-metal construction ensures longevity and reliable performance.

## Key Features:

- **3-Speed Control:** Customize airflow with three powerful speed settings (4600 CFM / 4100 CFM / 3900 CFM).
- **Tilt Adjustable:** A 360-degree pivoting head allows for precise airflow direction.
- **Wall Mountable:** Easily convert from a floor fan to a wall-mount fan using the included bracket.
- **Durable Construction:** Features rugged all-metal construction, aluminum fan blades, and a black powder-coated finish.
- **Stable Design:** Tube base with rubber feet ensures stability and absorbs vibration.
- **Safety Certified:** UL certified for safety.

## 3-Speed Power Control Provides 3900 – 4600 CFM


1/5 HP industrial fan motor powers 3 balanced metal fan blades



Low: 3900 CFM




Medium: 4100 CFM



High: 4600 CFM



Figure 1: Front view of the BILT HARD 20-inch High Velocity Floor Fan.



**3 POWERFUL SPEEDS**  
Low, Medium and High



**UL LISTED**  
UL Listed for Safety



**HANDLE**  
Comfortable Carry Handle

Figure 2: Key features of the fan including 3 powerful speeds, UL certification, and a comfortable carry handle.

## SETUP AND ASSEMBLY

### Unpacking:

Carefully remove all components from the packaging. Ensure all parts listed in the packing list are present and undamaged. Keep packaging materials until you are satisfied with the product.

### Floor Stand Assembly:

1. Attach the U-shaped tube base to the fan body using the provided screws and nuts. Ensure the rubber

feet are correctly positioned on the base to absorb vibration.

2. Tighten all fasteners securely to ensure stability.

### Wall Mounting (Optional):

The fan includes a wall-mounting kit for convenient installation. This allows you to convert your floor fan into a wall-mounted fan, saving floor space and directing airflow from above.

1. Identify a suitable wall location, ensuring it is structurally sound and can support the fan's weight.
2. Use the provided wall bracket as a template to mark drilling points on the wall.
3. Drill pilot holes and insert the drywall anchors (if applicable).
4. Securely attach the wall bracket to the wall using the provided screws.
5. Mount the fan onto the installed wall bracket, ensuring it is stable and securely fastened.

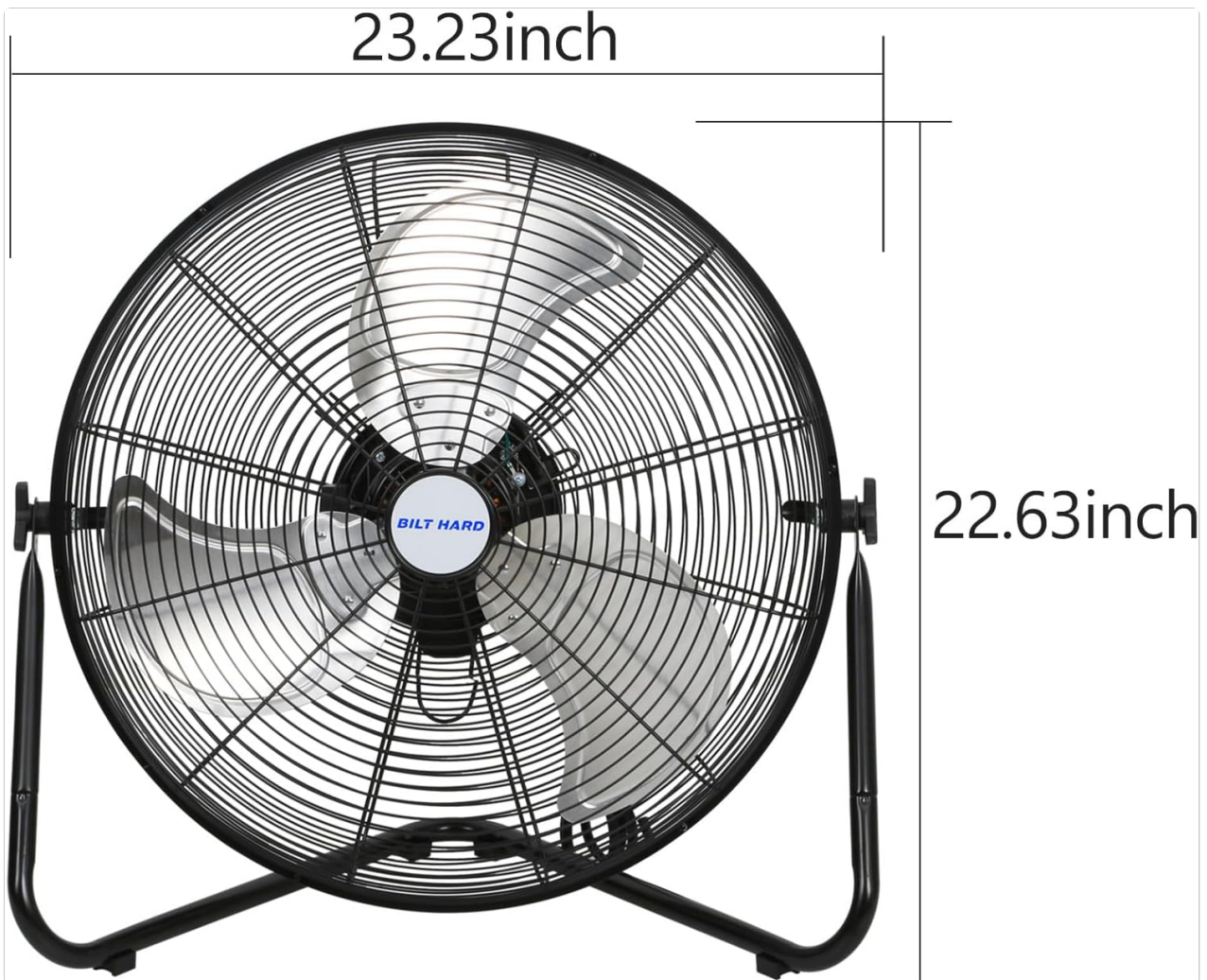


Figure 3: Fan dimensions for planning placement.



Figure 4: Example of the wall mount bracket for installation.

## OPERATION

### Powering On/Off and Speed Control:

The fan features a rotary switch located on the rear of the motor housing for easy control.

1. Plug the fan into a standard 120V AC grounded outlet.
2. Rotate the switch to select your desired speed setting:
  - **LOW:** For gentle air circulation (3900 CFM).
  - **MEDIUM:** For moderate airflow (4100 CFM).
  - **HIGH:** For maximum air movement (4600 CFM).
- To turn the fan OFF, rotate the switch to the 'OFF' position.

### Adjusting Airflow Direction:

The fan head can be tilted 360 degrees to direct airflow precisely where needed.

1. Loosen the adjustment knobs on both sides of the fan frame.
2. Tilt the fan head to the desired angle.
3. Tighten the adjustment knobs firmly to secure the fan head in place.


# PRODUCT DETAILS SHOW



**3 Speed Motor Switch**



**Convenient Handle**



**Easy Tilt**



**Stable Nonskid feet  
Rubber Reinforced Pads**

Figure 5: Close-up of the 3-speed motor switch and tilt mechanism.



# 360° ROTATION




Figure 6: The fan's ability to rotate 360 degrees for versatile airflow.

### Usage Scenarios:

This fan is ideal for various applications:

- **Garages & Workshops:** Provides powerful cooling and ventilation during work.
- **Warehouses:** Improves air circulation in large industrial spaces.

- **Gyms & Fitness Areas:** Helps maintain comfortable temperatures during workouts.
- **Outdoor Patios (Covered):** Offers strong airflow in covered outdoor settings.



Figure 7: The fan in use in a gym, garage, and construction site, demonstrating its versatility.

## Product Videos:

### Small Footprint, Huge Air Power

Video 1: This video demonstrates the BILT HARD fan's powerful airflow despite its compact size, highlighting its suitability for various spaces.

### Everything you need in a garage fan & nothing you don't

Video 2: A user review showcasing the fan's features and performance, emphasizing its practical benefits for a garage environment.

### **Honest Review Of Fan**

Video 3: An honest review detailing the fan's performance and user experience.

### **4 year review, it saved the day**

Video 4: A long-term review highlighting the fan's durability and effectiveness over four years of use.

### **Popular 20 Inch Fans Compared Side by Side - See in Action!**

Video 5: This video provides a comparison of popular 20-inch fans, including the BILT HARD model, showcasing its performance against competitors.

## **MAINTENANCE**

### **Cleaning:**

Regular cleaning helps maintain the fan's performance and extends its lifespan.

1. Always unplug the fan from the power outlet before cleaning.
2. Use a soft, damp cloth to wipe down the exterior surfaces of the fan. Do not use abrasive cleaners or solvents.
3. To clean the fan blades, carefully remove the front grille (if detachable) according to the assembly instructions. Wipe the blades with a soft cloth.
4. Ensure all parts are completely dry before reassembling the fan and plugging it back in.

### **Storage:**

When not in use for extended periods, store the fan in a cool, dry place, away from direct sunlight and moisture. Cover the fan to protect it from dust.

## **TROUBLESHOOTING**

If your fan is not operating correctly, please refer to the following common issues and solutions:

Problem	Possible Cause	Solution
Fan does not operate	No power to the fan; Fan is unplugged; Circuit breaker tripped; Speed switch is OFF.	Ensure fan is plugged into a live outlet; Check circuit breaker; Turn speed switch to desired setting.
Reduced airflow	Fan blades or grille are dirty; Obstruction blocking air intake/exhaust.	Clean fan blades and grille; Remove any obstructions.
Excessive noise or vibration	Fan not on a stable surface; Loose components; Damaged blades.	Place fan on a flat, stable surface; Check and tighten all screws; Inspect blades for damage and contact customer support if necessary.

## SPECIFICATIONS

Feature	Detail
Brand	BILT HARD
Model Name	HFF-0805
Electric Fan Design	Floor Fan
Size	20 inch
Air Flow Capacity	4600 Cubic Feet Per Minute (CFM)
Number of Speeds	3
Power Source	Corded Electric
Voltage	120 Volts
Wattage	120 watts
Noise Level	45 Decibels
Material	Aluminum (Blades), All-metal construction
Product Dimensions (D x W x H)	5"D x 22"W x 23"H
Item Weight	76 Pounds (for 2-pack)
Special Feature	Adjustable Tilt, Wall Mountable
Certification	UL Certified
Indoor/Outdoor Usage	Indoor

## **WARRANTY AND SUPPORT**

The BILT HARD 20-inch High Velocity Fan is guaranteed for 1 year from the date of purchase. We are committed to providing quality products and customer service directly from the manufacturer.

We offer a free exchange for any quality problems within the warranty period. For support or warranty claims, please contact BILT HARD customer service.