

[Manuals.plus](#) /

> [VECELO](#) /

> VECELO Folding Dining Table Set for 4 - Instruction Manual

VECELO Dining Room Set

VECELO Folding Dining Table Set for 4 - Instruction Manual


Model: Dining Room Set

INTRODUCTION

Thank you for choosing the VECELO Folding Dining Table Set. This 3-piece set, consisting of a table and two benches, is designed for versatility and convenience in various settings, including dining rooms, living rooms, patios, and gardens. Its folding design allows for easy storage and portability, making it ideal for small spaces or temporary use. This manual provides essential information for the safe and effective use of your dining set.

PRODUCT OVERVIEW

The VECELO Folding Dining Table Set features a durable construction with a faux rattan style tabletop made from High-Density Polyethylene (HDPE) and a sturdy metal frame. The design prioritizes stability, ease of use, and space-saving functionality.



Stylish Design (Faux Rattan Tabletop)



Sturdy (Honeycomb Structure)



Stable (Locking Leg)



Extra Storage (Mesh bag)

This image illustrates the key features: the stylish faux rattan tabletop, the sturdy honeycomb structure underneath, the stable locking leg mechanism, and the convenient mesh bag for extra storage.

SETUP INSTRUCTIONS

This VECELO dining table set requires no assembly. It is designed to be unfolded and ready for use within approximately 20 seconds.

1. **Unfold the Table:** Carefully remove the table from its packaging. Place it on a flat, stable surface. Extend the legs outwards until they lock securely into place. Ensure all four legs are fully extended and locked before use.
2. **Unfold the Benches:** Similarly, take each bench and extend its legs until they lock securely. Verify that the locking mechanisms are engaged for stability.
3. **Attach Mesh Bag (Optional):** If desired, attach the included mesh bag to the side of the table using its hook. This provides convenient storage for small items.



This image shows a close-up of the locking mechanism on the table leg, which ensures stability when the table is in use.

OPERATING INSTRUCTIONS

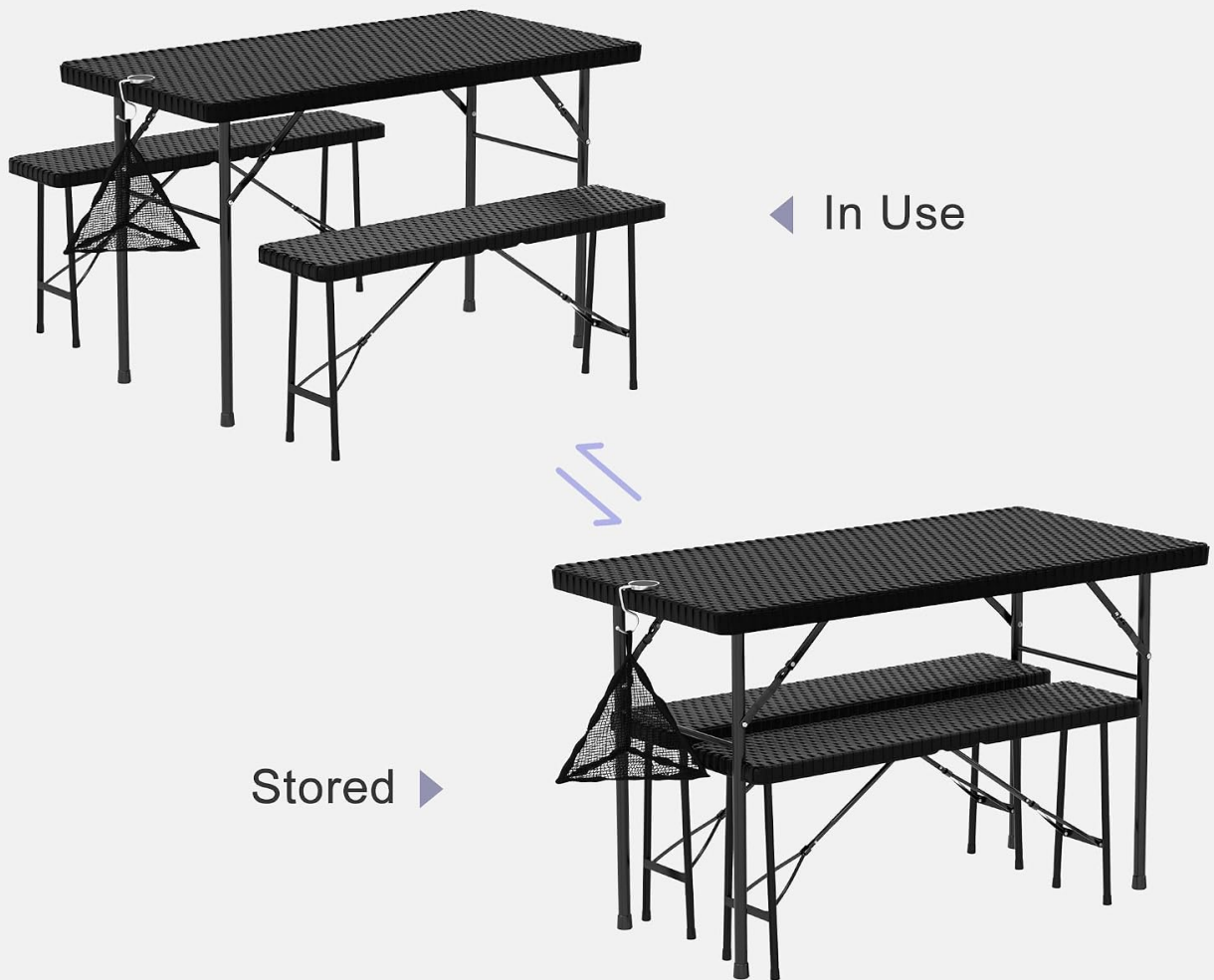
The VECELO dining set is designed for both indoor and outdoor use. Its primary operational feature is its folding capability for storage.

Folding for Storage

1. **Clear the Surface:** Ensure the table and benches are clear of all items before folding.
2. **Unlock Legs:** Locate the locking mechanisms on each leg of the table and benches. Disengage them to allow the legs to fold inwards.
3. **Fold Legs:** Gently fold the legs inwards towards the underside of the table/bench until they are flat against the surface.
4. **Compact Storage:** Once folded, the table and benches become compact, allowing them to be stored easily in small spaces, such as a pantry or against a wall. The benches can be stored completely underneath the folded table.

SPACE SAVING DESIGN

Store the benches completely underneath the table when not in use, ideal for small spaces.



This image illustrates how the benches can be stored completely underneath the table when folded, optimizing space.

Foldable and Space-Saving



This image shows the table and a bench in their folded, compact form, ready for storage.

MAINTENANCE

To ensure the longevity and appearance of your VECELO dining set, follow these simple maintenance guidelines:

- **Cleaning:** The HDPE material is waterproof and easy to clean. Wipe surfaces with a dry cloth for dust. For spills or dirt, use a damp cloth and mild soap if necessary. Avoid abrasive cleaners or harsh chemicals that could damage the finish.
- **Frame Care:** The metal frame is coated with a rust-resistant finish. If used outdoors, it is recommended to store the set in a dry place during prolonged periods of rain or extreme weather to further prevent rust.
- **Inspection:** Periodically check all locking mechanisms and connections to ensure they are secure. Tighten any loose nuts or bolts if observed.

TROUBLESHOOTING

If you encounter any issues with your VECELO Folding Dining Table Set, consider the following:

- **Instability:** Ensure all table and bench legs are fully extended and their locking mechanisms are engaged. Verify the set is placed on a flat, even surface.
- **Difficulty Folding/Unfolding:** Check for any obstructions or debris in the folding mechanisms. Ensure the locking pins are fully disengaged before attempting to fold.
- **Damaged Components:** If any part of the set appears damaged or defective, discontinue use immediately.

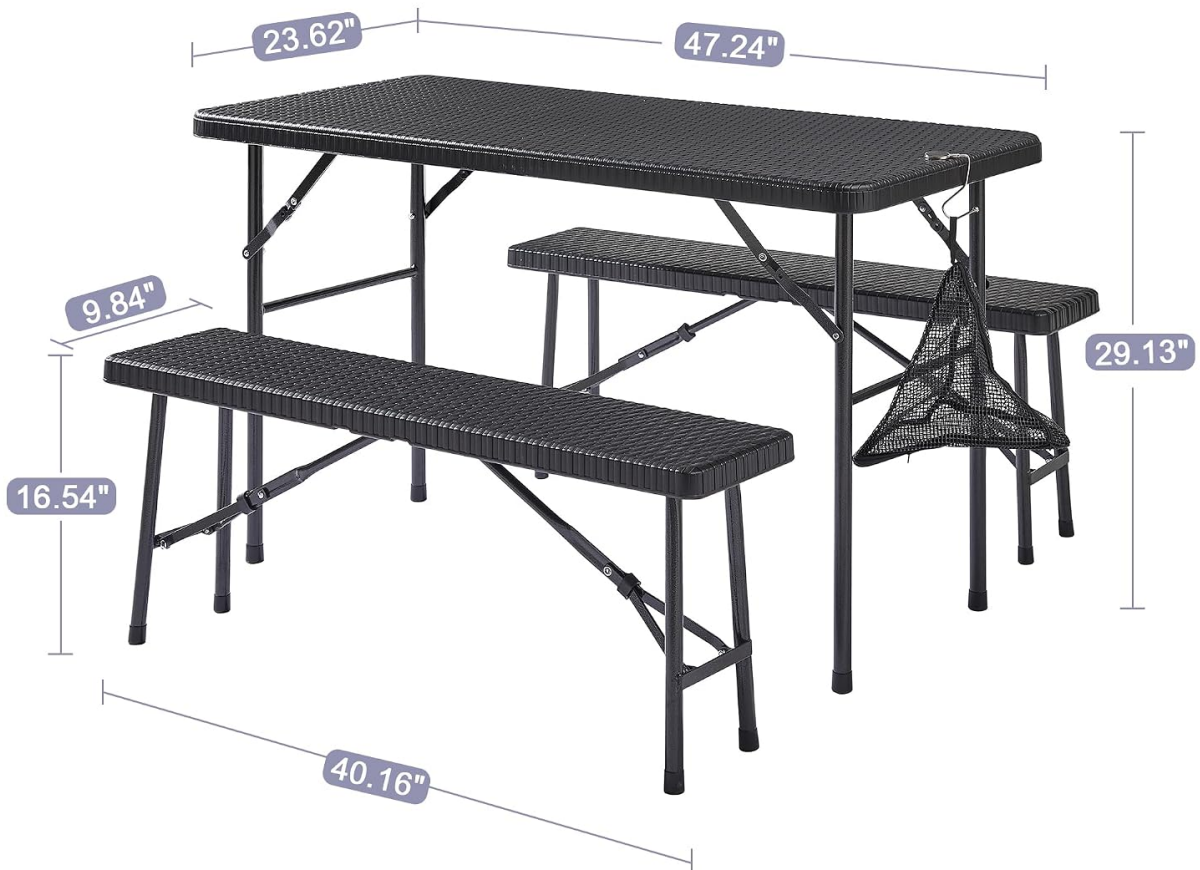
For further assistance or if issues persist, please contact VECELO customer support.

SPECIFICATIONS

PRODUCT DIMENSIONS

Table Size: 47.2" x 24 "x 29.1"
Table Weight Capacity:550lbs

Bench Size: 40.16" x 9.84"x 16.54"
Bench Weight Capacity:400lbs



This image provides a visual representation of the table and bench dimensions and weight capacities.

Feature	Detail
Color	Black
Material	High Density Polyethylene (HDPE) and Metal

Feature	Detail
Table Dimensions (Expanded)	47.2 x 24 x 29.1 inches (L x W x H)
Table Dimensions (Folded)	47.2 x 24 x 1.57 inches (L x W x H)
Bench Dimensions (Expanded)	40.2 x 10 x 16.5 inches (L x W x H)
Bench Dimensions (Folded)	40.2 x 10 x 1.54 inches (L x W x H)
Table Weight Capacity	550 lbs
Bench Weight Capacity	400 lbs (per bench)
Product Weight	35 lbs
Assembly Required	No
Included Components	1 x Table, 2 x Benches, 1 x Mesh Bag, 1 x Instructions

SAFETY INFORMATION

- Do not exceed the recommended weight capacities for the table (550 lbs) and benches (400 lbs per bench). Exceeding these limits may cause the product to become unstable and potentially collapse, posing a risk of injury.
- Ensure all legs are fully locked into position before using the table or benches.
- Place the dining set on a stable, level surface to prevent tipping.
- Keep children away from folding mechanisms during setup and storage to prevent pinching or injury.
- Avoid standing on the table or benches.

WARRANTY AND SUPPORT

VECELO is committed to providing high-quality products. For any questions, concerns, or support regarding your dining table set, please refer to the contact information provided with your purchase or visit the official VECELO website. Please retain your proof of purchase for warranty claims.