

truefree Truefree O1

truefree O1 Open Ear Headphones User Manual

Model: Truefree O1

1. INTRODUCTION

Thank you for choosing the truefree O1 Open Ear Headphones. These wireless earbuds are designed to provide a comfortable listening experience while maintaining situational awareness. Featuring Bluetooth 5.3 connectivity, 16.2mm drivers for immersive sound, and a noise-cancellation microphone for clear calls, the truefree O1 is suitable for various activities including sports and daily use.

This manual provides detailed instructions on how to set up, operate, and maintain your truefree O1 headphones to ensure optimal performance and longevity.

2. WHAT'S IN THE BOX

- truefree O1 Earbuds
- Charging Case
- USB-C Charging Cable
- User Manual



Image: The truefree O1 open-ear headphones and their charging case, illustrating the complete product package.

3. PRODUCT OVERVIEW

3.1. Earbud Components

The truefree O1 earbuds feature an open-ear design with over-ear hooks for a secure and comfortable fit. Each earbud houses a 16.2mm dynamic driver for rich audio output and multiple microphones for clear communication.



Ultra-light



Secure Fit



Compact



Open-ear Comfort

Ultra-light, compact and fit stable for long-time comfortable use

Image: A person wearing the truefree O1 earbuds, demonstrating the open-ear design and secure fit.



Image: An internal view of the truefree O1 earbud, highlighting the 16.2mm super large driver responsible for immersive stereo sound and deep bass.

3.2. Touch Controls

The truefree O1 earbuds are equipped with touch-sensitive areas for easy control of music playback, calls, and other functions. Specific touch gestures can be customized via the truefree App.

- **Music Play/Pause:** Double-tap R/L earbud.
- **Previous Track:** Press and hold L earbud for 1.5 seconds.
- **Next Track:** Press and hold R earbud for 1.5 seconds.
- **Volume +:** Single-tap R earbud.

- **Volume -:** Single-tap L earbud.
- **Answer/Hang up Call:** Double-tap L/R earbud.
- **Reject a Phone Call:** Press and hold L/R earbud for 1.5 seconds.
- **Voice Assistant:** Triple-tap R earbud.
- **Switch Game Mode:** Triple-tap L earbud.

4. SETUP

4.1. Initial Charging

Before first use, ensure the earbuds and charging case are fully charged. Place the earbuds into the charging case. Connect the USB-C charging cable to the charging port on the case and a power source. The indicator lights on the case will show the charging status.

- **Charging Case Battery Indicator:**
 - Three white lights stay on: 100%–60% charge.
 - Two white lights stay on: 59%–30% charge.
 - One white light stays on: Less than 30% charge.

single charge

charging case

10^H 45^H



45Hrs Ultra Long Playtime

Enjoy 10Hrs playtime from a single charge and extend it to a total of 45hrs with the charging case.

Image: The truefree O1 earbuds and charging case, illustrating the extended playtime of up to 10 hours on a single charge and a total of 45 hours with the charging case.

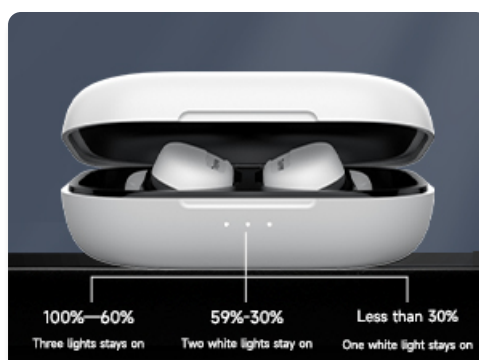


Image: A close-up of the charging case showing the three LED indicator lights, which display the remaining battery level.

4.2. Pairing with a Device

1. Ensure the earbuds are in the charging case and the case lid is open.
2. Activate Bluetooth on your device (smartphone, tablet, laptop).
3. Select "truefree O1" from the list of available Bluetooth devices.
4. Once connected, you will hear an audio prompt, and the earbuds will be ready for use.

The truefree O1 utilizes Bluetooth 5.3 for a stable and efficient connection.



5.3
Bluetooth®

Dual Connection & Seamless Switching

Connect your phone and laptop at the same time to switch between music, videos, calls, and more.

Image: The truefree O1 earbuds positioned near a smartphone and laptop, illustrating the dual connection capability.



Image: A smartphone displaying its Bluetooth settings, with "truefree O1" shown as a connected device, indicating successful pairing.

5. OPERATING INSTRUCTIONS

5.1. App Control

Enhance your experience by downloading the official truefree App from the Apple App Store or Google Play Store. The app allows for advanced customization and control:

- **Personalized EQ:** Adjust sound equalizer settings to your preference.
- **Special Function Control:** Manage features like Game Mode and Dual Device Connection.
- **Firmware Upgrade:** Keep your earbuds updated with the latest software.
- **Battery Indicator:** View the charge level of each earbud.
- **Hearing Test:** Personalize EQ settings based on your hearing profile.
- **Disable Touch Control:** Temporarily deactivate touch controls to prevent accidental inputs.

Customize via Truefree App



9 Personalized EQ



Special Function Control



Upgrade Firmware

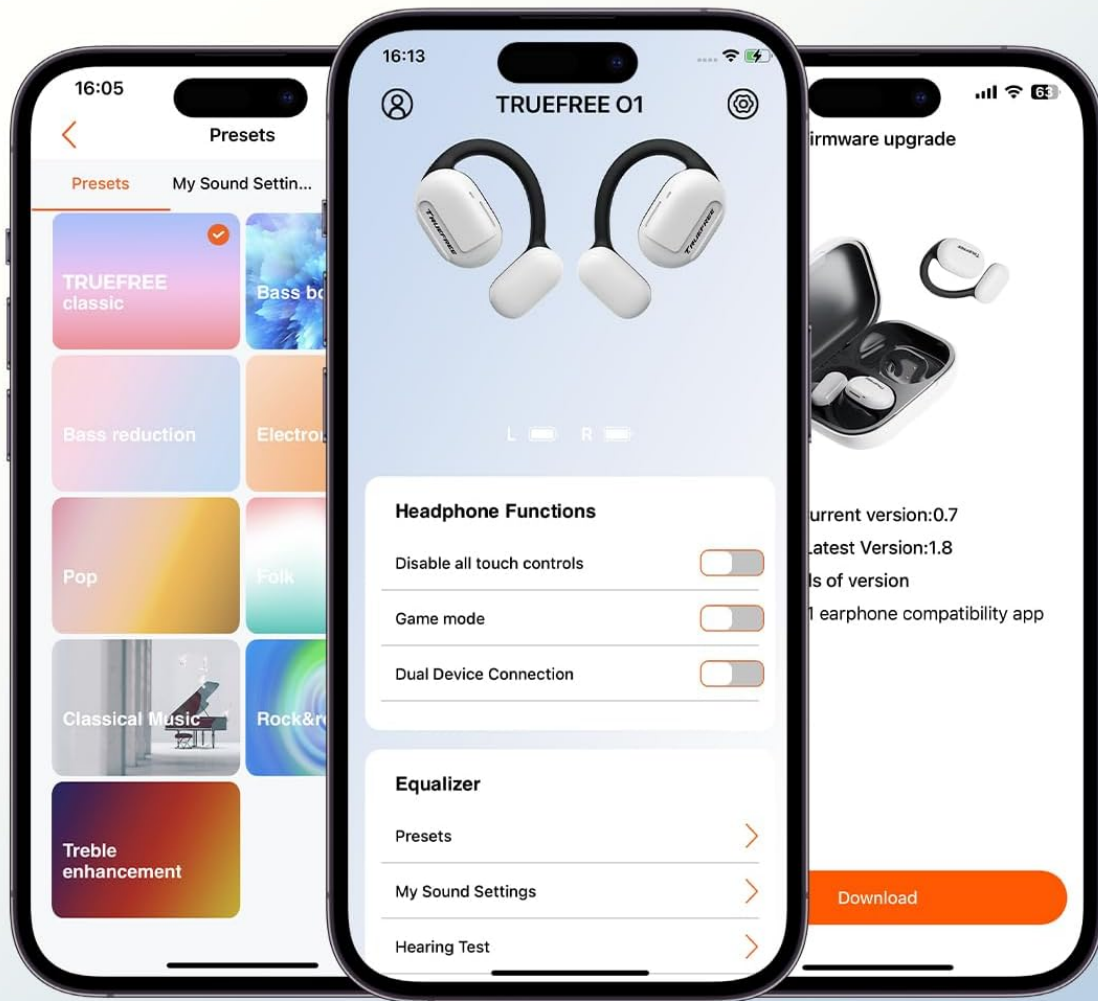


Image: Multiple smartphone screens displaying the truefree App interface, showcasing options for personalized EQ, special function control, and firmware upgrades.

TRUEFREE APP Control

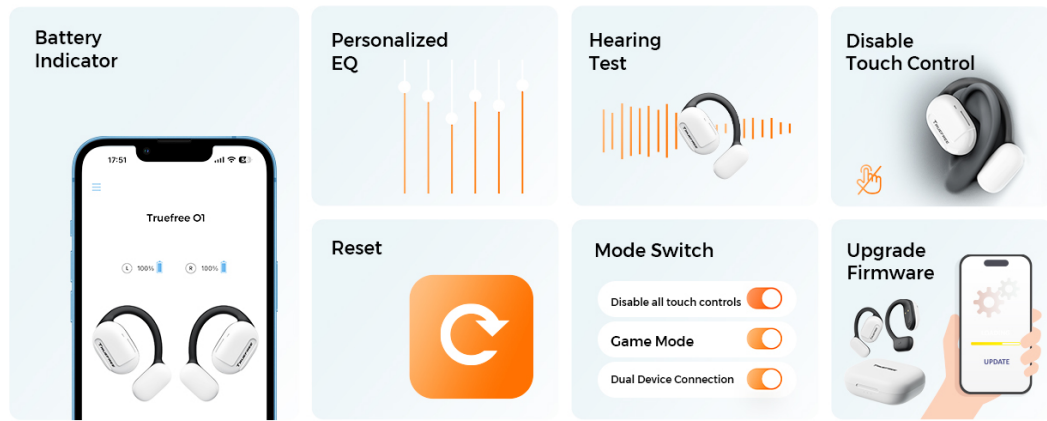


Image: A comprehensive diagram illustrating various control features available within the truefree App, including battery indicator, personalized EQ, hearing test, disable touch control, reset, mode switch, and firmware upgrade.

5.2. Game Mode

The truefree O1 features a dedicated Game Mode to optimize your gaming experience by reducing audio latency. To activate or deactivate Game Mode, triple-tap the left earbud. You can also control this setting via the truefree App.



Image: A person holding a smartphone and playing a mobile game, with the truefree O1 earbuds visible, demonstrating the use of Game Mode for optimized audio synchronization.

5.3. Dual Connection

The truefree O1 supports simultaneous connection to two devices, allowing for seamless switching between audio sources. For example, you can be connected to both your smartphone and laptop, and the earbuds will automatically switch to the device playing audio.

Manage this feature through the truefree App under "Dual Device Connection" settings.

6. MAINTENANCE

- **Cleaning:** Regularly clean the earbuds and charging case with a soft, dry, lint-free cloth. Avoid using abrasive materials or harsh chemicals.
- **Storage:** When not in use, store the earbuds in their charging case to protect them and ensure they remain charged.
- **Water Resistance:** The truefree O1 earbuds are rated IPX4 water resistant, meaning they are protected against splashing water from any direction. They are suitable for workouts and light rain but should not be submerged in water.
- **Battery Care:** To prolong battery life, avoid fully discharging the earbuds and charging case frequently.

Charge them regularly, even if not in constant use.

7. TROUBLESHOOTING

Earbuds not pairing or connecting:

- Ensure both earbuds are charged.
- Turn off and on your device's Bluetooth.
- Forget "truefree O1" from your device's Bluetooth list and attempt to pair again.
- Place earbuds back in the case, close the lid, wait a few seconds, then open and try pairing.

No sound or low volume:

- Check the volume level on both your device and the earbuds.
- Ensure the earbuds are properly seated on your ears.
- Try playing audio from a different application or device.

Charging issues:

- Verify the USB-C cable is securely connected to both the case and the power source.
- Ensure the charging contacts on the earbuds and inside the case are clean and free of debris.
- Try a different charging cable or power adapter.

App connection issues:

- Ensure the earbuds are connected to your phone via Bluetooth before opening the app.
- Restart the truefree App.
- If experiencing login issues, refer to the app's help section or contact truefree support.

8. SPECIFICATIONS

Feature	Detail
Model Name	Truefree O1
Connectivity Technology	Wireless (Bluetooth 5.3)
Audio Driver Size	16.2 mm
Battery Life (Earbuds)	Up to 10 hours
Total Playtime (with Case)	Up to 45 hours
Water Resistance Level	IPX4 (Water Resistant)
Control Type	Touch Control
Microphone	Included (Noise-Cancellation Mic)
Special Features	Fast Charging, Multipoint Pairing, App Control
Ear Placement	Open Ear
Product Dimensions	2.14 x 1.56 x 0.84 inches

Item Weight

6 ounces

9. WARRANTY AND SUPPORT






truefree products are designed with quality and reliability in mind. For specific warranty information, please refer to the warranty card included with your product or visit the official truefree website.

If you encounter any issues or have questions regarding your truefree O1 Open Ear Headphones, please contact truefree customer support through their official channels. You can often find support contact information on the truefree website or within the truefree App.

Online Support: [Visit the truefree Store on Amazon](#)

© 2024 truefree. All rights reserved.

Related Documents - Truefree O1

	<p>TrueFree F2 Wireless Headphones: User Manual - Pairing, Multipoint, Controls</p> <p>Official user manual for TrueFree F2 wireless headphones. Covers pairing instructions, multipoint connection setup, reset procedures, wearing guide, detailed button controls, and answers to frequently asked questions. Features Bluetooth 5.3, air conduction, and app control.</p>
	<p>TRUEFREE EarFit DS1 Headphones User Manual and FAQ</p> <p>This document provides a comprehensive guide to the TRUEFREE EarFit DS1 headphones, covering Bluetooth connectivity, sound issues, charging, button controls, app usage, and troubleshooting. It includes answers to frequently asked questions to help users resolve common problems.</p>
	<p>Truefree O2 Open Ear Headphones User Manual</p> <p>User manual for the Truefree O2 Open Ear Headphones, featuring directional acoustics, ultra-light weight, IPX5 waterproofing, 22-hour playtime, multipoint connection, app control, and Bluetooth 5.3 wireless technology.</p>
	<p>TRUEFREE B1 Earbuds User Manual and Troubleshooting Guide</p> <p>Comprehensive guide for TRUEFREE B1 earbuds, covering Bluetooth pairing, resetting, troubleshooting connection issues, sound problems, charging, and app usage. Includes detailed instructions and solutions for common user queries.</p>
	<p>TRUEFREE T2 Wireless Earbuds User Guide</p> <p>Comprehensive user guide for TRUEFREE T2 wireless earbuds, detailing pairing, reset, wearing, touch controls, charging, and troubleshooting common issues. Includes FCC and IC compliance statements.</p>

INCREASE	
	(pp)
INFLATION	2
SUNDS	2
CHANGES	8
SECTOR TRENDS	7
APPENDIX	8
COPYRIGHT 1997 S&P	(6)

[TRUEFREE EarFitDS1 Wireless Earbuds: User Guide, FAQ & Troubleshooting](#)

Comprehensive guide and frequently asked questions for TRUEFREE EarFitDS1 wireless earbuds, covering Bluetooth pairing, sound, charging, app usage, and common troubleshooting steps.