

Edifier W260NC

Edifier W260NC Active Noise Cancellation Earbuds

Model: W260NC

INTRODUCTION

This user manual provides detailed instructions for the Edifier W260NC Active Noise Cancellation Earbuds. It covers essential information for setup, operation, maintenance, and troubleshooting to ensure optimal performance and longevity of your device. The W260NC earbuds are designed to deliver high-fidelity audio with advanced noise cancellation, making them ideal for various listening environments.

WHAT'S IN THE BOX

- Edifier W260NC Earbuds
- Charging Case
- 3 pairs (S, M, L) Ear Tips
- USB-C Charging Cable
- User Manual




Image: The Edifier W260NC earbuds resting in their dark blue charging case, showcasing the textured leather finish.

PRODUCT OVERVIEW

The Edifier W260NC earbuds are engineered for an immersive audio experience with advanced features. Below are the key highlights:

Hi-Res Audio with LDAC

Experience superior sound quality with LDAC codec and Hi-Res Audio Wireless certification. This technology minimizes signal degradation during wireless transmission, preserving the original sound quality for a rich and detailed listening experience.

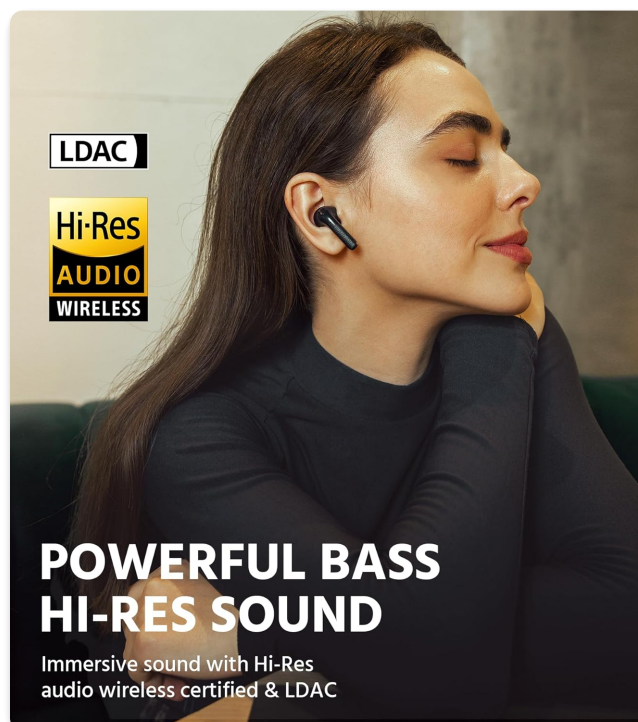


Image: A woman wearing an Edifier W260NC earbud, with "LDAC" and "Hi-Res Audio Wireless" logos indicating high-fidelity sound

capabilities.

-45dB Deep Hybrid Active Noise Cancellation (ANC)

The W260NC earbuds provide a significant noise reduction of up to 45 dB, allowing you to immerse yourself in your audio. They also feature wind noise reduction and ambient sound modes, enabling you to adapt your listening experience to different environments.



Image: An illustrative diagram demonstrating the -45dB Deep Hybrid ANC feature, showing different noise cancellation modes like High Noise Cancellation, Low Noise Cancellation, Wind Reduction, and Ambient Sound.

Dual-Dynamic Drivers

Each earbud is equipped with a 10 mm woofer and a 6 mm tweeter, delivering exceptional sound resolution. This dual-driver setup provides a wider frequency response, enhancing vocal clarity and dynamic bass performance.

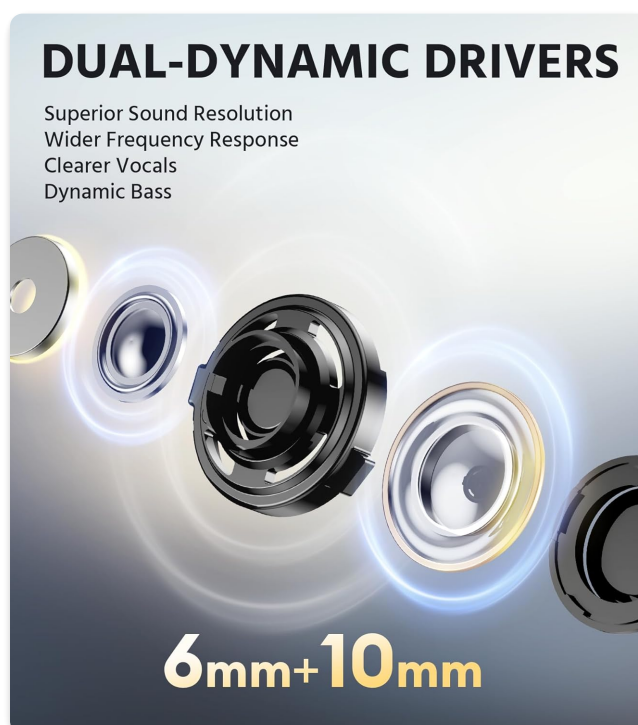


Image: A cutaway diagram illustrating the 10mm woofer and 6mm tweeter, highlighting the dual-dynamic driver system within the

earbud.

Superior Call Quality with 6 Microphones and AI Algorithm

Equipped with 6 microphones and an advanced AI algorithm, these earbuds ensure crystal-clear communication. Your voice will be transmitted with clarity and strength, regardless of your environment.

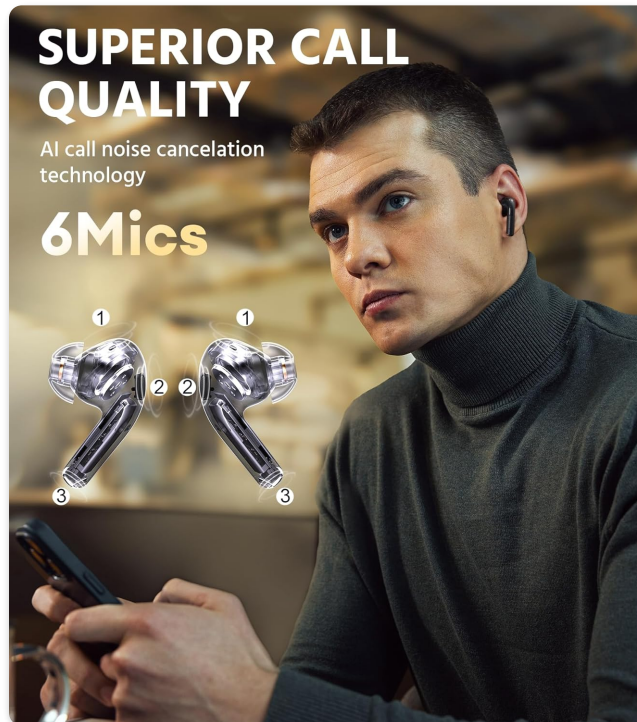


Image: A man using the Edifier W260NC earbuds for a phone call, with an overlay showing the placement of the 6 microphones for enhanced call quality.

Multipoint Connection & Bluetooth 5.3

Enjoy a stable and efficient connection with Bluetooth 5.3. The multipoint connection feature allows seamless switching between two connected devices, such as your laptop and smartphone.



Image: Edifier W260NC earbuds visually connected to both a laptop and a smartphone, illustrating the multipoint Bluetooth 5.3 connectivity.

Stylish Design & Comfortable Fit

The charging case features a unique leather texture and metal plating, offering a premium feel and enhanced grip. The ergonomic design of the earbuds ensures a comfortable and secure fit, complemented by three pairs of earplugs (S, M, L) for personalized comfort.



Image: The Edifier W260NC charging case and earbuds, highlighting their stylish design with leather texture and metal accents.

IP54 Dust & Splash Resistance

With an IP54 rating, the earbuds are protected against dust ingress and splashes of water from any direction, making them suitable for various activities and environments.

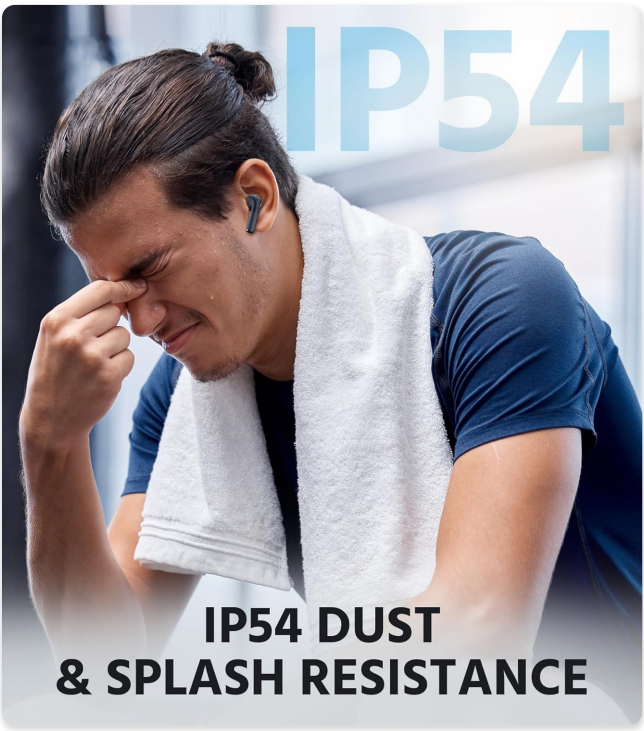


Image: A man wiping sweat from his face while wearing an Edifier W260NC earbud, illustrating the IP54 dust and splash resistance feature.

SETUP

Initial Charging

Before first use, fully charge the earbuds and the charging case. Connect the provided USB-C charging cable to the charging port on the bottom of the case and to a power source. The indicator light on the case will show charging status.

A full charge for the earbuds takes approximately 6 hours. The carrying case provides an additional 18 hours of battery life, extending total playtime.

Pairing with a Device

1. Ensure the earbuds are in the charging case and the case lid is open.
2. On your device (smartphone, tablet, laptop), navigate to the Bluetooth settings.
3. Select "Edifier W260NC" from the list of available devices to pair.
4. Once paired, a confirmation sound will play, and the earbuds will be ready for use.

For multipoint connection, after pairing with the first device, disconnect the earbuds from the first device's Bluetooth settings. Then, pair with the second device. After successful pairing with the second device, reconnect to the first device from its Bluetooth settings. The earbuds will now be connected to both devices simultaneously.

OPERATING INSTRUCTIONS

Touch Controls

The Edifier W260NC earbuds feature intuitive touch controls on the earbud stems. Specific functions can be customized via the Edifier ConneX App.

Action	Function
Single Tap	Play/Pause, Answer/End Call
Double Tap (Left Earbud)	Previous Track
Double Tap (Right Earbud)	Next Track
Triple Tap	Activate Voice Assistant
Long Press (Left Earbud)	Toggle ANC Modes (ANC On/Ambient Sound/ANC Off)
Long Press (Right Earbud)	Game Mode On/Off

Active Noise Cancellation (ANC) Modes

The earbuds offer various noise control modes to suit your environment:

- **ANC On:** Provides maximum noise reduction for quiet listening.
- **Ambient Sound:** Allows you to hear your surroundings while still enjoying your audio.
- **Wind Noise Reduction:** Specifically designed to minimize wind interference during outdoor activities.

- **ANC Off:** Disables noise cancellation.

Switch between modes by long-pressing the left earbud's touch control or through the Edifier ConneX App.

Edifier ConneX App

Download the Edifier ConneX App from your device's app store to unlock full customization and features for your W260NC earbuds. The app allows you to:

- Adjust noise cancellation levels and modes.
- Customize touch controls.
- Select sound effects (EQ presets like Classic, Pop, Classical, Rock).
- Activate Game Mode for low latency audio.
- View battery status.
- Update firmware.

Your browser does not support the video tag.

Video: An official product video demonstrating the features and usage of the Edifier W260NC earbuds, including unboxing, design, wearing detection, dual-device connection, noise canceling modes, and app functions.

MAINTENANCE

- **Cleaning:** Regularly clean the earbuds and charging case with a soft, dry, lint-free cloth. Do not use abrasive materials or harsh chemicals.
- **Ear Tips:** Remove ear tips and clean them with water and mild soap if necessary. Ensure they are completely dry before reattaching.
- **Storage:** When not in use, store the earbuds in their charging case to protect them and keep them charged.
- **Water Exposure:** While IP54 rated for dust and splash resistance, avoid submerging the earbuds in water. Dry them thoroughly if they get wet.

TROUBLESHOOTING

Problem	Possible Cause / Solution
Earbuds not pairing	Ensure earbuds are charged and in pairing mode. Turn off and on Bluetooth on your device. Try resetting the earbuds (refer to manual for specific reset instructions, often involves pressing a button on the case).
No sound from one earbud	Check battery level of both earbuds. Place both earbuds back in the case, close the lid, wait a few seconds, then open and try again. Re-pair the earbuds.
Poor sound quality	Ensure ear tips provide a good seal. Clean ear tips and earbud nozzles. Check audio source quality. Adjust EQ settings in the Edifier ConneX App.

Problem	Possible Cause / Solution
Noise cancellation not effective	Ensure ANC mode is activated. Adjust earbud fit for a proper seal. Update firmware via the Edifier ConneX App.
Touch controls unresponsive	Ensure your fingers are clean and dry. Try adjusting touch sensitivity in the Edifier ConneX App. Restart the earbuds by placing them in the case and closing the lid.

SPECIFICATIONS

- Model Name:** W260NC
- Connectivity Technology:** Wireless (Bluetooth 5.3)
- Bluetooth Range:** 10 Meters
- Audio Driver Type:** Dual-Dynamic Drivers (10mm woofer, 6mm tweeter)
- Noise Control:** Active Noise Cancellation (-45dB Deep Hybrid ANC)
- Microphones:** 6 (for AI Clear Calls)
- Water Resistance Level:** IP54 (Dust & Splash Resistant)
- Battery Life (Earbuds):** 6 Hours (ANC On), 8 Hours (ANC Off)
- Carrying Case Battery Life:** 18 Hours (additional)
- Total Playtime with Case:** Up to 32 Hours (ANC Off)
- Charging Time:** 6 Hours (full charge for earbuds and case)
- Charging Port:** USB-C
- Control Type:** App Control, Touch Control
- Material:** Leather (carrying case)
- Item Weight:** 0.17 Kilograms (approx. 6 ounces)
- Color:** Dark Blue

WARRANTY AND SUPPORT

The Edifier W260NC earbuds come with a one-year warranty, guaranteeing performance and providing reliable support. For technical assistance, troubleshooting, or warranty claims, please visit the official Edifier Store or contact Edifier customer support.

Official Edifier Store: [Edifier Store on Amazon](#)

Related Documents - W260NC



[EDIFIER W260NC True Wireless Earbuds with Active Noise Cancellation - User Manual](#)

User manual for EDIFIER W260NC True Wireless Earbuds, detailing setup, pairing, dual-device connection, reset, charging, controls, and regulatory information. Includes multilingual instructions.



W260NC

Model: EDP260027
True Wireless Earbuds with Active Noise Cancellation

Manual

EN 1. Power ON/OFF



Open or close the case to power on/off.

2. First Pairing



Power on and then select "EDIFIER W260NC" in your device setting to connect.

3. Pairing For New Device



1. In OFF state, press and hold the button on the case for about 5s.
2. Select "EDIFIER W260NC" in your device setting to connect.
Note: For subsequent use, the earbuds will automatically connect to the device specified last.

4. Dual-Device Connection



1. Pair device A with the earbuds and don't take the earbuds out.
2. Go into Bluetooth pairing and select "EDIFIER W260NC" in device setting to connect.
3. Select "EDIFIER W260NC" in device A setting to connect manually.

5. Reset



1. Place the earbuds in the case and keep it open.
2. Press the button on the case 5 times to finish factory reset.

6. Charging



Input: 5V~330mA (Standard) 5V~1A (Charging case)
Note: Please do not charge the earbuds when there is sweat or other liquids inside the charging case, which may damage the earbuds.

7. Controls



Note:
1. Default sound control: High noise cancellation/Ambient sound / Noise cancellation off.
2. Images are for illustrative purposes only and may differ from the actual product.

For more information, please visit our website:

www.edifier.com



Model: EDP260027
Edifier International Limited
P.O. Box 3204
Central Mail Plaza
Hong Kong












© 2024 Edifier International Limited. All rights reserved.
Printed in China

NOTICE:
For the need of technical improvement and system upgrade,
information contained herein may be subject to change from time
to time without prior notice.
Features and illustrations shown in this manual may be slightly
different from actual product. If any difference is found, the actual
product prevails.

[Edifier W260NC True Wireless Earbuds User Manual | Setup, Pairing, Controls](#)

Get the most out of your Edifier W260NC True Wireless Earbuds. This comprehensive user manual covers power on/off, first pairing, dual-device connection, factory reset, charging, and touch controls. Find specifications and support information.

	<p>Edifier STAX SPIRIT S10 True Wireless ANC Earbuds User Manual</p> <p>Comprehensive user manual for Edifier STAX SPIRIT S10 True Wireless Planar Magnetic Earbuds with Active Noise Cancellation. Learn about setup, pairing, controls, app features, and charging.</p>
	<p>Edifier W260NC True Wireless Earbuds with Active Noise Cancellation - User Manual</p> <p>Comprehensive user manual for the Edifier W260NC True Wireless Earbuds, detailing features like active noise cancellation, pairing, controls, charging, and app integration. Includes setup instructions and compliance information.</p>

<div><div>W260NC 1. Ligar/Desligar</div><div></div><div>Abra ou feche o estelo para ligar/desligar.</div><div>2. Primeiro Emparelhamento</div><div></div><div>Ligue e selecione "TWSER W260NC" nas configurações de seu dispositivo para estabelecer conexão.</div><div>3. Emparelhamento Em Um Novo Dispositivo</div><div></div><div>1. Com o aparelho em ON, mantenha o botão de energia pressionado por cerca de 5s. 2. Selecione "TWSER W260NC" nas configurações do seu dispositivo para conectar. Nota: Para uso posterior, as funções de conexão se conectarão automaticamente ao dispositivo utilizado na última vez.</div><div>4. Conexão Dupla Em Dispositivos</div><div></div><div>1. Conecte o dispositivo A com as funções de conexão e não retire os fones. 2. Logo novamente no emparelhamento por Bluetooth e selecione "TWSER W260NC" no dispositivo B para conectar-se. 3. Selecione "TWSER W260NC" nas configurações do dispositivo A para conectar B novamente.</div><div>5. Reiniciar</div><div></div><div>1. Coloque os fones de ouvido no estelo e mantenha o botão. 2. Pressione o botão no estelo 3 vezes para cancelar a restauração para os padrões de fábrica.</div><div>6. Carregamento</div><div></div><div>Entrada: 5V ~ 200mA (carregamento) 5V ~ 100mA (carregamento) Nota: Não carregue os fones de ouvido quando houver um fio no conector. Quando o fone de ouvido de carregamento, isto pode danificar os fones de ouvido.</div><div>7. Controles</div><div></div><div>1. Controle de som: Pressione o botão de volume para cima/baixo para aumentar/decreer o volume. 2. As imagens são apenas ilustrativas e podem diferir do produto real.</div><div><p>Para mais informações, por favor, acesse nosso site: www.edifier.com</p><p>  </p><p>@edifierptbr @edifierchina @edifier_global</p><p>Modelo: W260NC Edifier International Limited P.O. Box 524 Central Post Office Hong Kong</p><p>www.edifier.com © 2024 Edifier International Limited. Todos os direitos reservados. Reservados todos os direitos.</p><p>AVISO: Para a necessidade de melhoramento técnico e atualização do sistema, as informações contidas neste documento poderão ser alteradas e/ou atualizadas periodicamente, sem aviso prévio. Os produtos de Edifier não são projetados para fins médicos, diferentes. As imagens e as funções são mostradas neste manual apenas por referência e não representam o produto real. Se encontrar qualquer diferença, prevalece o produto real.</p></div></div>	<p>Edifier W260NC Wireless Noise Cancelling Earbuds User Manual</p> <p>Comprehensive user manual for the Edifier W260NC wireless noise-cancelling earbuds. Learn how to pair, connect, reset, charge, and control your earbuds.</p>
<div><div></div><div><p>TWS NBQ True Wireless Earbuds with Active Noise Cancellation</p></div></div>	<p>Edifier TWS NBQ True Wireless Earbuds with Active Noise Cancellation User Manual</p> <p>User manual for Edifier TWS NBQ True Wireless Earbuds with Active Noise Cancellation, covering product description, accessories, charging, pairing, operation, FAQs, and maintenance.</p>