



Manuals.plus /

- › Della /
- › DELLA Hyper Heat 12,000 BTU WiFi Mini Split User Manual

## Della 048-TP-12K1V-22S-I+O

# DELLA Hyper Heat 12,000 BTU WiFi Mini Split

## USER MANUAL

Model: 048-TP-12K1V-22S-I+O | Brand: Della

### 1. Product Overview

The DELLA Hyper Heat 12,000 BTU WiFi Mini Split is an energy-efficient, ductless air conditioning and heating system designed for year-round climate control. Featuring a 22 SEER2 rating and hyper heat functionality down to -13°F (-25°C), this unit is suitable for spaces up to 550 sq. ft. It integrates smart features such as Wi-Fi connectivity, Amazon Alexa compatibility, and control via the Della+ app, offering convenience and enhanced energy savings.

Key features include 6 operating modes (cooling, heating, dry, auto, dehumidifying, fan), 4D airflow, eco energy saving mode, sleep mode, and a timer function. The system is ETL listed, AHRI certified, and Energy Star rated, ensuring reliability and performance. Its durable design includes gold-plated fins to prevent corrosion and a quiet operation at levels as low as 27 dB(A).



**Figure 1.1:** The DELLA Hyper Heat Mini Split system, showcasing the indoor unit, outdoor condenser, remote control, and a smartphone displaying the Della+ app interface. This image provides a comprehensive view of the product and its control options.

# 23 SEER2

Cool more, lower energy usage

Powered by  
MightyAir X



\*Base on 2,000 hours compared to government SEER2 requirements.

Figure 1.2: A visual representation highlighting the energy efficiency of the 23 SEER2 DELLA mini split system compared to a 14 SEER2 unit, demonstrating significant energy savings.

## 2. Setup and Installation

**Professional Installation Required:** This DELLA mini split system mandates professional installation. It is not designed for DIY installation. Line-set vacuuming is required during installation, and any alteration of line-set length necessitates adjusting freon levels. Improper installation can lead to system malfunction and void the warranty.

The unit comes with a full installation kit, including a 16.4ft pre-flared and insulated copper line set (standard size 1/4" & 3/8" outer dimension copper pipes).



**Figure 2.1:** An exploded diagram illustrating the various components included with the DELLA Mini Split system, such as the indoor unit, outdoor unit, refrigerant pipe, remote control, and installation accessories like mounting plate and communication cable.

For detailed installation instructions, please refer to the official User Manual (PDF) provided with your product or available for download from the manufacturer's website. This document contains critical information regarding electrical connections, refrigerant handling, and mounting procedures.

### 3. Operating Instructions

Your DELLA Mini Split offers multiple ways to control your indoor climate, including a remote control, the Della+ smartphone app, and voice commands via Alexa.

#### 3.1. Remote Control Functions

The included remote control provides direct access to all primary functions. Ensure batteries are installed correctly (2 AAA batteries, not included).

# Stay Cool ! Award-Winning Control



reddot winner 2025

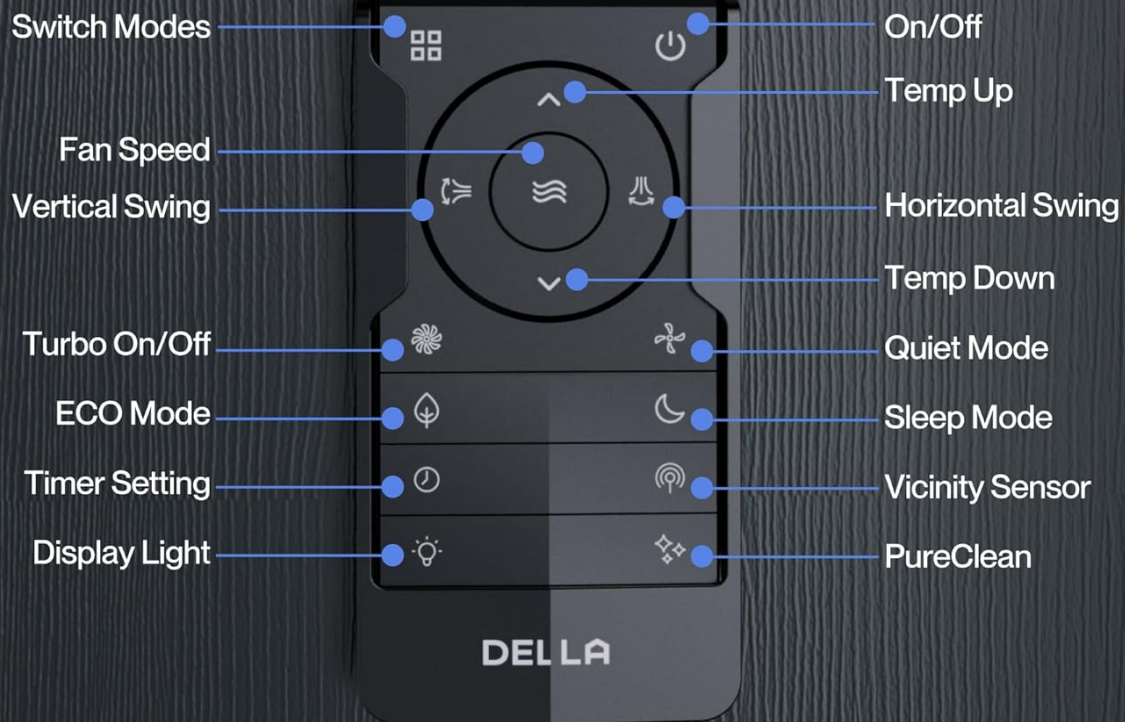


Figure 3.1: The remote control for the DELLA Mini Split, with clear labels indicating the function of each button, such as Switch Modes, Fan Speed, Temp Up/Down, ECO Mode, Sleep Mode, and Timer Setting.

- **On/Off:** Powers the unit on or off.
- **Switch Modes:** Cycles through Cooling, Heating, Dry, Auto, Dehumidifying, and Fan modes.
- **Temp Up/Down:** Adjusts the desired temperature setting.
- **Fan Speed:** Selects fan speed (Quiet, Low, Mid Low, Mid, Mid High, High, Turbo).
- **Vertical/Horizontal Swing:** Adjusts the airflow direction.
- **ECO Mode:** Activates energy-saving operation.
- **Sleep Mode:** Optimizes temperature and fan speed for comfortable sleep.
- **Timer Setting:** Programs the unit to turn on or off at specific times.
- **I Feel Mode (Vicinity Sensor):** Adjusts temperature based on the remote's location.

## 3.2. Della+ App Control

The Della+ app provides comprehensive wireless control of your unit from anywhere. Download the app from your smartphone's app store and follow the in-app instructions for pairing.

# We work remotely, too.

## Use Our Smart App For Complete Wireless Control.



Figure 3.2: Various screens of the Della+ mobile application, demonstrating its user-friendly interface for setting custom unit names, adjusting temperature, selecting modes, and managing timers and schedules.

- **Remote Operation:** Control your unit from anywhere with an internet connection.
- **Scheduling:** Set daily or weekly schedules for automated operation.
- **Geo-fencing:** Automatically adjust settings based on your location (e.g., turn on before you arrive home).
- **Mode Selection:** Easily switch between all available operating modes.
- **Energy Monitoring:** Track energy consumption (if available in app version).

### 3.3. Voice Control (Alexa)

The DELLA Mini Split is compatible with Amazon Alexa. Once connected through the Della+ app, you can use voice commands to control basic functions.

Powered by  
MightyAir X

Top Performance,  
Energy-Smart Design!

57% More efficient  
energy saving




Figure 3.3: An Amazon Echo device in a home environment, symbolizing the seamless integration of the DELLA Mini Split with voice control systems like Alexa, allowing for hands-free operation.

Example commands: "Alexa, turn on the air conditioner." "Alexa, set the mini split to 72 degrees."

## 4. Maintenance

Regular maintenance ensures optimal performance and longevity of your DELLA Mini Split system.

### 4.1. Filter Cleaning

The reusable filters in the indoor unit should be cleaned seasonally, or more frequently depending on usage and air quality. Refer to your detailed manual for instructions on how to access and clean the filters.

### 4.2. Outdoor Unit Care

The outdoor unit features gold-plated FIN technology, which helps prevent freezing and rust corrosion, enhancing durability. Periodically inspect the outdoor unit for any debris accumulation and ensure proper airflow around it.

Gold plated fin prevents rust corrosion,  
durable, efficient mini-split performance





Figure 4.1: A detailed view of the outdoor unit's gold-plated fins, illustrating the advanced technology designed to prevent rust and corrosion, thereby extending the lifespan and maintaining the efficiency of the mini-split system.

### 4.3. PureClean Technology

The indoor unit incorporates PureClean technology, which stops dust buildup and defrosts the indoor unit, contributing to cleaner air and healthier living through advanced sterilization.

## Cleaner Air, Healthier Living

PureClean tech stops dust buildup and defrosts your indoor unit, keeping your air fresher with advanced sterilization.



**Figure 4.2:** A cutaway illustration of the indoor unit, highlighting the PureClean technology that actively prevents dust accumulation and facilitates defrosting, ensuring cleaner air output and improved system hygiene.

## 5. Troubleshooting

If you encounter issues with your DELLA Mini Split, refer to the following common troubleshooting tips. For more complex problems, contact customer support.

- **Unit Not Turning On:** Check power supply, circuit breaker, and ensure the remote control batteries are not depleted.
- **Insufficient Cooling/Heating:** Verify temperature settings, ensure filters are clean, check for obstructions around indoor/outdoor units, and confirm windows/doors are closed.
- **Unusual Noises:** Minor operational noises are normal. Loud or persistent noises may indicate an issue. Consult the full manual or contact support.
- **App Connectivity Issues:** Ensure your Wi-Fi network is active, the unit is within Wi-Fi range, and the Della+ app is updated to the latest version. Try restarting both the unit (by cycling power at the breaker) and your router.
- **Error Codes:** If an error code appears on the display, consult the detailed user manual for specific code meanings and recommended actions.

## 6. Specifications

Detailed technical specifications for the DELLA Hyper Heat 12,000 BTU WiFi Mini Split.



**Figure 6.1:** A diagram illustrating the physical dimensions of both the indoor and outdoor units of the DELLA Mini Split, alongside key performance specifications such as cooling/heating capacity, power supply, and maximum fuse size.

Specification	Value
Model Number	048-TP-12K1V-22S-I+O
Cooling Capacity	12000 BTU/h
Heating Capacity	12000 BTU/h
Power Supply	115V - 60Hz / 1PH
Voltage	115 Volts
Seasonal Energy Efficiency Ratio (SEER2)	22
Heating Seasonal Performance Factor (HSPF2)	9.0
Noise Level (Indoor)	27 dB(A)
Refrigerant	R-410A
Max Input Power	920 W
Max. Fuse Size	25A
Indoor Unit Dimensions (L x W x H)	36.22 x 7.68 x 12.05 inches
Outdoor Unit Dimensions (L x W x H)	28.66 x 12.01 x 21.65 inches
Item Weight	83.6 pounds
Floor Area Coverage	Up to 550 sq. ft.

## 7. Warranty and Certifications

The DELLA Hyper Heat Mini Split is backed by a **lifetime warranty**, providing peace of mind regarding your investment. This product is ETL listed, AHRI certified, and Energy Star rated, ensuring it meets high standards for safety, performance, and energy efficiency.

# Lifetime Coverage

Unmatched Warranty Gives You Peace of Mind



Best In-Class



No Additional Costs



Customer Support



**Figure 7.1:** An illustration representing the lifetime coverage and support offered for the DELLA Mini Split, emphasizing its best-in-class status, absence of additional costs for warranty claims, and continuous customer support.


## 8. Customer Support


For any questions, technical assistance, or warranty claims, Della provides best-in-class customer support.

- **Phone Support:** Available Monday-Friday, 6 AM - 4 PM PST.
- **Live Chat:** Available 24/7 for immediate assistance.

You can find contact information and additional resources by visiting the official Della Store on Amazon or the manufacturer's website.

# Della Always Provides Best-in-class Support

 Phone support: 6am-4pm PST

 LiveChat: 24/7



**Figure 8.1:** A visual representation of the accessible customer support options, including phone and live chat, ensuring users can easily connect with Della technicians for assistance.