



Manuals.plus /

- › **Retroid Pocket** /
- › Retroid Pocket 4 Pro Android Handheld Gaming Console Instruction Manual

Retroid Pocket RP4 Pro

Retroid Pocket 4 Pro Android Handheld Gaming Console Instruction Manual

Model: RP4 Pro

INTRODUCTION

The Retroid Pocket 4 Pro is a high-performance Android-based handheld gaming console designed for retro gaming enthusiasts. Featuring a powerful Mediatek Dimensity 1100 Octa Core CPU, a vibrant 4.7-inch touchscreen display, and a robust 5000mAh battery, it offers a versatile platform for emulated and Android games. This manual provides essential information for setting up, operating, and maintaining your device.



Image: Front view of the Retroid Pocket 4 Pro handheld console, showcasing its compact design and controls.

WHAT'S IN THE BOX

Your Retroid Pocket 4 Pro package includes the following items:

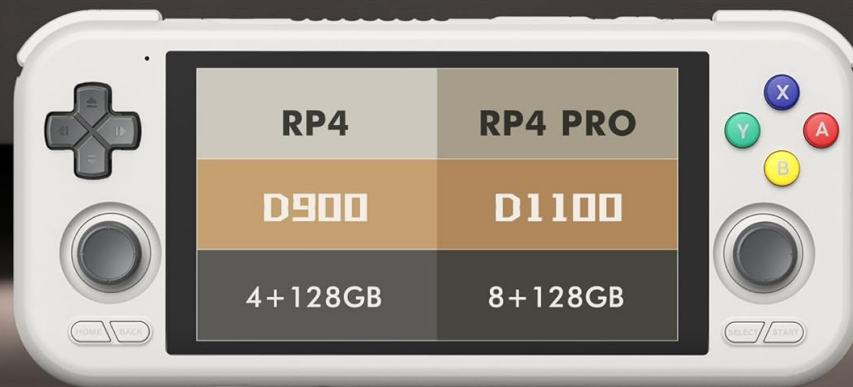
- Retroid Pocket 4 Pro Gaming Handheld
- Charging Cable (USB Type-C)
- User Manual

DEVICE OVERVIEW

Familiarize yourself with the physical components and controls of your Retroid Pocket 4 Pro.

Front View


RETROID^{POCKET4}




8GB LPDDR4x
128GB UFS 3.1



MTK D900/D1100



RP4
4+128GB



RP4 PRO
8+128GB

Active-Cooling



5000mAh Fast Charging




Image: The front of the Retroid Pocket 4 Pro, showing the 4.7-inch display, D-pad, analog sticks, and face buttons.

- **4.7" Touchscreen Display:** Main interface for interaction and gaming.
- **D-Pad:** Directional input for games and navigation.
- **Analog Sticks:** For precise movement and camera control.
- **Face Buttons (A, B, X, Y):** Primary action buttons.
- **Start/Select Buttons:** For in-game functions and system navigation.

Top and Bottom Views

Button Layout Swappable in Both Hardware and Software



Analog Triggers



Innovative 3D Hall Sticks



Double Color Injected ABXY



Image: Side view of the Retroid Pocket 4 Pro, highlighting the analog triggers (L1/L2, R1/R2) and various ports.

- **L1/L2, R1/R2 Triggers:** Shoulder buttons and analog triggers for gaming.
- **USB Type-C Port:** For charging and 1080P video output.
- **Micro HDMI Port:** For 720P video output to external displays.
- **Micro SD Card Slot:** For expandable storage.
- **3.5mm Headphone Jack:** For audio output.
- **Volume Buttons:** Adjust device volume.
- **Power Button:** Turn the device on/off or put it to sleep.

SETUP GUIDE

1. Initial Charging

Before first use, fully charge your Retroid Pocket 4 Pro using the provided USB Type-C cable and a compatible power adapter. The device features fast charging capabilities.

2. Power On/Off

- **To Power On:** Press and hold the Power button until the screen illuminates.
- **To Power Off:** Press and hold the Power button, then select "Power Off" from the on-screen options.

- **Sleep Mode:** Briefly press the Power button to put the device to sleep or wake it up.

3. Network Connectivity

Connect your device to a Wi-Fi network for internet access, essential for downloading apps, updates, and online gaming.

1. Go to **Settings**.
2. Select **Network & Internet**.
3. Tap **Wi-Fi** and select your desired network.
4. Enter the password if prompted and tap **Connect**.

The device also supports Bluetooth 5.2 for connecting wireless peripherals like headphones or controllers.

4. Google Play Store and Emulators

The Retroid Pocket 4 Pro runs on Android 13, providing full access to the Google Play Store. **Note: No games are preloaded on the device.**

1. Sign in with your Google account to access the Play Store.
2. Download your preferred emulators and games from the Play Store.
3. Transfer game ROMs (legally acquired) to the device's internal storage or an inserted Micro SD card.
4. Configure your emulators to recognize the game files and optimize settings for performance.

OPERATING INSTRUCTIONS

1. Navigating the Interface

The device operates on Android 13, offering a familiar smartphone-like interface. Use the touchscreen for navigation, or the physical controls (D-pad, analog sticks, buttons) for a console-like experience, especially within game launchers or emulators.

2. Gaming Experience

The Mediatek Dimensity 1100 Octa Core CPU and G77 MC9 GPU provide robust performance for a wide range of emulated systems and Android games.



Moonlight
Game Streaming



Image: The Retroid Pocket 4 Pro displaying a game, illustrating its capability for game streaming.

- **Emulation:** Supports various emulators for classic consoles. Performance may vary depending on the emulator and game complexity.
- **Android Games:** Download and play modern Android games directly from the Google Play Store.
- **Game Streaming:** Utilize Wi-Fi 6 connectivity for smooth game streaming from compatible services or devices.

3. Video Output

Connect your Retroid Pocket 4 Pro to an external display for a larger gaming experience.

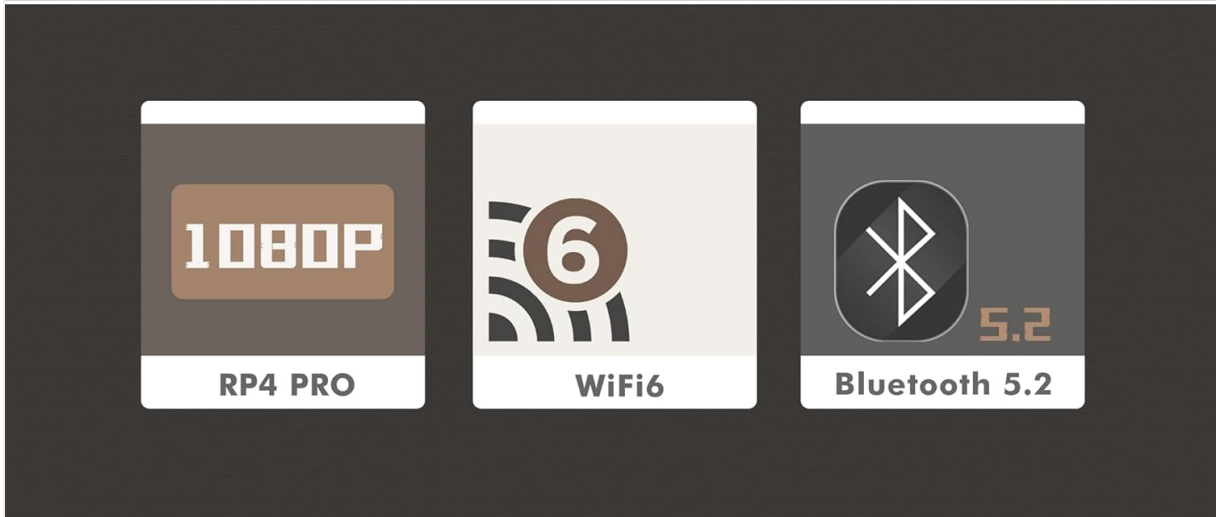



Image: The Retroid Pocket 4 Pro connected to a television screen, demonstrating its video output capabilities via Micro HDMI and USB Type-C.

- **Micro HDMI:** Supports 720P video output.
- **USB Type-C:** Supports 1080P video output. Ensure your cable and display are compatible.

4. Button Layout Customization

The device allows for button layout customization in both hardware and software, providing flexibility for different games and user preferences.

Button Layout Swapable in Both Hardware and Software



Analog Triggers



Innovative 3D Hall Sticks



Double Color Injected ABXY



Image: Close-up view of the Retroid Pocket 4 Pro's analog triggers, 3D Hall sticks, and double color injected ABXY buttons.

MAINTENANCE

1. Battery Care

The 5000mAh battery provides extended gaming sessions. To maximize battery life:

- Avoid fully discharging the battery frequently.
- Charge the device using the provided cable and a suitable power adapter.
- Store the device in a cool, dry place when not in use for prolonged periods.

2. Cooling System

The Retroid Pocket 4 Pro features an active cooling system with a fan to maintain optimal performance and prevent overheating during intensive gaming.




Image: An internal diagram of the Retroid Pocket 4 Pro, illustrating the 5000mAh battery and the active cooling fan system.

- Ensure the ventilation grilles are not obstructed during use.
- Regularly clean dust from the grilles using a soft brush or compressed air.

3. Cleaning

Wipe the device with a soft, dry cloth. Avoid using harsh chemicals or abrasive materials that could damage the screen or casing.

TROUBLESHOOTING

- **Device not powering on:** Ensure the device is fully charged. Connect it to a power source and try again. If the issue persists, perform a hard reset by holding the power button for 10-15 seconds.
- **Poor game performance:**
 - Check emulator settings; some games may require specific configurations.
 - Ensure the device is not overheating; clear any obstructions from the cooling vents.
 - Close unnecessary background applications to free up RAM.
- **Wi-Fi/Bluetooth connectivity issues:**

- Toggle Wi-Fi/Bluetooth off and on in settings.
- Restart the device and your router/Bluetooth accessory.
- Ensure you are within range of the network/device.
- **Screen not responding:** Restart the device. If the issue continues, ensure the screen is clean and free of debris.

SPECIFICATIONS

Feature	Detail
Processor	Mediatek Dimensity 1100 Octa Core (4xA78 @ 2.6Ghz, 4xA55 @ 2.0Ghz)
GPU	G77 MC9 @ 836Mhz
RAM	8GB LPDDR4X
Storage	128GB UFS 3.1 (expandable via Micro SD card slot)
Display	4.7" Touchscreen
Operating System	Android 13
Video Output	720P via HDMI, 1080P via USB Type-C
Connectivity	Wi-Fi 6, Bluetooth 5.2
Battery	5000mAh (with fast charging)
Cooling	Active cooling system with fan
Dimensions	18.4 x 8.2 x 1.5 cm (7.27"L x 3.25"W x 0.62"H)
Weight	251g (0.55 lbs)

Image: A detailed table summarizing the technical specifications of the Retroid Pocket 4 Pro.



RP4/RP4 PRO

Processor: MTK D900 / MTK D1100

CPU: 2xA78@2.4GHz 6xA55@2.0GHz / 4xA78@2.6GHz 4xA55@2.0GHz

GPU: G68 MC4@900MHz / G77 MC9@836MHz

RAM: 4GB LPDDR4x / 8GB LPDDR4x

Storage: 128GB UFS 3.1+TFCard Slot

Screen: 4.7" 750*1334 Touchscreen

Displayport: NA / 1080P Over Type-C

HDMI: 720P

WiFi: WiFi6

Bluetooth: 5.2

Battery: 5000mAh

Heat Dissipation: Active-Cooling

Charging: Fast Charging

Size: 184.8mm*82.6mm*15.8mm

Weight: 261g

OFFICIAL PRODUCT VIDEOS

Retroid Pocket 4 Pro Overview

Your browser does not support the video tag.

Video: An official overview of the Retroid Pocket 4 Pro, highlighting its features and capabilities.