



Manuals.plus /

› **Retroid Pocket** /

› Retroid Pocket 4/4Pro Retro Game Handheld Console, Android Retro Game Console Multiple Emulators Console Handheld 4.7 Inch Display 5000mAh Battery Classic Games Console (RP4 Pro, 16Bit, D1100)

## Retroid Pocket RP4 Pro

# Retroid Pocket 4/4Pro Retro Game Handheld Console User Manual

Model: RP4 Pro

## 1. PRODUCT OVERVIEW

The Retroid Pocket 4 PRO redefines classic gaming handhelds, merging nostalgia with cutting-edge design. These devices offer mobility, high performance, and innovative features. Ideal for gamers who appreciate classic nostalgia and modern tech, these handhelds seamlessly blend the past with the present. Whether at home or on the go, the Retroid Pocket 4 series delivers an unparalleled gaming experience, reshaping the definition of a portable retro gaming console.



Figure 1: Retroid Pocket 4 Pro Handheld Console (16Bit D1100 model).

### Key Features:

- **High-Performance Computing:** Equipped with a Mediatek Dimensity 1100 Octa Core CPU (4x A78 cores at 2.6GHz) and a G77 MC9 GPU (836Mhz), the Pocket 4 Pro offers unparalleled gaming performance. Its 8GB LPDDR4X RAM ensures smooth and responsive gameplay.
- **Expansive and Flexible Storage Options:** Features 128GB of UFS 3.1 internal storage, expandable via a Micro SD card slot.
- **Superior Display and Video Output:** Boasts a 4.7" touchscreen display. Supports 720P output via HDMI and 1080P via USB Type-C for versatile gaming on larger screens.
- **Advanced Connectivity and User-Friendly Design:** Includes WiFi 6 and Bluetooth 5.2 for seamless online gaming and device connectivity. Ergonomic design (251g, 18.4 x 8.2 x 1.5 cm).
- **Long Battery Life with Efficient Cooling:** Features a 5000mAh battery for extended gaming sessions and fast charging. An innovative active cooling system with a fan maintains optimal performance. Runs on Android OS 13.



## RP4/RP4 PRO

Processor: MTK D900 / MTK D1100

CPU: 2xA78@2.4GHz 6xA55@2.0GHz / 4xA78@2.6GHz 4xA55@2.0GHz

GPU: G68 MC4@900MHz / G77 MC9@836MHz

RAM: 4GB LPDDR4x / 8GB LPDDR4x

Storage: 128GB UFS 3.1+TFCard Slot

Screen: 4.7" 750\*1334 Touchscreen

Displayport: NA / 1080P Over Type-C

HDMI: 720P

WiFi: WiFi6

Bluetooth: 5.2

Battery: 5000mAh

Heat Dissipation: Active-Cooling

Charging: Fast Charging

Size: 184.8mm\*82.6mm\*15.8mm

Weight: 261g

Figure 2: Detailed specifications for Retroid Pocket 4 and RP4 Pro models.

## 2. SETUP

The Retroid Pocket 4 Pro runs on the Android 13 operating system, providing full support for the Google Play Store to download and update applications. This allows for a wide array of emulations and compatible games.

### Initial Setup:

1. **Power On:** Press and hold the power button located on the top edge of the device to turn it on.
2. **Initial Configuration:** Follow the on-screen prompts to complete the initial Android setup, including Wi-Fi connection and Google account login.
3. **No Preloaded Games:** Please note that the Retroid Pocket 4 Pro does not come with any preloaded games. Users are responsible for sourcing and loading their own game ROMs.

4. **Emulator Setup:** The device supports various emulators. Setting up emulators and loading game ROMs may require some technical knowledge. Numerous online video guides and communities (e.g., Retro Game Corps) offer comprehensive tutorials to assist with this process.
5. **Storage Expansion:** Utilize the Micro SD card slot to expand storage for your game library.

While the setup process is generally straightforward for Android users, new users to emulation may find it takes a few hours to configure everything optimally. Patience and consulting online resources are key to a smooth experience.

### 3. OPERATING INSTRUCTIONS


---

The Retroid Pocket 4 Pro is designed for intuitive operation, combining a touchscreen interface with physical controls for an optimal gaming experience.

#### Controls and Interface:

- **Display:** The 4.7-inch touchscreen display allows for navigation within the Android OS and touch-based game interactions.
- **Physical Buttons:** The console features a D-pad, ABXY face buttons (with double color injection), analog triggers (L1/R1, L2/R2), and 3D Hall Sticks for precise control in games. The button layout is swappable in both hardware and software.
- **Power and Volume:** Dedicated buttons for power and volume control are located on the top edge.
- **Connectivity:**
  - **Wi-Fi 6:** For high-speed internet access, online gaming, and content streaming.
  - **Bluetooth 5.2:** For connecting wireless peripherals such as headphones or external controllers.
  - **USB Type-C:** Used for charging and 1080P video output.
  - **Micro HDMI:** Supports 720P video output to external displays like monitors or TVs.
  - **3.5mm Headphone Jack:** For wired audio output.

### Button Layout Swappable in Both Hardware and Software



#### Analog Triggers



#### Innovative 3D Hall Sticks



#### Double Color Injected ABXY



Figure 3: Overview of button layout, analog triggers, and 3D Hall Sticks.

#### Gaming Experience:

The powerful Mediatek Dimensity 1100 processor and 8GB RAM enable the Retroid Pocket 4 Pro to handle a wide range of emulated systems, including PlayStation 2, GameCube, Wii, and older retro consoles. Performance is generally smooth, with minimal lag reported even on demanding titles.



Figure 4: The console supports game streaming services like Moonlight.

## 4. MAINTENANCE

Proper maintenance ensures the longevity and optimal performance of your Retroid Pocket 4 Pro console.

### Thermal Management:

- **Active Cooling System:** The device features an innovative active cooling system with a fan to prevent overheating during extended or demanding gaming sessions.
- **Fan Usage:** For optimal performance and to prevent heat-related issues (such as adhesive damage to screen protectors), it is recommended to turn the fan up to its maximum setting when emulating more powerful systems or playing graphically intensive games.
- **Heat Dissipation:** Ensure the ventilation vents on the device are not obstructed to allow for proper airflow.




Figure 5: Illustration of the 5000mAh battery and active cooling system.

### General Care:

- **Cleaning:** Use a soft, dry cloth to clean the screen and body of the console. Avoid abrasive materials or harsh chemicals.
- **Storage:** Store the device in a cool, dry place away from direct sunlight and extreme temperatures.
- **Charging:** Use the provided charging cable or a compatible USB Type-C charger. The device supports fast charging.

## 5. TROUBLESHOOTING

This section addresses common issues and provides solutions to ensure a smooth user experience.

## Common Issues and Solutions:

- **No Preloaded Games:**

The Retroid Pocket 4 Pro does not come with preloaded games. Users must acquire and load their own game ROMs. Refer to online guides and communities for detailed instructions on setting up emulators and transferring games.

- **Emulator Setup Difficulty:**

Configuring emulators and their respective BIOS files can be complex for new users. It is highly recommended to consult online tutorials (e.g., from Retro Game Corps) which provide step-by-step guidance. Patience is essential as this process may take several hours.

- **Device Getting Hot:**

When running demanding games or emulators, the device may generate heat. Ensure the active cooling fan is set to a higher speed, and keep the ventilation vents clear of obstructions. This helps maintain optimal operating temperature and prevents potential component damage.

- **Inconsistent Battery Life:**

Battery life can vary significantly based on the type of games and emulators being used. More graphically intensive games or newer console emulations will consume battery faster. Adjust screen brightness and close background applications to conserve power.

- **Software Updates:**

Retroid Pocket devices may not receive frequent or timely Android OS updates. While the Android 13 OS provides broad compatibility, users should be aware that future Android versions may not be immediately available. Check official Retroid Pocket forums for update announcements.

## 6. SPECIFICATIONS

---

Feature	Specification
Model Number	RP4 Pro
Processor (CPU)	Mediatek Dimensity 1100 Octa Core (4xA78 cores @ 2.6 GHz)
Graphics (GPU)	G77 MC9 @ 836 Mhz
RAM	8GB LPDDR4X
Internal Storage	128GB UFS 3.1
Expandable Storage	Micro SD Card Slot
Operating System	Android 13
Screen Size	4.7 Inches
Display Type	LCD Touchscreen (60Hz output)
Video Output	720P HDMI, 1080P USB Type-C
Connectivity	Wi-Fi 6, Bluetooth 5.2
Battery Capacity	5000mAh Lithium-Ion
Cooling System	Active Cooling with Fan
Dimensions (L x W x H)	7.27 x 3.25 x 0.62 inches (18.4 x 8.2 x 1.5 cm)
Weight	1.23 pounds (251g)
Material	Plastic
What's in the Box	Gaming Handheld, Charging Cable, User Manual

RETROID pocket<sup>4</sup>

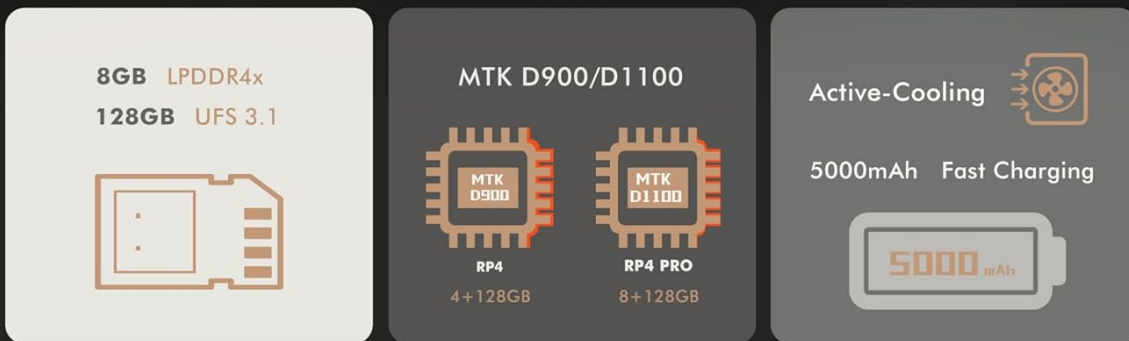
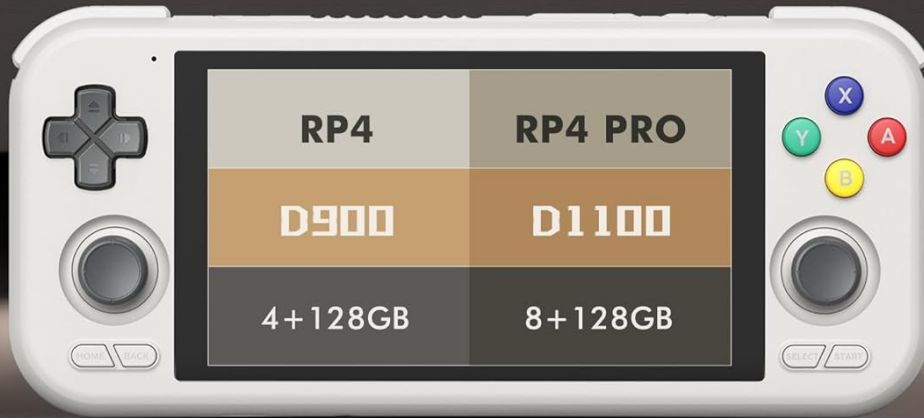


Figure 6: Comparison of RP4 and RP4 Pro chipsets and memory configurations.

## 7. SUPPORT

For comprehensive support regarding your Retroid Pocket 4 Pro, particularly for software setup and advanced configurations, it is recommended to utilize the extensive online resources available.

- **Online Communities and Guides:** Many dedicated communities and content creators provide detailed video tutorials and written guides for emulator setup, game loading, and optimization. Searching for "Retroid Pocket 4 Pro setup guide" on video platforms or community forums is highly recommended.
- **Firmware Updates:** While the device runs on Android 13, information on future official firmware updates may be limited. Check the official Retroid Pocket website or community forums for the latest announcements.
- **Hardware Support:** For hardware-related issues or defects, please refer to the retailer's return and support policies.

