

VTech VS306-3

VTech VS306-3 DECT 6.0 Cordless Home Phone User Manual

Model: VS306-3

INTRODUCTION

This user manual provides comprehensive instructions for the VTech VS306-3 DECT 6.0 3 Handsets Cordless Home Phone. It covers setup, operation, maintenance, and troubleshooting to ensure optimal performance and longevity of your device. The VTech VS306-3 system offers advanced features such as Bluetooth Connect to Cell, Smart Call Blocker, and a digital answering system, designed to enhance your communication experience.

WHAT'S IN THE BOX

Verify that all items are present in your package:

- Base Unit
- 3 cordless handsets
- 2 chargers
- 3 AC adaptors
- 3 battery packs
- Telephone line cord
- Quick start guide



Image: The complete VTech VS306-3 cordless phone system, showing the main base unit with one handset, two additional charging cradles with handsets, and all included accessories like power adapters and telephone line cord.

SETUP GUIDE

1. Initial Connection

1. Connect the telephone line cord to the base unit and a telephone wall jack.
2. Plug the AC adaptor into the base unit and a power outlet.
3. For each charger, plug the AC adaptor into the charger and a power outlet.



Image: Rear view of the VTech VS306-3 base unit, illustrating the ports for connecting the telephone line cord and the AC power adapter.

2. Battery Installation and Charging

1. Open the battery compartment cover on each handset.
2. Connect the battery pack plug into the jack inside the compartment, ensuring correct polarity.
3. Place the battery pack inside the compartment and close the cover.
4. Place each handset in its respective charging cradle or the base unit. Charge for at least 16 hours before first use.

A detailed product overview video is available to assist with setup and feature understanding:

Your browser does not support the video tag.

Video: Product Overview of the VTech VS306-3 Cordless Phone, demonstrating key features and setup steps. Duration: 0:51.

OPERATING INSTRUCTIONS

Making and Receiving Calls

- To make a call: Pick up a handset or press **CALL**, then dial the number.
- To answer a call: Press **CALL** or any dialing key.
- To end a call: Place the handset back in the cradle or press **OFF**.

Bluetooth Connect to Cell

The system allows you to make and receive cellular calls using your cordless handsets. Pair up to two cell phones. You can also connect one cell phone and one Bluetooth headset for use with landline calls.

- **Pairing a Cell Phone:** Navigate to the Bluetooth menu on the handset and follow the on-screen prompts to pair your device.
- **Accessing Smartphone Assistant:** With a paired smartphone, you can access Siri, S Voice, or Google Now directly from the cordless handsets by pressing the dedicated button.



Make and receive calls from your cellular plan while enjoying the comforts of a home phone. Pair up to 2 cell phones and connect 2 cell phones or one cell phone and one BLUETOOTH headset for use with landline calls.

Image: Illustration of the "Connect to Cell" feature, showing two smartphones wirelessly connected to the VTech cordless phone system, enabling calls to be made and received through the home phone.

Smart Call Blocker

This feature automatically blocks robocalls and allows you to permanently blacklist unwanted numbers with one touch. Up to 1,000 name and number entries can be added to the smart call blocker list.

- To block a number during a call: Press the **CALL BLOCK** button on the handset or base.
- To add a number to the block list manually: Refer to the detailed instructions in the quick start guide.

Smart Call Blocker with one-touch button on base and handset



This system lets you block nuisance callers on the spot with one touch. What's more, it can filter robocalls and unwanted call while allowing welcome calls to get through.

Image: Close-up of the VTech VS306-3 handset and base unit, highlighting the "CALL BLOCK" button, which allows for one-touch blocking of unwanted calls.

Digital Answering System

The system includes a digital answering machine with up to 22 minutes of recording capacity for incoming messages, outgoing announcements, and memos. A built-in voice guide assists with setup.

- To play messages: Press **PLAY/STOP** on the base unit.
- To record an outgoing announcement: Follow the voice guide prompts or refer to the quick start guide.

Digital Answering System with voice guide



“ To record
your own
announcement
press 1. ”

With up to 22 minutes of recording time. Talking prompts walk you through the setup of your new phone's digital answering system.

Image: The base unit of the VTech VS306-3, with the digital answering system controls clearly visible, including the "PLAY/STOP" button and a prompt for recording an announcement.

Intercom and Conference Calls

The system supports intercom functionality between handsets and conference calls involving multiple handsets and an external line.

- **Intercom:** Use the **INT** button to call another handset within the home.
- **Push-to-Talk:** The **PTT** buttons on handsets and base allow for instant communication like a walkie-talkie with up to four units.
- **Conference:** Bridge the intercom with one external line to conference up to 4 handsets simultaneously.

Virtual multi-line operation



Connect a cellular line and landline to your cordless system. Then, enjoy the freedom to make and receive calls on two lines—all at once.

Image: Diagram showing the VTech VS306-3 system's virtual multi-line operation, where both cellular and landline calls can be managed simultaneously across different handsets in a home environment.

MAINTENANCE

- **Cleaning:** Clean the phone and charger surfaces with a soft, damp cloth. Do not use cleaning sprays or harsh chemicals.
- **Battery Care:** Ensure handsets are placed in their chargers when not in use to maintain battery life. Replace battery packs when they no longer hold a charge.
- **Location:** Place the base unit in a central location for optimal range. Avoid placing it near other electronic devices that may cause interference.

TROUBLESHOOTING

Problem	Solution
No dial tone	Ensure the telephone line cord is securely connected to the base unit and the wall jack. Check if the AC adaptor is properly plugged in.
Handset not charging	Verify the handset is correctly seated in the charging cradle. Clean the charging contacts on both the handset and cradle. Ensure the AC adaptor for the charger is plugged in.
Poor call quality / Static	Move the handset closer to the base unit. Avoid placing the base unit near large metal objects, appliances, or other electronic devices.
Cannot block calls	Ensure the Smart Call Blocker feature is enabled. Refer to the quick start guide for detailed instructions on managing the block list.
Answering system not recording	Check if the answering system is turned ON. Ensure there is sufficient recording time available (up to 22 minutes).

SPECIFICATIONS

- Model Number:** VS306-3
- Brand:** VTech
- Telephone Type:** Cordless
- Number of Handsets:** 3
- Color:** Silver/Black
- Material:** Plastic
- Power Source:** Battery Powered (3 Product Specific batteries included)
- Answering System Type:** Digital
- Recording Capacity:** 22 minutes
- Compatible Devices:** iPhone (and other Bluetooth-enabled smartphones)
- Item Weight:** 5.81 pounds
- Package Dimensions:** 16.06 x 11.42 x 5.2 inches

Dimensions

Component	Height	Width	Length
Base	7.07 inches (17.95 cm)	5.31 inches (13.48 cm)	6.53 inches (16.58 cm)
Handset	7.31 inches (18.58 cm)	3.15 inches (8.00 cm)	3.07 inches (7.80 cm)

Extended Range x Connect to Cell™

Experience the best in long-range coverage and clarity, provided by a unique antenna design and advances in noise-filtering technology. Make and receive calls from your cellular plan while enjoying the comforts of a home phone.

- Pair up to 2 cell phones and connect 2 cell phones or one cell phone and one BLUETOOTH headset for use with landline calls.
- Siri®, S Voice® and Google Now™ access.
- Downloadable phonebook directory.



Image: Diagram illustrating the dimensions of the VTech VS306-3 base unit and a single handset, with measurements for height, width, and length.

WARRANTY AND SUPPORT

For warranty information and technical support, please refer to the official VTech website or the contact information provided in your Quick Start Guide. Additional protection plans may be available for purchase to extend coverage beyond the standard manufacturer's warranty.

- 3-Year Protection Plan (Optional)
- 4-Year Protection Plan (Optional)

For further assistance, visit the [VTech Store on Amazon](#).

© 2024 VTech. All rights reserved.



[\[pdf\]](#) Quick Start Guide Installation Guide Instructions Specifications Guide Warranty
DS6951 VS306 Important safety instructions CAUTION What's in the box 1 Quick start guide Connect
telephone base charger Charge battery Specifications are subject to change without notice X QSG V2
230418 cdn web vtp media products VS |||

Technical specifications Go to www.vtechphones.com US to register your product for
enhanced warranty support and latest VTech product news. Go to
phones.vtechcanada.com CA for latest VTech product news. DS6951 DS6951-2
DS6951-3 DS6951-4 DS6951-5 VS306 VS306-2 **VS306-3** VS306-4 VS306-5 DECT
6.0...


lang:en score:35 filesize: 8.74 M page_count: 2 document date: 2023-04-18



[\[pdf\]](#) User Manual Installation Guide Instructions Troubleshooting Guide

DS6951 X VS306 WEBCIB V1 210826 18 déc 2021 — to watch the video tutorials User's manual
installation instructions in user want set Smart call blocker and cdn web vtp media products VS |||
DS 6951 6951-2 6951-3 6951-4 6951-5 VS 306-3 306-4 306-5 Click on the in the
manual to watch the v ... CPmEIRLATEIhESSN..Vi-MEHR S LE HAUT CR2105 1 set
for DS6951 2 sets for DS6951-2 3 sets for DS6951-3/**VS306-3** 4 sets for DS6951-
4/VS306-4 5 sets for DS6951-5/VS306-5 Install the battery Connect the te...

lang:en score:33 filesize: 9.33 M page_count: 60 document date: 2021-08-26




[\[pdf\]](#) User Manual Installation Guide Instructions Specifications Warranty Accessories

DS6901 VS306 0 Vt vtp media 10 hours ago — See the installation instructions in user's manual The
Ringer Equivalence Number REN is used to determine how many devices you may connect your CIB V1
210901 cdn att products VS |||

Go to www.vtechphones.com US to register your product for enhanced warranty
support and latest VTech ... DECT 6.0 accessory handset for use with VTech models
DS6951/DS6951-2/DS6951-3/DS6951-4/DS6951-5 **VS306-3**/VS306-4/VS306-5 US
CA Scan the QR code for support information User's manual Important sa...

lang:en score:32 filesize: 1.98 M page_count: 2 document date: 2021-09-03




[\[pdf\]](#) User Manual Installation Guide Instructions Specifications Warranty Accessories


DS6901 Important safety instructions When using your telephone equipment basic precautions should
always be followed to reduce the risk of fire electric shock and injury DS6901_CIB_V1_210809 att vtp-
media products DS DS6901-X

Go to www.vtechphones.com US to register your product for enhanced warranty
support and latest VTech ... 901 DECT 6.0 accessory handset for use with VTech
models DS6951/DS6951-2/DS6951-3/DS6951-4/DS6951-5 **VS306-3**/VS306-
4/VS306-5 US CA Scan the QR code for support information User's manual Important
safe...

lang:en score:27 filesize: 1.98 M page_count: 2 document date: 2021-08-09



[pdf] Quick Start Guide Installation Guide Instructions Specifications Guide Warranty
Quick start guide What s in the box Connect telephone base charger Charge battery Specifications are
subject to change without DS6951 X VS306 QSG V1 1 20210910 cdn web vtp media products DS |||
Technical specifications Go to www.vtechphones.com US to register your product for
enhanced warranty support and latest VTech product news. Go to
phones.vtechcanada.com CA for latest VTech product news. DS6951 DS6951-2
DS6951-3 DS6951-4 DS6951-5 **VS306-3** VS306-4 VS306-5 DECT 6.0 cordless
tele...
lang:en score:26 filesize: 8.73 M page_count: 2 document date: 2021-09-10



[pdf] Specifications
VTECH DECT6 0 cordless phone DS6951 2 ENERGY STAR Certified Telephones v3 certification
information for Product ID 2383270 Specification Version 3 DECT60 2023 05 25 energystar gov
productfinder product certified telephones details export |||
ENERGY STAR CERTIFIED Telephones VTECH - DECT6.0 cordless phone :
DS6951-2 Specifications ENERGY ... 1, DS695*-##,DS695*-##,DS695#-##,DS695#-
##,DS690*-##,DS690*-# #, DS690#-##,DS690#-##,VS306, VS306-2,**VS306-3**,VS306-
4, VS306-5,VS30*-##,VS30*-##, VS30#-##,VS30#-##,VS30 6-0, VS30*-0*,VS30*-
0#,VS30#-0*, ...
lang:es score:20 filesize: 18.73 K page_count: 1 document date: 2023-05-25



[pdf] Specifications
VTECH DECT6 0 cordless phone DS6951 2 ENERGY STAR Certified Telephones v3 certification
information for Product ID 2383270 Specification Version 3 DECT60 2023 05 13 energystar gov
productfinder product certified telephones details export |||
ENERGY STAR CERTIFIED Telephones VTECH - DECT6.0 cordless phone :
DS6951-2 Specifications ENERGY ... 1, DS695*-##,DS695*-##,DS695#-##,DS695#-
##,DS690*-##,DS690*-# #, DS690#-##,DS690#-##,VS306, VS306-2,**VS306-3**,VS306-
4, VS306-5,VS30*-##,VS30*-##, VS30#-##,VS30#-##,VS30 6-0, VS30*-0*,VS30*-
0#,VS30#-0*, ...
lang:es score:20 filesize: 18.73 K page_count: 1 document date: 2023-05-14




[pdf] Specifications
VTECH DECT6 0 cordless phone DS6951 2 ENERGY STAR Certified Telephones v3 certification
information for Product ID 2383270 Specification Version 3 DECT60 2023 05 13 energystar gov
productfinder product certified telephones details export |||
ENERGY STAR CERTIFIED Telephones VTECH - DECT6.0 cordless phone :
DS6951-2 Specifications ENERGY ... 1, DS695*-##,DS695*-##,DS695#-##,DS695#-
##,DS690*-##,DS690*-# #, DS690#-##,DS690#-##,VS306, VS306-2,**VS306-3**,VS306-
4, VS306-5,VS30*-##,VS30*-##, VS30#-##,VS30#-##,VS30 6-0, VS30*-0*,VS30*-
0#,VS30#-0*, ...
lang:es score:20 filesize: 18.73 K page_count: 1 document date: 2023-05-13



[\[pdf\]](#) User Manual Installation Guide Instructions Troubleshooting Guide

DS 6951 2 3 4 5 VS DS6951 X VS306 WEBCIB V2 230418 cdn web vtp media products |||


DS 6951 6951-2 6951-3 6951-4 6951-5 VS 306 306-2 306-3 306-4 306-5 Click on the in the manual to w ... SN..Vi-MEHR S LE HAUT CR2105 1 set for DS6951/VS306 2 sets for DS6951-2/VS306-2 3 sets for DS6951-3/**VS306-3** 4 sets for DS6951-4/VS306-4 5 sets for DS6951-5/VS306-5 Install the battery Connect the te... lang:en **score:16** filesize: 9.27 M page_count: 60 document date: 2023-04-18



[\[pdf\]](#) Instructions Guide

DS6901 VS306 0 DS6951 2 3 4 5 Votre système téléphonique prend en charge un maximum de combinés Chaque combiné CIB V1 210901 FR phones vtechcanada media products DS |||

Allez phones.vtechcanada.com pour les dernires nouvelles sur les produits VTech. Les spcifications ... -0 Combin auxiliaire DECT 6,0 utiliser avec les modles DS6951/DS6951-2/DS6951-3/ DS6951-4/DS6951-5 **VS306-3**/VS306-4/VS306-5 de VTech Pour plus d informations sur le soutien Guide d utilisation versio... lang:fr **score:16** filesize: 1.68 M page_count: 2 document date: 2021-09-02

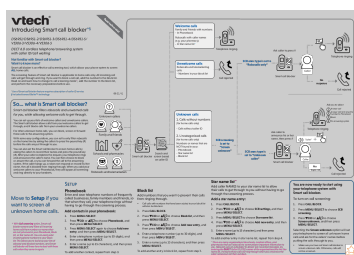


[\[pdf\]](#) Quick Start Guide Installation Guide Instructions Guide Warranty

VTech Cordless Phones Official Site Best Home Office Business IS8129 X QSG V4 0 20220715

HS59SCB2 DCX81 cdn web vtp media products IS 5 HSDE59SCB2 BSDCX81 A |||

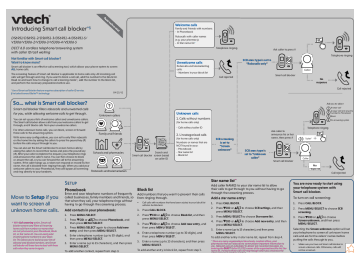
Go to www.vtechphones.com US to register your product for enhanced warranty support and latest VTe ... Ni-CMH T CR1939 HAUT L E VERS 3 9 Ni-MH VERS LE HAUT 1 set for DS6951-2 2 sets for DS6951-3/**VS306-3** 3 sets for DS6951-4/VS306-4 4 sets for DS6951-5/VS306-5 Bluetooth To use a Bluetooth enabl... lang:en **score:15** filesize: 8.74 M page_count: 2 document date: 2022-07-15



[\[pdf\]](#)

Introducing Smart call blocker*§ DS6951 X VS306 SCB V1 20210811 cdn web vtp media products DS |||

Introducing Smart call blocker* Read before use DS6951/DS6951-2/DS6951-3/DS6951-4/DS6951-5/ **VS306-3**/VS306-4/VS306-5 DECT 6.0 cordless telephone/answering system with caller ID/call waiting Not familiar with Smart call blocker Want to know more Smart call blocker is an effective call screening t... lang:en **score:12** filesize: 3.72 M page_count: 2 document date: 2021-08-11



[\[pdf\]](#)

Introducing Smart call blocker*§ Enter and save telephone numbers of frequently called businesses family members friends so that when they your rings without having to go DS6951 X VS306 SCB V2 230418 cdn web vtp media products VS |||

Introducing Smart call blocker* Read before use DS6951/DS6951-2/DS6951-3/DS6951-4/DS6951-5/ VS306/VS306-2/**VS306-3**/VS306-4/VS306-5 DECT 6.0 cordless telephone/answering system with caller ID/call waiting Not familiar with Smart call blocker Want to know more Smart call blocker is an effective ca... lang:en **score:12** filesize: 3.73 M page_count: 2 document date: 2023-04-18