

onerbl TG-VC06

onerbl AC/DC Adapter User Manual for TAGIC TG-VC06 Cordless Stick Vacuum Cleaner

Model: TG-VC06 | Brand: onerbl

1. INTRODUCTION

This manual provides essential information for the safe and effective use of your onerbl AC/DC Adapter, designed for compatibility with the TAGIC Model TG-VC06 cordless stick vacuum cleaner. Please read this manual thoroughly before using the product and retain it for future reference.



Image 1.1: The onerbl AC/DC Adapter, showing the main unit and connected power cable.

2. SAFETY INFORMATION

To ensure safe operation and prevent damage, please observe the following safety precautions:

- **Power Source:** Only connect the adapter to an AC outlet that provides 100-240V, 50/60Hz. Using an incorrect voltage may damage the adapter and connected device.
- **Environmental Conditions:** Do not expose the adapter to water, moisture, or extreme temperatures. Use in a dry, well-ventilated area.
- **Physical Damage:** Do not use the adapter if the cable or plug is damaged. Avoid bending, twisting, or pulling the cable excessively.
- **Disassembly:** Do not attempt to open or repair the adapter. Refer all servicing to qualified personnel.
- **Compatibility:** This adapter is specifically designed for TAGIC Model TG-VC06 cordless stick vacuum cleaners. Ensure compatibility before connecting to other devices.
- **Overload Protection:** The adapter features built-in over-voltage, over-current, and short-circuit protection. However, avoid overloading the adapter.



Image 2.1: The adapter incorporates a smart chip for multiple protections, including short-circuit, over-voltage, and over-current safeguards.

3. SETUP AND CONNECTION

Follow these steps to properly set up and connect your onerbl AC/DC Adapter:

1. **Unpack:** Carefully remove the adapter from its packaging. Inspect it for any visible damage.
2. **Identify Ports:** Locate the charging port on your TAGIC TG-VC06 cordless stick vacuum cleaner.
3. **Connect to Device:** Insert the DC output plug of the adapter firmly into the charging port of your vacuum cleaner.
4. **Connect to Power Outlet:** Plug the AC input plug of the adapter into a standard wall outlet (100-240V AC).
5. **Verify Connection:** Ensure both connections are secure. The vacuum cleaner's charging indicator (if available) should activate, indicating that charging has begun.



Image 3.1: The onerbl AC/DC Adapter connected to a power strip, ready to charge a compatible device.

4. OPERATING INSTRUCTIONS

The onerbl AC/DC Adapter is designed for straightforward operation:

- **Charging:** Once connected, the adapter will automatically begin charging your TAGIC TG-VC06 vacuum cleaner. Monitor the vacuum cleaner's charging indicator for status.
- **Disconnection:** To disconnect, first unplug the adapter from the wall outlet, then remove the DC plug from your vacuum cleaner.
- **Continuous Use:** The adapter is designed for continuous use during charging cycles. However, it is recommended to disconnect the adapter once the device is fully charged to conserve energy.




Image 4.1: The adapter's dimensions are approximately 2.6 inches (length) x 1.6 inches (width) x 1.2 inches (height), with a cable length of 76 inches (approximately 6.3 feet).

5. MAINTENANCE

Proper maintenance ensures the longevity and performance of your adapter:

- **Cleaning:** Disconnect the adapter from all power sources before cleaning. Use a soft, dry cloth to wipe the exterior. Do not use liquid cleaners or solvents.
- **Storage:** When not in use, store the adapter in a cool, dry place, away from direct sunlight and extreme temperatures. Avoid tightly coiling the cable.
- **Inspection:** Periodically inspect the adapter and cable for any signs of wear, cuts, or damage. Discontinue use if damage is found.



Image 5.1: The adapter features a durable design with a PVC jacket and copper wire for enhanced quality and longevity.

6. TROUBLESHOOTING

If you encounter issues with your onerbl AC/DC Adapter, refer to the following common problems and solutions:

- **No Power/Charging:**
 - Ensure the adapter is securely plugged into both the wall outlet and the vacuum cleaner.
 - Try a different wall outlet to rule out a faulty power source.
 - Check the adapter cable for any visible damage. If damaged, discontinue use.
 - Verify that the vacuum cleaner's charging port is clean and free of debris.
- **Slow Charging:**
 - Ensure the adapter is the correct one for your TAGIC TG-VC06 vacuum cleaner.
 - Avoid using extension cords or power strips that may not provide sufficient power.
- **Adapter Overheating:**
 - While some warmth is normal, excessive heat indicates a potential issue. Disconnect immediately.
 - Ensure the adapter is in a well-ventilated area and not covered.
 - If overheating persists, discontinue use and contact support.

7. SPECIFICATIONS

| Feature | Specification |
|---------|---------------|
| Brand | onerbl |

| Feature | Specification |
|--------------------|--|
| Compatible Devices | TAGIC Model TG-VC06, TGVC06 Cordless Stick Vacuum Cleaner |
| Input Voltage | AC 100-240V, 50/60Hz |
| Output Voltage | 25.9V DC (compatible with 25.9V 2200mAh / 2.2Ah Li-ion batteries) |
| Power Output | Designed for devices up to 250W-300W |
| Cable Length | Approximately 76 inches (6.3 feet) |
| Protections | Over Voltage Protection, Over Heat Protection, Short-Circuit Protection, Over Current Protection |
| Manufacturer | Shenzhen Waweis Technology Co., Ltd |








Image 7.1: Front and side views of the onerbl AC/DC Adapter, highlighting its compact design.

8. WARRANTY AND SUPPORT

This onerbl AC/DC Adapter is manufactured to high-quality standards. For warranty information or technical support, please refer to the documentation provided with your purchase or contact the seller directly. Keep your purchase receipt as proof of purchase.

For further assistance, you may visit the onerbl brand page on Amazon:[onerbl Store](#)

Related Documents - TG-VC06

| | |
|---|--|
|  | <p>Regin TTC25 Triac Controller for Proportional Electric Heating</p> <p>Instruction manual for the Regin TTC25 triac controller, a 3-phase proportional electric heating controller with automatic voltage adaptation. Covers installation, wiring, technical data, settings, control principle, and troubleshooting.</p> |
|  | <p>beyerdynamic TG 1000 Digital Wireless System: Operating Instructions</p> <p>Explore the beyerdynamic TG 1000 Digital Wireless System with these comprehensive operating instructions. Learn about its advanced features, setup, and components for professional audio applications.</p> |
|  | <p>TG Series Robot Vacuum Cleaner User Manual</p> <p>User manual for the TG Series robot vacuum cleaner by TEC Group, covering setup, operation, maintenance, troubleshooting, and technical specifications.</p> |
|  | <p>Gorenje TG 30 - 200 N Water Heater Instructions</p> <p>Comprehensive instructions for the Gorenje TG 30 - 200 N series of water heaters, covering installation, usage, maintenance, and technical specifications. Includes safety precautions and troubleshooting tips.</p> |
| | <p>Anker Wireless Vertical Ergonomic Mouse Quick Start Guide</p> <p>Concise guide for the Anker Wireless Vertical Ergonomic Mouse, covering setup, features, specifications, troubleshooting, and customer support. Includes multilingual instructions and compliance information.</p> |
|  | <p>Gorenje Tiki TG 30 - 200 N: Navodila za uporabo in namestitvev</p> <p>Celovita navodila za namestitvev, varno uporabo in vzdrževanje Gorenje Tiki bojlerjev serije TG 30 N do TG 200 N, vključno s tehničnimi specifikacijami, dimenzijami in varnostnimi napotki.</p> |

