

## THOMSON Streaming Box 240

# THOMSON Google TV Streaming Box 240 User Manual

Model: Streaming Box 240

## 1. INTRODUCTION

---

The THOMSON Google TV Streaming Box 240 transforms your television into a Smart TV, offering access to a wide range of streaming services and applications. This manual provides instructions for setting up, operating, and maintaining your device to ensure optimal performance and an enhanced viewing experience.

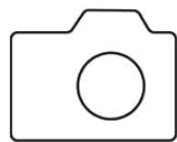


Image 1.1: THOMSON Google TV Streaming Box 240 and its remote control.

## 2. WHAT'S IN THE BOX

Please check the package contents to ensure all items are present:

- THOMSON Streaming Box 240
- Remote Control with Google Assistant
- Power Adapter
- HDMI Cable
- User Manual (this document)



Photo



Music



Video



Text

All your content on a big screen



Image 2.1: The THOMSON Streaming Box 240 and its accompanying remote control.

### 3. SETUP GUIDE

Follow these steps to set up your THOMSON Google TV Streaming Box 240:

1. **Connect to TV:** Connect one end of the HDMI cable to the HDMI port on the Streaming Box and the other end to an available HDMI input on your television.
2. **Connect Power:** Plug the power adapter into the DC IN port on the Streaming Box, then plug the adapter into a wall power outlet.

3. **Power On:** Turn on your television and select the correct HDMI input source using your TV remote. The Streaming Box should power on automatically.
4. **Initial Setup:** Follow the on-screen instructions to complete the initial setup. This includes selecting your language, connecting to your network (Wi-Fi or Ethernet), and logging in with your Google account.
5. **Pair Remote:** If prompted, pair your remote control by following the on-screen instructions. Typically, this involves holding down specific buttons on the remote near the device.

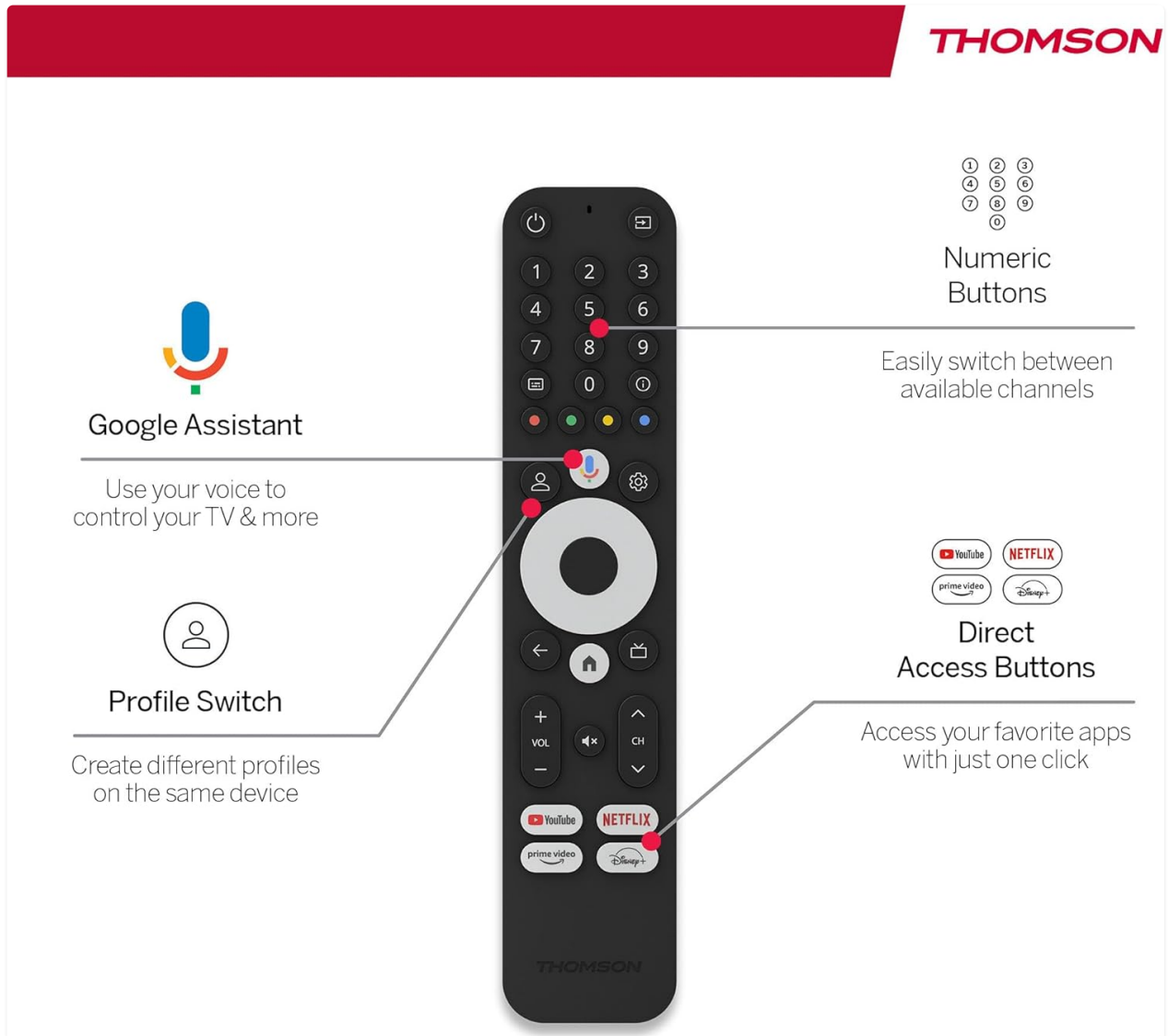


Image 3.1: Rear view of the Streaming Box 240, highlighting its connectivity ports.

## 4. OPERATING INSTRUCTIONS

### 4.1 Remote Control Overview

The ergonomic Bluetooth remote control provides easy navigation and access to features.



Supports all the latest resolutions up to 4K UHD



Image 4.1: Key features of the THOMSON Streaming Box 240 remote control.

- **Power Button:** Turns the device on or off.
- **Numeric Buttons (0-9):** Easily switch between available channels within supported applications.
- **Google Assistant Button:** Activates voice control.
- **Navigation Pad:** For menu navigation (Up, Down, Left, Right, OK).
- **Back Button:** Returns to the previous screen.
- **Home Button:** Returns to the Google TV home screen.
- **Volume Buttons:** Adjusts the volume.
- **Channel Buttons:** Changes channels within supported applications.
- **Direct Access Buttons:** One-click access to Netflix, Prime Video, YouTube, and Disney+.
- **Profile Switch Button:** Allows switching between different user profiles.





Image 4.2: Using numeric buttons on the remote for in-app channel switching.

## 4.2 Google TV Interface

Google TV combines content from various streaming services onto a single home screen, providing personalized recommendations. You can create multiple user profiles to tailor content suggestions for each family member.



Image 4.3: The Google TV interface with integrated streaming services.

### 4.3 Google Assistant

Use the built-in Google Assistant for voice control. Press the Google Assistant button on your remote and speak your commands. You can search for content, open apps, get information, and control smart home devices.





*Image 4.4: Activating Google Assistant via the remote control.*

#### **4.4 Google Cast**

With Google Cast built-in, you can wirelessly stream movies, music, and photos from your compatible smartphone, tablet, or computer directly to your TV screen.





Image 4.5: Demonstrating the Google Cast functionality.

#### 4.5 USB Media Playback

Connect a USB storage device to one of the USB 2.0 ports to view your personal photos and videos on your television.

In-App channel switching is as easy as on Live TV.  
Simply use the numeric buttons on your remote control



Image 4.6: USB media playback for various content types.

## 5. KEY FEATURES

- **4K UHD Resolution:** Experience stunningly sharp and vivid images with 4x the precision of Full HD.
- **Google TV (Android 12):** Enjoy personalized content recommendations and multiple user profiles for a customized Smart TV experience. Access popular streaming services like Netflix, Prime Video, YouTube, Disney+, and more.
- **Google Assistant:** Control your TV and search for content using voice commands.
- **Chromecast Built-in:** Wirelessly cast movies, music, and photos from compatible devices to your TV.
- **Powerful Quad-Core Processor:** Ensures smooth and fluid performance without lag.
- **Media Player:** Play your favorite photos and videos directly from a USB drive on the big screen.
- **Direct Access Buttons:** Quickly launch Netflix, Prime Video, YouTube, and Disney+ with dedicated buttons on the remote.
- **Dolby Atmos:** Delivers an immersive audio experience (requires a compatible sound device).
- **Comprehensive Connectivity:** Equipped with HDMI, 2x USB, optical digital audio, and LAN ports.
- **Convenient Network Access:** Choose between Wi-Fi or Ethernet LAN for stable internet connection.
- **Bluetooth 5.0:** Easily connect gamepads, speakers, or other external devices wirelessly.



Upgrade your existing TV,  
projector or monitor to the latest Smart TV



Image 5.1: Visual comparison of different display resolutions, highlighting 4K UHD.

## 6. CONNECTIVITY

The THOMSON Streaming Box 240 offers a variety of connection options:

- **HDMI 2.1:** For high-definition video and audio output to your television.
- **USB 2.0 (x2):** For connecting external storage devices like USB drives.
- **Ethernet (LAN):** For a stable wired internet connection.
- **Optical Audio Out:** For connecting to external audio systems with digital input.
- **Wi-Fi:** For wireless internet connectivity.
- **Bluetooth 5.0:** For pairing wireless peripherals such as game controllers, headphones, or speakers.

## 7. MAINTENANCE

To ensure the longevity and optimal performance of your Streaming Box 240, follow these maintenance guidelines:

- **Cleaning:** Gently wipe the device with a soft, dry cloth. Do not use liquid cleaners or abrasive materials.
- **Ventilation:** Ensure the ventilation openings are not blocked to prevent overheating.



- **Environment:** Avoid exposing the device to extreme temperatures, direct sunlight, high humidity, or dusty environments.
- **Power Disconnection:** Disconnect the power adapter during electrical storms or if the device will be unused for an extended period.

## 8. TROUBLESHOOTING

If you encounter issues with your THOMSON Streaming Box 240, refer to the following common solutions:

Problem	Possible Cause	Solution
No power/Device not turning on	Power adapter not connected; Power outlet not working	Check power cable connection; Try a different power outlet.
No signal on TV screen	Incorrect HDMI input selected; Loose HDMI cable	Select the correct HDMI input on your TV; Ensure HDMI cable is securely connected.
No network connection (Wi-Fi/Ethernet)	Incorrect Wi-Fi password; Router issue; Loose Ethernet cable	Verify Wi-Fi password; Restart your router; Check Ethernet cable connection.
Remote control not responding	Low battery; Remote not paired	Replace batteries; Re-pair the remote control as per initial setup instructions.
Applications freezing or slow performance	Too many apps running; Software glitch	Close unused applications; Restart the Streaming Box; Clear app cache in settings.

## 9. SPECIFICATIONS

Detailed technical specifications for the THOMSON Google TV Streaming Box 240:

Feature	Specification
Brand	THOMSON
Model Name	Streaming Box 240
Color	Black
Resolution	4K UHD (3840x2160)
Operating System	Google TV (Android 12)
RAM	2 GB
Internal Memory	8 GB
Connectivity	HDMI 2.1, 2x USB 2.0, Ethernet, Optical Audio Out, Wi-Fi, Bluetooth 5.0
Special Features	Google Assistant, Chromecast, Dolby Atmos, HDR10
Dimensions (L x W x H)	112 mm x 112 mm x 23 mm









Image 9.1: Dimensions of the Streaming Box 240 and its remote control.

## 10. WARRANTY AND SUPPORT

Your THOMSON Google TV Streaming Box 240 comes with a comprehensive **3-year manufacturer's warranty**, ensuring reliability and peace of mind.

For further assistance, technical support, or warranty claims, please visit the official THOMSON website or contact their customer service department. Keep your proof of purchase for warranty validation.

	<p><a href="#">Thomson Streaming Dongle 150 Cast with Google TV: User Manual</a></p> <p>Comprehensive user manual for the Thomson Streaming Dongle 150 Cast, featuring Google TV. Includes setup instructions, features, remote control guide, connectivity, settings, troubleshooting, and technical specifications.</p>
	<p><a href="#">STRONG LEAP-S3 PRO Premium 4K UHD Streaming TV Box - User Guide</a></p> <p>Discover the STRONG LEAP-S3 PRO, a premium 4K UHD streaming TV box powered by Google TV. This guide details its features, specifications, and connectivity options for an enhanced home entertainment experience.</p>
	<p><a href="#">STRONG LEAP-S3+ 4K UHD Google TV Box User Manual</a></p> <p>User manual for the STRONG LEAP-S3+ 4K UHD Google TV Box, covering setup, features, troubleshooting, and technical specifications. Learn how to connect, configure, and use your device for an enhanced entertainment experience.</p>
	<p><a href="#">STRONG LEAP-S3+ / LEAP-S3+V2 4K UHD Streaming TV Box User Manual</a></p> <p>User manual for the STRONG LEAP-S3+ / LEAP-S3+V2 4K UHD Streaming TV Box, covering setup, settings, features like Google Assistant and Google Cast, troubleshooting, and technical specifications.</p>
	<p><a href="#">THOMSON Streaming Box Plus 270 User Manual</a></p> <p>A comprehensive user manual for the THOMSON Streaming Box Plus 270, covering setup, features, remote control operation, Google TV integration, settings, troubleshooting, and technical specifications.</p>
	<p><a href="#">Salt TV Box Handbuch: Einrichtung und Bedienung</a></p> <p>Umfassendes Benutzerhandbuch für die Salt TV Box. Erfahren Sie alles über Einrichtung, Bedienung, Funktionen, Apps, Aufnahmen und Einstellungen für Ihr Android TV-Erlebnis.</p>



THOMSON

Google TV

Hey Google

### [pdf] User Manual Frequently Asked Questions

Thomson streaming box 240 UM AR indd User Manual 240G Manuals Downloads 17102024 streamview media a4 49 6d 1733126357 |||

Hey Google 240 4 3 .1 4 .2 4 .3 4 .1.3 4 3.2 .2.3 5 .3.3 ... / Internet Power HDMI Digital audio 4 3 .3. // : : / \* . .Thomson **Streaming Box 240** : : : : : Google : : 9...

lang:en score:38 filesize: 1.52 M page\_count: 12 document date: 2024-10-17

THOMSON

Google TV

Hey Google

### Thomson Streaming Box 240 4K UHD User Manual

This user manual provides comprehensive instructions for the Thomson Streaming Box 240 4K UHD. It covers safety information, introduction to the device, setup and installation, app management, Bluetooth connectivity, casting content via Chromecast, using Google Assistant, display and sound settings, USB playback, software updates, frequently asked questions, and technical specifications.

lang:en score:38 filesize: 1.52 M page\_count: 13 document date: 2024-10-17

THOMSON

Google TV

Hey Google

### [pdf] User Manual Frequently Asked Questions

Thomson streaming box 240 UM AR indd User Manual Manuals and Software 25092024 v 1751274127 cdn shopify s files 1 0914 4234 8381 |||

Hey Google 240 4 3 .1 4 .2 4 .3 4 .1.3 4 3.2 .2.3 5 .3.3 ... es connected to the TV or Live TV The button only works when the Smart RCU function of the\* Thomson **Streaming Box 240G** is activated Numeric Buttons: Enter a number or a letter in the text box on the s...

lang:en score:30 filesize: 1.52 M page\_count: 12 document date: 2024-09-25



[pdf] User Manual Frequently Asked Questions

Microsoft Word Thomson streaming box 240 UM FR 06112024 Eralp Sezen Hey Google A1r1row6eLL ref dp product quick view m media amazon images I |||

Hey Google **Streaming Box 240** 4K UHD Manuel de l'utilisateur Contenu 1. Scurit et informations sur les produits 3 2. Introduction 4 3. Botier de diffusion en continu 4 3.1. Face avant 4 3.2. Panneau arrire 4 3.3. Tlcommande 5 4. Installation 6 4.1. Contenu de l emballage 6 4.2...

lang:fr score:25 filesize: 1.37 M page\_count: 14 document date: 2024-11-06



[pdf] User Manual Frequently Asked Questions

User Manual streaming box 240G NO Manuals Downloads Thomson UM 22042024 streamview media 2a 67 e0 1713875737 ||| ||| Hey Google Streaming Box 240G 4K UHD Brukerhndbok Innhold 1. Sikkerhets- og produktinformasjon 3 2. Introduksjon 4 3. Strmmeboks 4 3.1. Frontpanel 4 3.2. Bakre panel 4 3.3.

Fjernkontroll 5 4. Installasjon 6 4.1. Innhold i esken 6 4.2. Oppse

Hey Google **Streaming Box 240G** 4K UHD Brukerhndbok Innhold 1. Sikkerhets- og produktinformasjon 3 2. Introduksjon 4 3. Strmmeboks 4 3.1. Frontpanel 4 3.2. Bakre panel 4 3.3. Fjernkontroll 5 4. Installasjon 6 4.1. Innhold i esken 6 4.2. Oppsett 6 4.3. Paring av fjernkontroll 8 ...

lang:no score:20 filesize: 1.16 M page\_count: 13 document date: 2024-04-22



[pdf] Press Release

Palina Ivancha Press ReleaseDownloadcenter Streaming Box 2402024 THOMSON 240 ENcdn shopify s files 1 0914 4234 8381 2024 EN v 1756668720 |||

Next-Generation Viewing: THOMSON Electronic Introduces 4K UHD Google TV Streaming Box Discover a world of unlimited entertainment with the THOMSON **Streaming Box 240**. The elegant black box allows you to turn your TV into a Smart TV within a snap. Numerous connection options for a soundbar, projector,...

lang:en score:17 filesize: 66.75 K page\_count: 2 document date: 2025-01-10