

CubicFun MC284h

CubicFun 3D Eiffel Tower Puzzle (Model MC284h) Assembly Manual

Brand: CubicFun | Model: MC284h

1. INTRODUCTION

This manual provides detailed instructions for the assembly of the CubicFun 3D Eiffel Tower Puzzle, Model MC284h. This educational 3D puzzle is designed to enhance concentration, creativity, and problem-solving skills for users of various ages. The puzzle consists of pre-cut paper and foam pieces that fit together without the need for glue or additional tools, forming a realistic 3D replica of the Eiffel Tower.

2. PRODUCT OVERVIEW

2.1 Features

- Enhanced Design:** This improved 3D Eiffel Tower puzzle reaches an impressive height of 97 cm (38 inches) and features rich, exquisite details.
- Quality Materials:** Constructed from high-quality EPS cardboard, each piece is precisely interlocked for a simple assembly process.
- Tool-Free Assembly:** No tools or glue are required for construction.
- Educational Benefits:** Enhances hand-eye coordination, fine motor skills, spatial thinking, and problem-solving abilities.

2.2 Components

The CubicFun 3D Eiffel Tower Puzzle package includes the following items:

- Pre-cut 3D puzzle sheets made from durable materials.
- Colorful assembly instructions with illustrative photographs.

WHAT'S IN THE BOX



This image displays the complete contents of the product packaging, including the pre-cut puzzle sheets made from durable materials and the colorful assembly instructions.



This image displays the fully assembled CubicFun 3D Eiffel Tower Puzzle, highlighting its detailed structure and significant height, making it a prominent display piece.

3. ASSEMBLY INSTRUCTIONS

Follow these steps carefully to assemble your CubicFun 3D Eiffel Tower Puzzle:

1. Refer to the provided instruction manual. Each puzzle piece is numbered to assist with assembly.
2. Before assembly, it is recommended to pre-punch or 'drill' all interlocking holes.
3. To ensure clear identification of each piece, do not detach all pieces at once. Only remove the pieces

required for the current assembly step.

3.1 Assembly Tips

- Assemble with patience and care. Avoid forcing two pieces or components together, as this may cause damage.
- Each puzzle piece has two sides and can be folded in one direction. Ensure the correct side of the pieces faces outwards for proper appearance and fit.

HOME DECOR

Decorate Your Home
with the Romantic Eiffel Tower



This image illustrates the assembly process, showing how individual pieces interlock and emphasizing the clear, step-by-step instructions provided to guide users through construction.

ENJOY 3D PUZZLES WITH YOUR FAMILY



This image shows multiple individuals collaborating on the puzzle, demonstrating its suitability for family activities and shared engagement.

4. MAINTENANCE

To ensure the longevity and appearance of your assembled 3D puzzle:

- Keep the assembled model in a dry environment, away from direct sunlight or excessive humidity, which can damage the paper and foam materials.
- Dust the model gently with a soft, dry cloth or a soft brush to maintain its clean appearance. Avoid using liquids or abrasive cleaners.
- Handle the model with care to prevent accidental damage or detachment of pieces.

5. TROUBLESHOOTING

If you encounter any issues during assembly, consider the following:

- **Difficulty with piece fit:** Ensure you are using the correct pieces for the current step by checking the numbering and the instruction diagrams. Do not force pieces; gently adjust or re-examine the orientation.

- **Missing pieces:** Double-check the packaging and work area. If a piece is genuinely missing, contact CubicFun customer support for assistance.
- **Structural instability:** Review previous steps to ensure all connections are secure and pieces are fully interlocked. Sometimes a loose connection early in the build can affect stability later.

6. SPECIFICATIONS

Specification	Detail
Product Dimensions (L x W x H)	44.45 x 13.72 x 0.1 cm (unassembled sheets); Assembled height: 97 cm
Weight	3.12 kilograms
Recommended Age	3 years and up (Manufacturer's recommendation)
Educational Value	Enhances cognitive skills and problem-solving abilities through interactive 3D puzzle construction.
Manufacturer Reference	MC284h
Number of Pieces	500
Assembly Required	Yes
Batteries Required/Included	No
Main Material	Paper (EPS cardboard)
Color	Brown
Theme	Eiffel Tower

PRODUCT UPGRADE



Detailed Upgrade
Well-constructed, Sophisticated Design

Material Upgrade
Laser-Engraved Special Cardboard ,
Metallic Look

Detailed views of the puzzle's structure, highlighting the sophisticated design, laser-engraved special cardboard, and metallic appearance of the finished model.

7. SAFETY INFORMATION







This product is intended for assembly as described. Please observe the following safety guidelines:

- **Choking Hazard:** Contains small parts. Not suitable for children under 3 years due to potential choking hazards. Adult supervision is recommended for younger users.
- **Sharp Edges:** While pieces are designed with rounded edges, exercise caution during handling to avoid any potential minor cuts from paper edges.
- **Material Safety:** The puzzle is made from paper and foam materials. Do not ingest any parts.

8. WARRANTY AND SUPPORT

Information regarding specific product warranty or dedicated support channels is not explicitly provided in the product details. For any inquiries or assistance, please refer to the contact information provided on the product packaging or the official CubicFun website.

Related Documents - MC284h

 <p>Titanic 3D Puzzle L521h - Assembly and Safety Information</p> <p>Detailed information for the L521h Titanic 3D Puzzle, including age recommendations, dimensions, piece count, battery requirements, and crucial safety warnings for assembly and battery usage. Content is provided in English, Spanish, and Portuguese, with English as the primary language.</p>	
 <p>SGS Test Report: CubicFun 3D Puzzle ASTM F963-17 Compliance</p> <p>This SGS test report details the compliance of a CubicFun 3D Puzzle with the ASTM F963-17 Standard Consumer Safety Specification for Toy Safety, including tests for flammability, heavy elements, and soluble heavy metals.</p>	
 <p>SGS Test Report: CubicFun 3D Puzzles - Lead and Phthalate Compliance</p> <p>Official SGS test report detailing the compliance of CubicFun 3D Puzzles with US CPSIA and California Proposition 65 standards for lead and phthalates. Results indicate compliance.</p>	
 <p>Neuschwanstein Castle 3D Puzzle DS0990h - Product Information</p> <p>Detailed information for the Neuschwanstein Castle 3D Puzzle, model DS0990h. Includes safety warnings, dimensions, and manufacturer details in English, Spanish, and Portuguese.</p>	
 <p>CubicFun 2021 Catalogue: 3D Puzzles</p> <p>Explore the CubicFun 2021 catalogue featuring a wide range of 3D puzzles, including Harry Potter licensed models, National Geographic landmarks, and various cityscapes. Discover detailed model information and product codes.</p>	
 <p>CubicFun 2023 Catalogue: 3D Puzzles of Landmarks, Vehicles, and More</p> <p>Explore the CubicFun 2023 Catalogue featuring a wide range of 3D puzzles, including iconic landmarks from National Geographic, historical ships, vehicles, dinosaurs, and dollhouses. Discover detailed models with precise dimensions and piece counts.</p>	

