

Safety 1st B0CT6BLSY4

Safety 1st Grow and Go Rotating High Chair User Manual

Model: B0CT6BLSY4

Brand: Safety 1st

1. INTRODUCTION

This manual provides essential information for the safe and proper use, assembly, and maintenance of your Safety 1st Grow and Go Rotating High Chair. Please read all instructions carefully before assembly and use, and keep this manual for future reference.

2. SAFETY INFORMATION

WARNING: Failure to follow these warnings and instructions could result in serious injury or death.

- Always secure your child in the restraint system.
- Never leave child unattended.
- Ensure the high chair is fully assembled and all locking mechanisms are engaged before placing a child in it.
- Do not use the high chair if any components are broken or missing.
- Keep children away from the high chair during assembly.
- Maximum weight recommendation: 50 lbs.

3. PRODUCT FEATURES

The Safety 1st Grow and Go Rotating High Chair is designed to adapt to your child's growth, offering multiple configurations for various stages.

- **9-in-1 Versatility:** Grows with your child from infant to toddler (up to 5 years or 50 lbs).
- **360° Rotating Seat:** Allows for easy feeding access in an upright position.
- **Multiple High Chair Modes:** Infant mode with 3 recline positions, and upright mode with or without tray (0-3 years; up to 40 lbs).
- **Booster Modes:** Infant mode and toddler mode (without tray) for use at dining tables (6 months-5 years; up to 50 lbs).
- **Big Kid Modes:** Transforms into a low stool, table and low stool, and high stool (3-5 years; up to 50 lbs).

lbs).

- **Simultaneous Seating:** Booster and stool can be used concurrently to seat two children (each up to 50 lbs).
- **Easy Cleaning:** Features a dishwasher-safe insert tray and a machine-washable seat cover.
- **Adjustable Footrest:** 2-position adjustable footrest for comfort.



Image: The Safety 1st Grow and Go Rotating High Chair in its full high chair configuration, with an arrow indicating the 360-degree rotation feature.

Video: An overview of the Safety 1st Grow and Go Rotating High Chair's key features, including its various modes and ease of use.

4. SETUP AND ASSEMBLY

Detailed assembly instructions are provided in the product packaging. Ensure all parts are present and undamaged before beginning assembly. Tools required may vary, but typically include a screwdriver for secure fastening.

1. Unpack all components and verify against the parts list in your product packaging.
2. Attach the legs to the main high chair frame, ensuring they click securely into place.

3. Install the footrest at the desired height.
4. Place the seat unit onto the frame, ensuring it is properly aligned and locked.
5. Attach the seat cover and infant insert (if applicable).
6. Slide the tray onto the high chair until it locks into position.
7. Perform a final check to ensure all connections are secure and the high chair is stable.



High
chair seat
rotates 360°
(in an upright
position)

Image: Front view of the high chair, illustrating its assembled structure.

5. OPERATING MODES

5.1. High Chair Modes (0-3 years; up to 40 lbs)

- **Infant Mode:** Use with the seat reclined in one of the three available positions. Ideal for younger infants who require more support.
- **Upright Mode with Tray:** For infants who can sit unassisted. The seat can rotate 360 degrees for convenient access.
- **Upright Mode without Tray:** Allows the high chair to be pulled directly up to a dining table.



Image: Visual representation of the three high chair modes: Infant, Upright with tray, and Upright without tray.

5.2. Booster Modes (6 months-5 years; up to 50 lbs)

The high chair seat can be detached and used as a booster seat, secured to an adult dining chair.

- **Infant Booster Mode:** Provides a secure seating option for younger children at the table.
- **Toddler Booster Mode (without tray):** Allows older toddlers to sit comfortably at the dining table with the family.



Image: Diagram showing the infant and toddler booster modes, designed for attachment to a standard dining chair.

5.3. Big Kid Modes (3-5 years; up to 50 lbs)

The high chair base can be reconfigured to create independent seating solutions.

- **Low Stool:** A standalone low stool for independent seating.
- **Table and Low Stool:** The high chair base converts into a small table with a low stool.
- **High Stool:** A taller stool option for older children.



Image: Illustrations of the three big kid modes: low stool, table and low stool, and high stool.

Video: A demonstration of the Safety 1st Grow and Go High Chair's various configurations and adaptability for different age groups.

6. CLEANING AND MAINTENANCE

- **Seat Cover:** The seat cover is machine-washable. Refer to the care label for specific washing instructions.
- **Insert Tray:** The insert tray is dishwasher-safe for convenient cleaning.
- **Frame and Plastic Parts:** Wipe clean with a damp cloth and mild soap. Do not use abrasive cleaners or solvents.
- **Harness:** The harness straps can be wiped clean. For deeper cleaning, follow instructions for removing and reattaching the harness.



Image: A close-up of the high chair seat, highlighting the removable and washable seat cover and harness covers for easy cleaning, along with a storage pouch.

7. TROUBLESHOOTING

- **High Chair Instability:** Ensure all legs are fully extended and locked into position. Check that the seat unit is correctly attached to the frame.
- **Tray Not Attaching:** Verify that the tray is aligned with the grooves on the high chair and pushed in until it clicks. Ensure no obstructions are present.
- **Harness Adjustment:** Refer to the assembly instructions for proper harness adjustment to ensure a snug and secure fit for your child.
- **Difficulty Rotating Seat:** Ensure the seat is in an upright position and the rotation lock (if applicable)

is disengaged.

8. SPECIFICATIONS

Attribute	Value
Product Dimensions	29.5"D x 29"W x 39.5"H
Maximum Weight Recommendation	50 Pounds
Material Composition	Plastic, Polyester, Foam
Item Weight	17.4 Pounds
Is Portable	Yes
Color	Navy Ink



Image: Diagram showing the overall dimensions of the Safety 1st Grow and Go Rotating High Chair.







9. WARRANTY AND SUPPORT

For warranty information, product registration, or customer support, please visit the official Safety 1st website or contact their customer service department. Keep your proof of purchase for any warranty claims.

Brand: Safety 1st

Website: [Visit the Safety 1st Store on Amazon](#)

Related Documents - B0CT6BLSY4

	<p>Safety 1st 3-in-1 Grow and Go High Chair HC267 User Guide and Assembly Instructions</p> <p>Comprehensive user guide and assembly instructions for the Safety 1st 3-in-1 Grow and Go High Chair (Model HC267). Learn how to assemble, operate, care for, and understand the warranty for this versatile high chair.</p>
	<p>Safety 1st Grow and Go All-in-One Convertible Car Seat User Manual</p> <p>User manual for the Safety 1st Grow and Go All-in-One Convertible Car Seat (Model 4358-8217A). This guide provides detailed instructions on installation, usage in rear-facing, forward-facing, and booster modes, safety features, and maintenance for optimal child protection.</p>
	<p>Safety 1st Turn & Go 360 DLX Convertible Car Seat User Manual</p> <p>Comprehensive user manual for the Safety 1st Turn & Go 360 DLX Rotating All-in-One Convertible Car Seat, covering rear-facing, forward-facing, and booster modes, installation, and safety instructions.</p>
	<p>Safety 1st Sweet Safe Gr. 0/1 User Manual</p> <p>Comprehensive user manual and safety guide for the Safety 1st Sweet Safe car seat, covering installation, usage, and warranty information for groups 0 and 1.</p>
	<p>Safety 1st Timba High Chair Instructions and Warranty</p> <p>Comprehensive guide for the Safety 1st Timba high chair, covering assembly, usage, and warranty information. Ensure optimal safety and comfort for your child.</p>
	<p>Safety 1st Deluxe Healthcare & Grooming Kit IH496 User Manual</p> <p>Comprehensive user manual for the Safety 1st Deluxe Healthcare & Grooming Kit (Model IH496), detailing the use, care, and features of each included item for infant and child health and hygiene. Includes instructions for nail clippers, brush and comb, toothbrush, digital thermometer, medicine dispenser, nasal aspirator, and more.</p>