

[Manuals.plus](#) /

> [ESR](#) /

> ESR Ascend Keyboard Case User Manual for iPad Pro 13-inch (M5/M4)

## ESR 6B005

# ESR Ascend Keyboard Case User Manual

Model: 6B005 | Brand: ESR

Compatible with iPad Pro 13-inch (M5 2025, M4 2024)

## 1. COMPATIBILITY

This ESR Ascend Keyboard Case (Model 6B005) is specifically designed for the following iPad Pro 13-inch models:

- iPad Pro 13-inch (M5, 2025): Model numbers A3360, A3361, A3362
- iPad Pro 13-inch (M4, 2024): Model numbers A2925, A2926, A3007

**Important: This keyboard case is not compatible with iPad Pro 12.9-inch (6th/5th/4th/3rd Gen) or any other iPad models.**

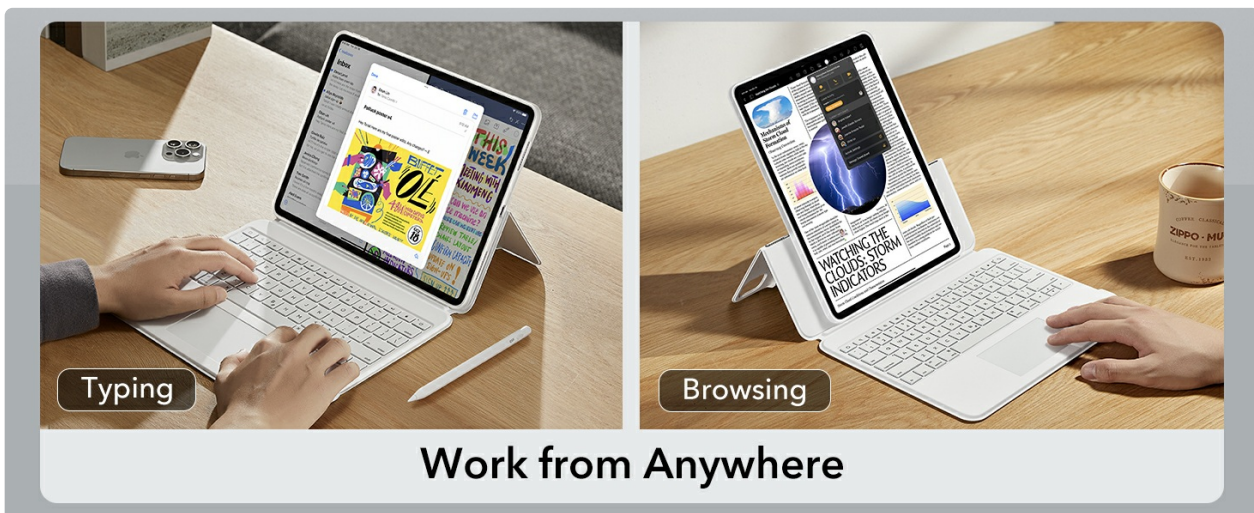


Figure 1: Compatibility check for iPad Pro 13-inch (M5/M4) and older 12.9-inch models. Please verify your iPad model number before use.

## 2. SETUP INSTRUCTIONS

---

### 2.1 Attaching Your iPad

1. Ensure your iPad is clean and free of debris.
2. Align your iPad with the magnetic back case. The magnets will securely attach the iPad to the case.
3. The keyboard base is also magnetic and will connect to the back case, forming a stable workstation.

### 2.2 Bluetooth Pairing

1. Turn on the keyboard using the power switch, usually located on the side or back of the keyboard.
2. On your iPad, go to **Settings > Bluetooth**.
3. Enable Bluetooth. Your iPad will search for nearby devices.
4. Select "ESR Keyboard" or a similar name from the list of available devices.
5. Follow any on-screen prompts to complete the pairing process. A successful connection will be indicated on your iPad.

### 2.3 Initial Charging

Before first use, fully charge the keyboard using the included USB-C data cable. Connect the cable to the keyboard's charging port and a compatible USB power adapter (not included).

## 3. OPERATING INSTRUCTIONS

---

### 3.1 Adjustable Stand

The case features a fully adjustable stand, allowing you to set your iPad at any angle between 15° and 180° for optimal viewing and typing comfort.



Figure 2: Adjusting the stand to your preferred viewing angle.

### 3.2 Portrait and Landscape Viewing

Easily switch your iPad between portrait and landscape orientations. The magnetic design allows for quick reorientation to suit your task, whether editing documents or browsing content.



Figure 3: Using the keyboard case in both landscape for typing and portrait for browsing.

### 3.3 Precision Multi-touch Trackpad

The integrated trackpad supports multi-touch gestures for enhanced productivity. Common gestures include clicking, scrolling, zooming, and navigating to the home screen.



Figure 4: Multi-touch trackpad gestures for efficient navigation.

### 3.4 Backlit Keys

The keyboard features customizable backlit keys with ideal bounce for smooth and accurate typing, even in low-light conditions. Refer to the keyboard's function keys for adjusting brightness and color settings.



Figure 5: Backlit keys for comfortable typing day or night.

### 3.5 Adaptive Protection and Detachable Case

The magnetic shell case provides adaptive protection for your iPad. It allows for quick transition from a workstation setup to a mobile tablet, keeping your iPad protected with or without the keyboard attached.



Figure 6: The detachable magnetic back case offers flexible protection.

### 3.6 Pencil Protection

The case includes a secure magnetic clasp to protect your Apple Pencil when not in use, ensuring it stays attached and charged.

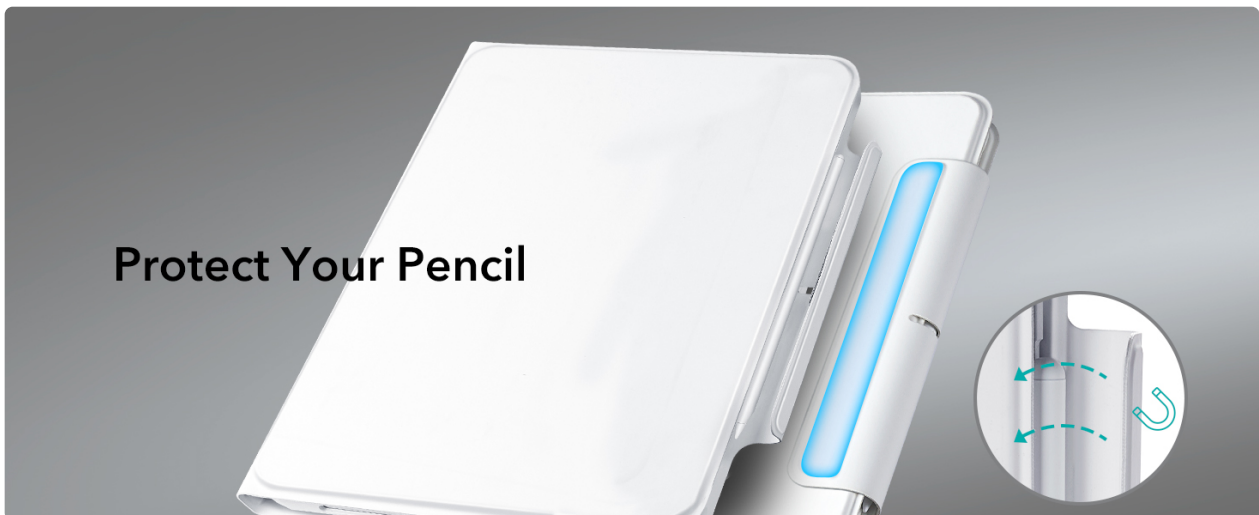


Figure 7: Magnetic clasp for securing and protecting your Apple Pencil.

## 4. BATTERY LIFE AND CHARGING

The keyboard is designed for extended use on a single charge:

- **Standby:** Up to 1 year
- **Daytime use:** Up to 3 months (2 hours a day with backlit keys off)
- **Nighttime use:** Up to 2 weeks (2 hours a day with backlit keys on)

Recharge the keyboard using the provided USB-C data cable when the battery is low.

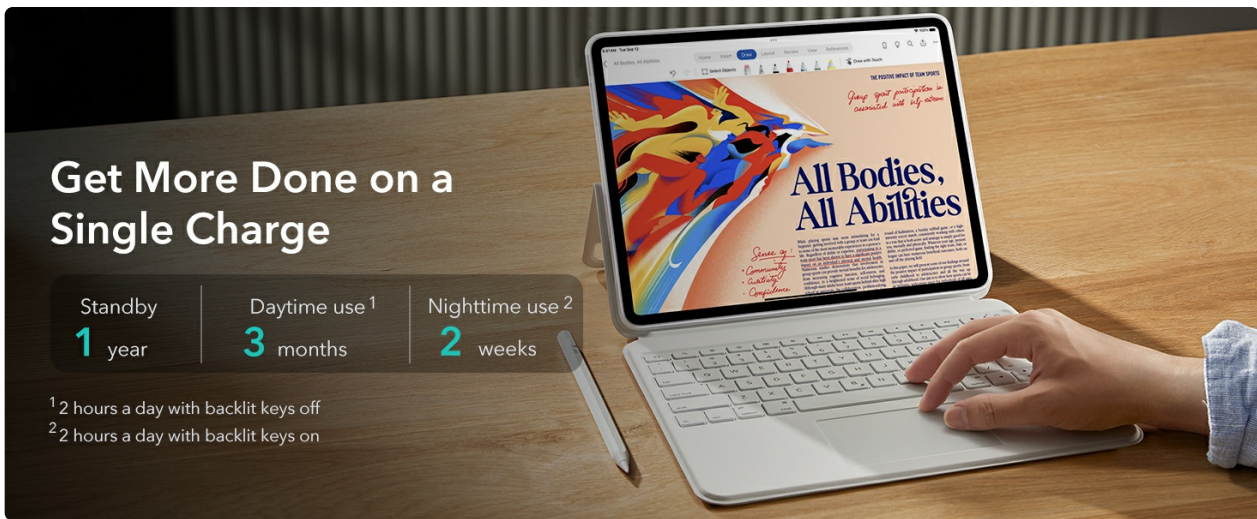


Figure 8: Estimated battery life for the ESR Ascend Keyboard Case.

## 5. MAINTENANCE

### 5.1 Cleaning

To clean the keyboard case, gently wipe it with a soft, slightly damp cloth. Avoid using harsh chemicals or abrasive materials, as these may damage the surface. Ensure the charging port is dry before charging.

### 5.2 Storage

When not in use for extended periods, store the keyboard case in a cool, dry place. It is recommended to fully charge the keyboard before storing to maintain battery health.

## 6. TROUBLESHOOTING

### 6.1 Keyboard Not Connecting via Bluetooth

- Ensure the keyboard is powered on and fully charged.
- Check that Bluetooth is enabled on your iPad.
- Forget the device in your iPad's Bluetooth settings and attempt to re-pair.
- Restart both your iPad and the keyboard.

### 6.2 Keys or Trackpad Not Responding

- Ensure the keyboard is properly connected via Bluetooth.
- Check the keyboard's battery level.
- Clean the keyboard and trackpad surface to remove any debris.
- If the issue persists, try restarting your iPad and the keyboard.

### 6.3 iPad Does Not Fit or is the Wrong Size

Refer to the compatibility section (Section 1) to ensure your iPad model is supported. If you have received an incorrect size or model, please contact customer support for assistance.

Your browser does not support the video tag.

Video 1: Guide on how to address incorrect size or fit issues, and how to contact customer support.

## 7. SPECIFICATIONS

Feature	Detail
Brand	ESR
Model Number	6B005
Compatible Devices	iPad Pro 13" (M5/M4, 2025/2024)
Connectivity Technology	Bluetooth
Keyboard Description	Detachable
Recommended Uses	Business
Color	White
Keyboard Backlighting	Single Color
Style	US English
Material	Aluminum, Polycarbonate, Polyurethane (PU)
Included Components	USB-C Data Cable
Power Source	Passive
Switch Type	Membrane
Keyboard Layout	QWERTY
Number of Keys	78
Water Resistance Level	Not Water Resistant
Minimum Required OS	iPadOS 13

## 8. WARRANTY INFORMATION

ESR products are covered by a manufacturer's warranty. For specific warranty terms and conditions, please refer to the product packaging or the official ESR website. Keep your proof of purchase for warranty claims.

## 9. CUSTOMER SUPPORT

For technical support, replacement parts, or any other inquiries regarding your ESR Ascend Keyboard Case, please contact ESR customer service. You can typically find support options through your purchase platform or by visiting the official ESR support website.

Your browser does not support the video tag.

Video 2: Official product overview of the ESR iPad Pro 13-inch Keyboard Case, highlighting key features and functionality.

To contact support via Amazon:

1. Go to your Orders page on Amazon.
2. Select the ESR Ascend Keyboard Case order.
3. Click on "Get Product Support" or "Contact the Manufacturer" to access support options, including

visiting the ESR support website.

© 2026 ESR. All rights reserved.