

## ION Audio Total PA Ultimate

# ION Audio Total PA Ultimate Bluetooth Speaker and PA System User Manual

## INTRODUCTION

---

This manual provides essential information for the safe and effective operation of your ION Audio Total PA Ultimate Bluetooth Speaker and PA System. Please read these instructions thoroughly before using the product and retain them for future reference. The Total PA Ultimate is a high-powered, portable sound system designed for various audio applications, featuring Bluetooth connectivity, integrated lighting effects, and microphone inputs for performances and events.





Image: Front view of the ION Audio Total PA Ultimate Bluetooth Speaker, showcasing its speaker grille and integrated multi-color lighting.

## SAFETY INFORMATION

---

- **Electrical Safety:** Always connect the unit to a grounded power outlet. Do not expose the unit to rain or moisture. Do not use near water.
- **Ventilation:** Ensure proper ventilation. Do not block any ventilation openings. Install in accordance with the manufacturer's instructions.
- **Heat:** Do not install near any heat sources such as radiators, heat registers, stoves, or other apparatus (including amplifiers) that produce heat.
- **Power Cord:** Protect the power cord from being walked on or pinched, particularly at plugs, convenience receptacles, and the point where they exit from the apparatus.

- **Cleaning:** Clean only with a dry cloth.
- **Servicing:** Refer all servicing to qualified service personnel. Servicing is required when the apparatus has been damaged in any way, such as power-supply cord or plug is damaged, liquid has been spilled or objects have fallen into the apparatus, the apparatus has been exposed to rain or moisture, does not operate normally, or has been dropped.

## PACKAGE CONTENTS

---

Verify that all items listed below are included in your package:

- ION Audio Total PA Ultimate Speaker
- Power Cable
- Speaker Stand
- Microphone Holder
- 2 Microphones
- 2 Microphone Cables



Image: The ION Audio Total PA Ultimate speaker shown with its included speaker stand and two microphones.

## PRODUCT OVERVIEW

The Total PA Ultimate features a robust design with various inputs and controls for versatile audio management. Key components include:

- **Multi-Colored Lights:** Integrated LED lights that provide dynamic visual effects.
- **Built-in Handles and Wheels:** For easy transportation of the unit.
- **Multi-Channel Mixer:** Allows for control over various audio inputs.
- **USB Playback:** Port for playing recorded material from a USB drive.
- **USB Charge Port:** For charging mobile devices.
- **XLR/1/4" Microphone/Instrument Inputs:** Connect microphones or instruments.
- **Auxiliary Input:** 3.5mm input for connecting non-Bluetooth devices.
- **One-Touch User Interface:** Simple control knob for sound adjustments.
- **Ultimate Bass Ports:** Precision-engineered for enhanced bass response.
- **Sonic Wide Audio:** Technology designed to provide premium sound to the front, left, and right of the speaker.




**CONNECT YOUR  
INSTRUMENT OR  
MICROPHONE**

**USB PLAYBACK TO PLAY  
RECORDED MATERIAL**

**LINK 2 FOR  
STEREO SOUND**

**MASTER YOUR SOUND  
WITH INTEGRATED  
MULTI-CHANNEL MIXER**



**MULTI-COLORED  
LIGHTS**



**BUILT-IN  
HANDLES**

Image: Diagram highlighting key features of the ION Audio Total PA Ultimate, including inputs for instruments/microphones, USB playback, stereo link capability, multi-channel mixer, multi-colored lights, and built-in handles.

## SETUP

---

## 1. Power Connection

1. Ensure the power switch on the Total PA Ultimate is in the OFF position.
2. Connect the included power cable to the power input on the speaker and then to a grounded power outlet.

## 2. Speaker Stand Assembly

1. Unfold the legs of the speaker stand until they are fully extended and stable.
2. Adjust the height of the stand to your desired level and secure it with the locking pin and knob.
3. Carefully place the Total PA Ultimate speaker onto the top pole of the stand.

## 3. Microphone Connection

1. Connect the included microphone cables to the XLR or 1/4" microphone inputs on the speaker.
2. Place the microphones into the built-in microphone holders for convenient access.

## 4. Bluetooth Pairing

1. Power on the Total PA Ultimate. The Bluetooth indicator will flash, indicating it is in pairing mode.
2. On your Bluetooth-enabled device, navigate to the Bluetooth settings and select "ION Audio Total PA Ultimate" from the list of available devices.
3. Once paired, the Bluetooth indicator will glow solid, and you will hear an audible confirmation.

## 5. Wireless Stereo-Link (Connecting Two Speakers)

To achieve stereo sound, you can wirelessly connect two Total PA Ultimate speakers:

1. Ensure both Total PA Ultimate speakers are powered on and not connected to any Bluetooth device.
2. On one speaker (this will be the primary speaker), press and hold the Link button. The Link indicator will flash.
3. On the second speaker (this will be the secondary speaker), press and hold the Link button. The Link indicator will flash.
4. The two speakers will automatically link. The Link indicator on both speakers will glow solid, and you will hear an audible confirmation.
5. Now, pair your Bluetooth device to the primary speaker as described in step 4. Audio will play in stereo across both linked speakers.



Image: Two ION Audio Total PA Ultimate speakers positioned side-by-side, illustrating their wireless stereo-link capability with an arrow indicating the connection.

## 6. ION Sound Control App

Download the ION Sound Control app from your device's app store to customize audio and lighting settings remotely.

## OPERATING INSTRUCTIONS

---

### 1. Power On/Off

Press the Power button to turn the speaker ON or OFF.

### 2. Bluetooth Audio Streaming

After pairing your device (see Setup section), begin playing audio from your Bluetooth device. Control playback and volume from your device or the speaker's master volume knob.

### 3. USB Playback

1. Insert a USB flash drive containing compatible audio files into the USB port.
2. The speaker will automatically detect the USB drive and begin playback.
3. Use the control knob or app to navigate tracks and adjust volume.

#### 4. Microphone Usage and Echo Effects

1. Connect microphones to the designated inputs.
2. Adjust the microphone volume using the dedicated gain control on the mixer.
3. Activate and adjust the echo effects for vocals using the appropriate control on the mixer or via the app.



Image: The ION Audio Total PA Ultimate speaker in a performance setting, with a person singing into a microphone and another playing a guitar, demonstrating its use for live audio.

#### 5. Auxiliary Input

Connect non-Bluetooth audio devices using a 3.5mm auxiliary cable to the AUX input.

#### 6. Lighting Effects (Edge Glow)

The Edge Glow technology offers 10 distinct light modes. Press the Light Mode button to cycle through the available effects. The lights can dance in sync with the music.



Image: The ION Audio Total PA Ultimate speaker illuminated with vibrant blue Edge Glow lighting, highlighting its visual effects.

## 7. Multi-Channel Mixer

Utilize the integrated mixer to adjust individual input levels and the master volume for overall sound control.

## 8. Portability

The built-in handles and rugged wheels facilitate easy transportation of the speaker. Tilt the unit back and pull it using the extendable handle.



## BUILT-IN HANDLES AND WHEELS



Image: A person pulling the ION Audio Total PA Ultimate speaker using its built-in extendable handle and wheels, demonstrating its portability.

## MAINTENANCE

---

### Cleaning

- Disconnect the power cable before cleaning.
- Use a soft, dry cloth to clean the exterior surfaces of the speaker.
- Do not use abrasive cleaners, waxes, or solvents.

### Storage

- Store the speaker in a cool, dry place away from direct sunlight and extreme temperatures.

- If storing for an extended period, ensure the unit is clean and properly packed.

## TROUBLESHOOTING

Problem	Possible Solution
No power	Ensure the power cable is securely connected to the speaker and a working power outlet. Check the power switch.
No sound from speaker	Check the master volume and individual input volumes. Ensure the audio source is playing and connected correctly (Bluetooth, USB, Aux).
Bluetooth device will not connect	Ensure the speaker is in Bluetooth pairing mode. Turn off Bluetooth on your device and turn it back on. Try forgetting the device from your Bluetooth settings and re-pairing. Ensure no other devices are currently paired.
Microphone not working	Ensure the microphone is securely connected to the input. Check the microphone's volume control on the mixer. Test with another microphone if available.
Lights not working or stuck	Press the Light Mode button to cycle through modes. If unresponsive, power cycle the unit.
Stereo-Link not working	Ensure both speakers are powered on and not connected to any Bluetooth device before initiating the Stereo-Link process. Follow the linking steps carefully.

## SPECIFICATIONS




Feature	Specification
Manufacturer	ION Audio
Model	Total PA Ultimate
Power Output	650-Watt Bi-Amplified Sound System
Woofer Size	12 inches (304.8mm)
Tweeter Size	1 inch (25.4mm)
Bluetooth Version	5.0
Bluetooth Range	Up to 100 ft (30.5 m)
Connectivity Technology	XLR, Bluetooth
Audio Inputs	XLR microphone inputs, 1/4" instrument inputs, RCA or auxiliary inputs, Bluetooth




Feature	Specification
Number of Channels	3
Compatible Devices	Smartphone, Tablet, Laptop, MP3 Player, Microphone, Guitar
Mounting Type	Floor Standing
Color	Black
UPC	659680633505
ASIN	B0CT42N7K4

## WARRANTY AND SUPPORT


For warranty information and technical support, please refer to the documentation provided with your purchase or visit the official ION Audio website. You can also contact their customer service for assistance with product registration, troubleshooting, or service inquiries.

### Related Documents - Total PA Ultimate

	<p><a href="#">ION Total PA Ultimate Quickstart Guide</a></p> <p>A quickstart guide for the ION Total PA Ultimate speaker, covering setup, app connection, sound customization, and safety instructions.</p>
	<p><a href="#">ION Audio Total PA™ Ultimate User Guide - Setup, Features, Operation, and Troubleshooting</a></p> <p>Comprehensive user guide for the ION Audio Total PA™ Ultimate speaker system, covering setup, features, operation, troubleshooting, and technical specifications.</p>
	<p><a href="#">ION Audio Block Party Live - Frequently Asked Questions</a></p> <p>Frequently asked questions about the ION Audio Block Party Live, covering features, Bluetooth pairing, battery specifications, and troubleshooting.</p>

	<a href="#">ION Karaoke Pro Quickstart Guide: Setup, Features, and Troubleshooting</a> Comprehensive quickstart guide for the ION Karaoke Pro, covering setup, front panel features, software installation, troubleshooting tips, and technical specifications. Learn how to connect devices, use the app, and optimize your karaoke experience.
	<a href="#">ION Audio Party Rocker Express Quickstart Guide</a> A concise guide to setting up and operating the ION Audio Party Rocker Express, including features, connectivity, and troubleshooting.
	<a href="#">ION Total PA™ Freedom iPA178 Quickstart Guide</a> Quickstart guide for the ION Total PA™ Freedom portable speaker system (Model iPA178), covering setup, connections, sound customization, and app integration.

Documents - ION Audio – Total PA Ultimate




[\[pdf\]](#) User Manual Installation Guide Instructions Guide  
Total PA Ultimate Quickstart Guide ION Audio User Manual Manuals Clip v1 1 manualsclip 2023 10 |||  
4 Important Safety Instructions English v1.6 1. Read and keep these instructions. Heed all warnings and follow all Instructions. 2. Warning if applicable : Please refer to any important information e.g., electrical, safety, etc. printed on the exterior bottom enclosure or rear panel before ...  
lang:en score:45 filesize: 1.21 M page\_count: 2 document date: 2023-10-06



## [ION Audio Total PA™ Ultimate User Guide - Setup, Features, Operation, and Troubleshooting](#)

Comprehensive user guide for the ION Audio Total PA™ Ultimate speaker system, covering setup, features, operation, troubleshooting, and technical specifications.  
lang:en **score:34** filesize: 4.53 M page\_count: 40 document date: 2023-03-21



## [ION Total PA Ultimate Quickstart Guide](#)

A quickstart guide for the ION Total PA Ultimate speaker, covering setup, app connection, sound customization, and safety instructions.  
lang:en **score:33** filesize: 3.66 M page\_count: 2 document date: 2022-10-07



## [\[pdf\] Installation Guide Instructions Guide](#)

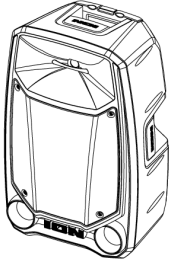
Total PA Ultimate Quickstart Guide ION v1 1 ionaudio amfile file 1474 product 9582 |||

4 Important Safety Instructions English v1.6 1. Read and keep these instructions. Heed all warnings and follow all Instructions. 2. Warning if applicable : Please refer to any important information e.g., electrical, safety, etc. printed on the exterior bottom enclosure or rear panel before ...

lang:en **score:28** filesize: 1.48 M page\_count: 2 document date: 2022-11-17

ION

TOTAL PA™ ULTIMATE



ionaudio.com/support

User Guide  
English  
Français

[\[pdf\]](#) User Manual Guide Diagram

TOTAL PATM ULTIMATE 2e010a2ea27c60dec3acd02e326ad6844c20247f manual 1 IONIPA161 petra attachment 9706653 66bcfd8332f8b491705569 |||

TOTAL PATM ULTIMATE User Guide English Franais Tap or click for technical support. ionaudio.com/su ... abled, you will hear Bluetooth Pairing. 3. Navigate to your device s Bluetooth setup screen, find Total PA Ultimate, and connect. Do not connect to iPA161\_BLE; this is reserved exclusively for conne...

lang:en score:20 filesize: 4.35 M page\_count: 40 document date: 2024-08-14