

CANDY CSO 686TWM6-80

Candy Smart Pro Inverter 8 kg 1600rpm Washing Machine

User Manual

INTRODUCTION

Thank you for choosing the Candy Smart Pro Inverter Washing Machine. This appliance is designed to provide efficient and convenient laundry care with its innovative Speed-Drive Motor and Quick&Clean system, allowing for a full load wash in as little as 39 minutes. This manual provides essential information for the safe and effective use, installation, operation, maintenance, and troubleshooting of your new washing machine. Please read it thoroughly before first use and keep it for future reference.

SAFETY INFORMATION

Always follow basic safety precautions when using electrical appliances to reduce the risk of fire, electric shock, and injury to persons. This appliance is intended for domestic use only. Do not allow children to play with the appliance. Ensure the appliance is disconnected from the power supply before performing any maintenance or cleaning. Do not operate the machine if it is damaged. Refer to the installation section for proper electrical and plumbing connections.

SETUP AND INSTALLATION

1. Unpacking

Carefully remove all packaging materials from the washing machine. Ensure no parts are left inside the drum or attached to the exterior. Keep packaging materials away from children.

2. Removing Transit Bolts

Before operating the machine, it is crucial to remove the transit bolts located at the rear of the appliance. These bolts secure the drum during transport and must be removed to prevent damage during operation. Store the bolts for future transport if needed.

3. Levelling the Machine

Place the washing machine on a firm, flat surface. Adjust the adjustable feet at the bottom of the machine until it is perfectly level. Use a spirit level to ensure accuracy. Proper levelling reduces vibration and noise during operation.

4. Connecting Water Supply and Drain Hose

Connect the water inlet hose to a cold water tap with a 3/4" thread. Ensure the connection is tight to prevent leaks. Position the drain hose into a suitable standpipe or sink, ensuring it is securely fixed and not kinked. The drain hose should be positioned at a height between 60 cm and 100 cm from the floor.

5. Electrical Connection

Plug the appliance into a grounded electrical outlet. Ensure the voltage and frequency match the specifications on the rating plate.

of the machine. Do not use extension cords or multiple adapters.



Figure 1: Product Dimensions. The machine measures approximately 85 cm in height, 60 cm in width, and 54 cm in depth, providing guidance for placement and installation.

OPERATING INSTRUCTIONS

1. Control Panel Overview

The control panel features a program selector dial, function buttons, and a digital display. Familiarize yourself with the various

symbols and indicators for different wash programs and options.



Figure 2: Front view of the Candy Smart Pro Inverter washing machine, showcasing the main control panel, detergent drawer, and drum door.

2. Loading Laundry

Open the washing machine door. Ensure the drum is empty. Load laundry loosely into the drum, making sure not to overload it. An 8 kg capacity allows for substantial loads. Close the door firmly until it clicks.



Figure 3: The washing machine with its door open, revealing the spacious drum ready for laundry. The door opens wide for easy loading and unloading.

3. Adding Detergent

Pull out the detergent dispenser drawer. Add the appropriate amount of detergent to the main wash compartment and fabric softener to its designated compartment. Refer to your detergent packaging for recommended dosages.



Figure 4: The detergent drawer pulled out, showing the compartments for pre-wash, main wash detergent, and fabric softener. The 'MAX' indicator helps prevent overfilling.

4. Selecting a Program

Turn the program selector dial to choose the desired wash program (e.g., Cotton, Synthetics, Delicates, Quick Wash). The display will show the default temperature and spin speed for the selected program. You can adjust these settings using the corresponding buttons.



Figure 5: Close-up of the control panel, highlighting the 'SmartPro Inverter' branding and the digital display with program settings like temperature and spin speed.

5. Starting a Wash

Press the 'Start/Pause' button to begin the wash cycle. The machine will automatically detect the load and adjust water levels and cycle duration if the 'Kg Detector' function is active. The innovative Speed-Drive Motor ensures efficient and quiet operation.



6. Smart Features and App Connectivity

This washing machine features smart connectivity, allowing you to control and monitor it via the Candy simply-Fi app on your smartphone. Download the app and follow the instructions to pair your device. This enables remote control, access to additional programs, and energy consumption monitoring.



CANDY

smartPro
Inverter

Easy Iron  | Quick & Clean 

10 kg 1600  A  -10%

Figure 6: A smartphone demonstrating the Candy simply-Fi app, which allows users to control and monitor the washing machine remotely, including energy consumption tracking.

MAINTENANCE

Regular maintenance ensures the longevity and optimal performance of your washing machine.

1. Cleaning the Detergent Drawer

Periodically remove the detergent drawer and rinse it under running water to remove any detergent or softener residue. This prevents blockages and ensures proper dispensing.

2. Cleaning the Filter

Locate the filter at the bottom front of the machine. Place a shallow container underneath to catch any water. Unscrew the filter cover and carefully remove the filter. Clean any lint, debris, or small objects. Reinsert and secure the filter cover.

3. Cleaning the Drum

Run a maintenance wash cycle (e.g., a hot wash with no laundry and a descaling agent or washing machine cleaner) regularly to prevent the build-up of detergent residue and limescale inside the drum.



Figure 7: A detailed view of the stainless steel drum, designed for effective washing and durability. Regular cleaning helps maintain its pristine condition.

4. External Cleaning

Wipe the exterior of the machine with a soft, damp cloth. Do not use abrasive cleaners or solvents that could damage the surface.

TROUBLESHOOTING

If you encounter issues with your washing machine, refer to the following common problems and solutions before contacting service.

- **Machine not starting:** Ensure the power cord is securely plugged in, the door is fully closed, and the 'Start/Pause' button has been pressed. Check if there's a power outage.
- **Excessive vibration/noise:** Verify that the transit bolts have been removed and the machine is properly levelled. Ensure the load is balanced inside the drum.
- **Water leakage:** Check all hose connections for tightness. Inspect the drain hose for kinks or blockages. Ensure the detergent drawer is not overfilled.
- **Poor wash results:** Ensure you are using the correct amount and type of detergent for the load and water hardness. Do not overload the machine. Select the appropriate wash program for the fabric type.
- **Machine displaying an error code:** Consult the full user manual (if provided separately) or the manufacturer's website for a list of error codes and their corresponding solutions.

SPECIFICATIONS

Feature	Specification
Brand	CANDY
Model	CSO 686TWM6-80
Product Dimensions (HxWxD)	85 x 60 x 53 cm
Capacity	8 Kilograms
Annual Energy Consumption	43 Kilowatt Hours
Maximum Rotational Speed	1600 RPM
Noise Level (Spin)	78 dB
Installation Type	Freestanding
Colour	White
Access Location	Front Load
Voltage	240 Volts
Material Type	ABS
Item Weight	64 kg
Special Features	Inverter

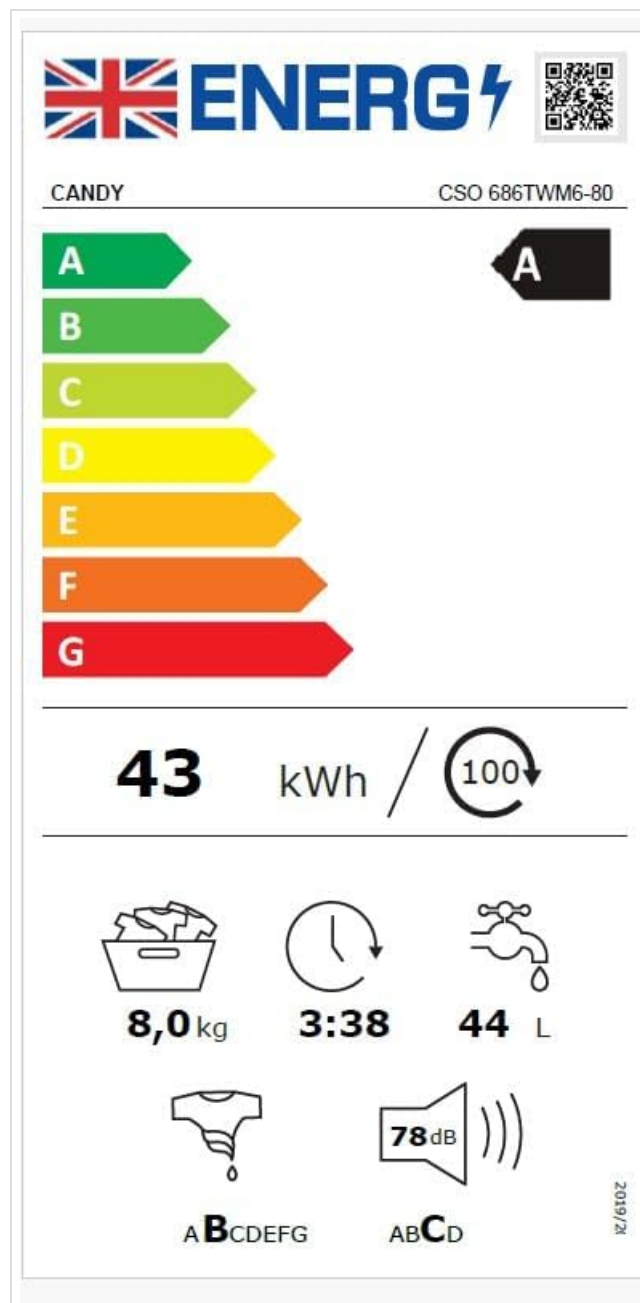


Figure 8: EU Energy Label for the Candy Smart Pro Inverter washing machine (Model CSO 686TWM6-80), indicating an A-class energy rating and other key performance metrics.

Product Information Sheet			
COMMISSION DELEGATED REGULATION (EU) 2019/2014 with regard to energy labelling of household washing machines and household washer-dryers			
Supplier's name or trade mark: Candy			
Supplier's address: Candy Hoover Group contact, Comolli 16, 20861 Brugherio MB, IT			
Model identifier: CSO 686TWM6-80			
General product parameters:			
Parameter	Value	Parameter	Value
Rated capacity ^(a) (kg)	8,0	Dimensions in cm	Height 85 Width 60 Depth 53
Energy Efficiency Index ^(a) (EEI _W)	46,8	Energy efficiency class ^(a)	A
Washing efficiency index ^(a)	1,031	Rinsing effectiveness (g/kg) ^(a)	4,9
Energy consumption in kWh per cycle, based on the eco 40-60 programme at a combination of full and partial loads. Actual energy consumption will depend on how the appliance is used.	0,425	Water consumption in litre per cycle, based on the eco 40-60 programme at a combination of full and partial loads. Actual water consumption will depend on how the appliance is used and on the hardness of the water.	44
Maximum temperature inside the treated textile ^(a) (°C)	Rated capacity 32 Half 28 Quarter 24	Weighted remaining moisture content ^(a) (%)	53,9
Spin speed ^(a) (rpm)	Rated capacity 1 551 Half 1 551 Quarter 1 551	Spin-drying efficiency class ^(a)	B
Programme duration ^(a) (h:min)	Rated capacity 3:38 Half 2:48 Quarter 2:48	Type	Free-standing
Airborne acoustical noise emissions in the spinning phase ^(a) (dB(A) re 1 pW)	78	Airborne acoustical noise emission class ^(a) (spinning phase)	C

Page 1 / 2

Off-mode (W) (if applicable)	0,50	Standby mode (W) (if applicable)	1,00
Delay start (W) (if applicable)	4,00	Networked standby (W) (if applicable)	2,00
Minimum duration of the guarantee offered by the supplier: 12 months			
This product has been designed to release silver ions during the washing cycle		NO	
Additional information:			
Weblink to the supplier's website, where the information in point 9 of Annex II to Commission Regulation (EU) 2019/2023 is found: https://corporate.haier-europe.com/en/			

(a) for the eco 40-60 programme.

Page 2 / 2

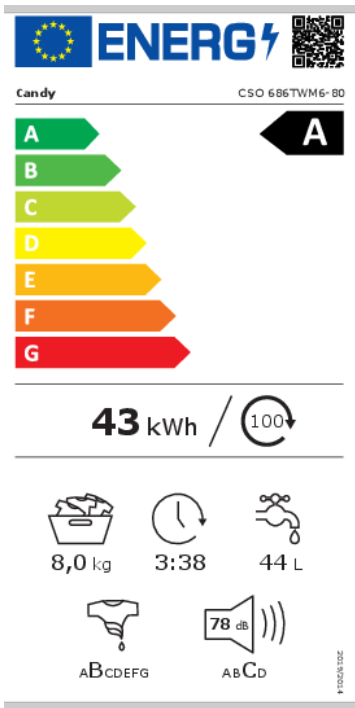
Figure 9: Product Information Sheet providing detailed technical specifications and compliance information for the Candy CSO 686TWM6-80 washing machine.

WARRANTY AND SUPPORT

Your Candy Smart Pro Inverter Washing Machine comes with a manufacturer's warranty. Details regarding the warranty period and terms are typically provided in the physical user manual included with your appliance or can be found on the official Candy website. For technical support, spare parts, or service requests, please contact Candy customer service or an authorized service center. Ensure you have your model number (CSO 686TWM6-80) and serial number ready when contacting support.

© 2025 Candy. All rights reserved.

Documents - CANDY – CSO 686TWM6-80



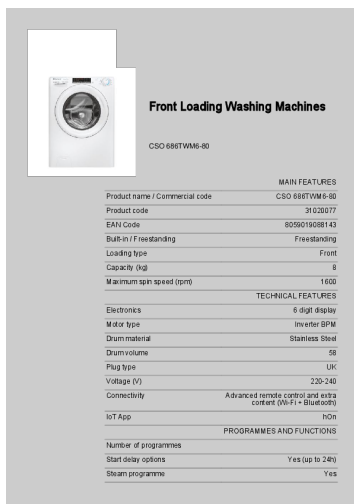
[pdf] Label

Candy Smart Pro Inverter CSO 686TWM6 80 8kg 1600rpm Washing Machine White EU Energy Label 0
1 MB mmo 117689316 1701170227 2242 25555 objects icecat biz |||
Candy **CSO 686TWM6-80** A 43 kWh 100 8,0 kg 3:38 44 L ABCDEFG 78 dB ABCD
2019/2014 ...
lang: **score:39** filesize: 80.4 K page_count: 1 document date: 2023-10-19

Product Information Sheet			
COMMISSION DELEGATED REGULATION (EU) 2019/2014 with regard to energy labelling of household washing machines and household washer-dryers			
Supplier's name or trade name: Candy			
Supplier's address: Candy Hoover Group contact, Comoli 16, 20861 Brugherio MB, IT			
Model identifier: CSO 686TWM6-80			
General product parameters:			
Parameter	Value	Parameter	Value
Rated capacity ¹⁾ (kg)	8.0	Dimensions in cm	
		Height	85
		Width	60
		Depth	55
Energy Efficiency Index ²⁾ (E _{II})	40.9	Energy efficiency class ³⁾	A
Washing efficiency index ⁴⁾	1.033	Rinsing effectiveness (g/kg) ⁵⁾	4.9
Energy consumption in kWh per cycle, based on the eco 60-60 programme at a combination of full and partial loads. Actual energy consumption will depend on how the appliance is used.	0.425	Water consumption in litre per cycle, based on the eco 60-60 programme at a combination of full and partial loads. Actual water consumption will depend on how the appliance is used and on the hardness of the water.	44
Maximum temperature inside the heater ⁶⁾ (°C)	Rated capacity: 32 Half: 28 Quarter: 26	Weighted remaining moisture content ⁷⁾ (%)	53.9
Spin speed ⁸⁾ (rpm)	Rated capacity: 1550 Half: 1550 Quarter: 1550	Spin-drying efficiency class ⁹⁾	B
Programme duration ¹⁰⁾ (h:min)	Rated capacity: 3:38 Half: 2:48 Quarter: 2:48	Type	Free-standing
Airborne sound power level in the spinning phase ¹¹⁾ (dB(A), pW)	78	Airborne sound power level in the spinning phase ¹²⁾ (dB(A), pW)	C


[pdf] Datasheet Dimension Guide Label

Candy Smart Pro Inverter CSO 686TWM6 80 8kg 1600rpm Washing Machine White EU data sheet 0 MB
mmo 117689316 1701170242 0179 32257 objects icecat biz |||
Product Information Sheet COMMISSION DELEGATED REGULATION EU
2019/2014 with regard to energy labe ... pplier s address: Candy Hoover Group
contact, Comolli 16, 20861 Brugherio MB, IT Model identifier: **CSO 686TWM6-80**
General product parameters: Parameter Rated capacity a kg Value Energy Efficie...
lang:en **score:39** filesize: 50.01 K page_count: 2 document date: 2023-11-27




Front Loading Washing Machines

MAIN FEATURES	
Product name / Commercial code	CSO 68RTVM-800
Product code	3120027
EAN code	8059019081433
Build-in / Freestanding	Freestanding
Loading type	Front
Capacity (kg)	1600
Maximum spin speed (rpm)	1600
TECHNICAL FEATURES	
Electronics	6 digit display
Motor type	Inverter BPM
Drum material	Stainless Steel
Drum volume	58
Plug type	5E
Voltage (V)	230-240
Connectivity	Advanced remote control and electronic control (Wi-Fi / Bluetooth)
IoT App	HM
PROGRAMMES AND FUNCTIONS	
Number of programmes	
Start delay options	Yes (up to 24h)
Steam programme	Yes




Schedule 2 of "Product Security and Telecommunications Infrastructure (Security Requirements for Relevant Connectable Products) Regulations 2023"

Andrea Pandolfi




CANDY HOOVER GROUP S.p.A. - con Sede Unica - SEDE LEGALE: Via Gomelli, 16 - 20061 Brugherio - MB - Italia - SEDE AMMINISTRATIVA E COMMERCIALE: Via Privata Edon (Fumagalli) - 20061 Brugherio - MB - Italia - Tel.: +39-039-206613 - Fax: +39-039-206613-237 - Capitale sociale € 30.000.000 I.v. - Iscritta al Registro delle Imprese di Milano-Matera-Brescia cod. n. 04060110157 - Cod. Fiscale 04060110157 - P. IVA 0208000095 Numero REA: MB-20339316 - Società soggetta ad attività di direzione e coordinamento di Candy S.p.A. - Carità PIRE: candyhoovergroup@ing.it

[\[pdf\]](#) Datasheet Borchure



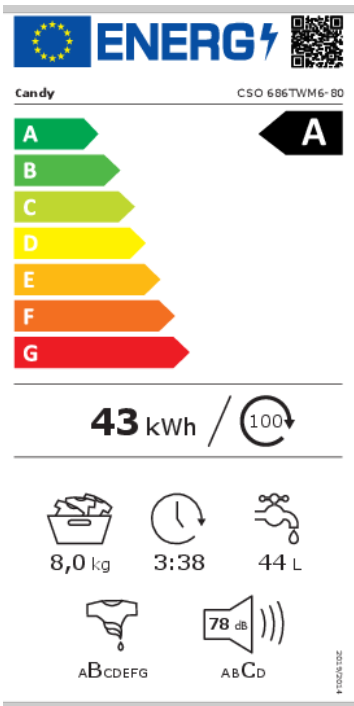
[EU Declaration of Conformity - Candy Hoover Group Washing Machines](#)

Official EU Declaration of Conformity for Candy Hoover Group front-loading washing machines with Wi-Fi & BT, detailing compliance with RED, RoHS, and ErP directives and applied harmonised standards, including a comprehensive list of models.
lang:en score:23 filesize: 305.75 K page_count: 7 document date: 2025-01-20



[EU Declaration of Conformity - Candy Hoover Washing Machines](#)

Official EU Declaration of Conformity for front-loading washing machines from Candy Hoover Group, detailing compliance with key EU directives (RED, RoHS, ErP) and harmonised standards. Includes product identification and manufacturer details.
lang:en score:23 filesize: 302.66 K page_count: 7 document date: 2025-05-06



[pdf]

EL 0000000108 000 1769087 31020077 004 d15v10x8t3bz3x cloudfront net Libretti 2024 3 17108333 |||

Candy **CSO 686TWM6-80** A 43 kWh 100 8,0 kg 3:38 44 L ABCDEFG 78 dB ABCD 2019/2014 ...

lang:en **score:23** filesize: 80.38 K page_count: 1 document date: 2024-03-19

Product Information Sheet			
COMMISSION DELEGATED REGULATION (EU) 2019/2014 with regard to energy labelling of household washing machines and washer-dryers			
Supplier's name or trade mark: Candy			
Supplier's address: Candy Hoover Group contact, Comolli 16, 20861 Brugherio MB, IT			
Model identifier: CSO 686TWM6-80			
General product parameters			
Parameter	Value	Parameter	Value
Rated capacity ¹⁾ (kg)	8.0	Dimensions in cm	Height 85 Width 60 Depth 54
Energy efficiency class ²⁾	A	Energy efficiency class ²⁾	A
Washing efficiency index ³⁾	1.031	Rinsing effectiveness (g/kg) ⁴⁾	4.9
Energy consumption in kWh per cycle, based on the eco 40-60 programme at a combination of full and partial loads. Actual energy consumption will depend on how the appliance is used and on the hardness of the water.	0.425	Water consumption in litres per cycle, based on the eco 40-60 programme at a combination of full and partial loads. Actual water consumption will depend on how the appliance is used and on the hardness of the water.	44
Maximum temperature inside the treated textile ⁵⁾ (°C)	32	Weighted remaining moisture content ⁶⁾ (%)	53.9
Spin speed ⁷⁾ (rpm)	1300	Spin-drying efficiency class ⁸⁾	B
Programme duration (h:mm)	3:38	Type	Free-standing
Acoustic sound power level in the spinning phase ⁹⁾ (dB(A) re 1 pW)	78	Acoustic sound power level in the spinning phase ⁹⁾ (dB(A) re 1 pW)	C

[pdf] Dimension Guide Label

Product Information Sheet COMMISSION DELEGATED REGULATION EU 2019 2014 with regard to energy labelling of household washing machines and washer dryers 15 часов назад — mmo 120426328 1747707891 242 2469223 objects icecat biz |||

Product Information Sheet COMMISSION DELEGATED REGULATION EU 2019/2014 with regard to energy labe ... pplier s address: Candy Hoover Group contact, Comolli 16, 20861 Brugherio MB, IT Model identifier: **CSO 686TWM6-80** General product parameters: Parameter Rated capacity a kg Value Energy Efficie... lang:en **score:23** filesize: 88.97 K page_count: 2 document date: 2024-03-19

Informačný list výrobku			
DELEGOVANÉ NARIADENIE KOMISIE (EÚ) 2019/2014, pokiaľ ide o energetické označovanie prádok a prádok so susičkou pre domácnosť			
Názov dodávateľa alebo jeho obchodná známka: Candy			
Adresa dodávateľa: Candy Hoover Group contact, Comolli 16, 20861 Brugherio MB, IT			
Identifikačný kód modelu: CSO 686TWM6-80			
Všeobecné parametre výrobku			
Parameter	Hodnota	Parameter	Hodnota
Náplňová kapacita ¹⁾ (kg)	8,0	Rozmery v cm	Výška 85 Šírka 60 Hĺbka 54
Koeficient energetickej účinnosti ²⁾	A	Trieda energetickej účinnosti ²⁾	A
Koeficient účinnosti prania ³⁾	1,031	Účinnosť opláchnutia (g/kg) ⁴⁾	4,9
Spotreba energie v kWh na cyklus v režime Eco 40-60 pri kombinácii plného a čiastočného nabitia. Skutočná spotreba energie závisí od toho, ako sa spotrebič používa, a od tvrdosti vody.	0,425	Spotreba vody v litroch na cyklus v režime Eco 40-60 pri kombinácii plného a čiastočného nabitia. Skutočná spotreba vody závisí od toho, ako sa spotrebič používa, a od tvrdosti vody.	44
Maximálna teplota vo vnútri pracieho bieleho (°C)	32	Vážený zvyšok vlhkosti ⁶⁾ (%)	53,9
Rýchlosť odstreďovania ⁷⁾ (ot/min)	1300	Trieda účinnosti odstreďovania ⁸⁾	B
Trvanie programu ⁹⁾ (h:mm)	3:38	Typ	Volne stojaci
Úroveň výdaru hlavy pri otáčaní bieleho (dB(A) re 1 pW)	78	Úroveň výdaru hlavy pri otáčaní bieleho (dB(A) re 1 pW)	C

[pdf]

1769087 31020077 004 21 d15v10x8t3bz3x cloudfront net Libretti 2024 3 17108333 |||

Informacn list vrobku DELEGOVAN NARIADENIE KOMISIE E 2019/2014, pokia ide o energetick oznacovanie prcok a prcok so susickou pre domcnos Nzov dodvatea alebo jeho ochrann znmka: Candy Adresa dodvatea: Candy Hoover Group contact, Comolli 16, 20861 Brugherio MB, IT Identifikacn kd modelu: CSO 686...

lang:hr **score:22** filesize: 90.83 K page_count: 2 document date: 2024-03-19

[illegible]

lang:hr score:22 filesize: 89.25 K page_count: 2 document date: 2024-03-19

[illegible]

lang:sw score:22 filesize: 90.73 K page count: 2 document date: 2024-03-19

Supplier name or trademark	Candy
Model identifier	CSO 68RTVM-S-80
Capacity (cotton kg)	8
Energy efficiency class, on a scale of A (more efficient) to G	A+++
Annual energy Consumption [kWh/year] (1)	0
ENERGY CONSUMPTION 60° FULL LOAD (kW) (2)	0
ENERGY CONSUMPTION 60° PARTIAL LOAD (kW) (2)	0
ENERGY CONSUMPTION 40° PARTIAL LOAD (kW) (2)	0
Power Consumption of the off-mode [W]	
Water consumption annual (litramm) (3)	0
Spin drying performance class from 0 (min) to A (max)	B
Maximum spin speed (rpm) (4)	1600
Moisture content % on dry load after max. spin (5)	103
Average washing time cotton 60C (full load) (min)	0
Average washing time cotton 60C (partial load) (min)	0
Average washing time cotton 40C (partial load) (min)	0
Duration of the left-on mode (min)	1
Alphabetic acoustical noise emissions (Washing phase) [dB]	51
Alphabetic acoustical noise emissions (Spinning phase) [dB]	78
Built-in / Free standing	Freestanding

1) Based on 220 standard washing cycles for cotton programmes at 60°C and 40°C at full and partial load, and the consumption of the low-power modes. Actual energy consumption will depend on how the appliance is used.(N2) The "standard 60°C cotton" at full and partial load and the "standard 40°C cotton" at partial load are the standard washing programmes to which the information in this label and the fibre labels. Standard 60°C cotton and standard 40°C cotton are suitable to clean normally soiled cotton laundry and are the most efficient programmes in terms of combined energy and water consumption. Partial load is half the rated load.(N3) Based on 220 standard washing cycles for cotton programmes at 60°C and 40°C at full and partial load. Actual water consumption will depend on how the appliance is used.(N4) For the standard 60°C full

lang:en score:22 filesize: 42.26 K page count: 2 document date: 2024-04-25

Product fiche pursuant to Delegated Regulation (EU) no. 1061/2010

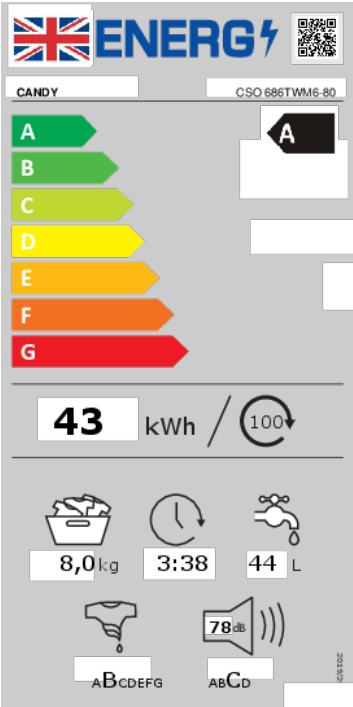
Supplier name or trademark		Candy
Model identifier		CSO 686TWM6-80
Capacity cotton (kg)		8
Energy efficiency class, on a scale of A (more efficient) to G		A+++
Annual energy consumption (kWh/year) (1)		0
ENERGY CONSUMPTION 60° FULL LOAD (kWh) (2)		
ENERGY CONSUMPTION 60° PARTIAL LOAD (kWh) (2)		
ENERGY CONSUMPTION 40° PARTIAL LOAD (kWh) (2)		
Power Consumption of the off-mode (W)		
Water consumption annual (liters/year) (3)		0
Spin drying performance class from 0 (min) to A (max)		B
Maximum spin speed (rpm) (4)		1600
Moisture content % on dry load after max. spin (5)		
Average washing time cotton 60°C (full load) (min)		0
Average washing time cotton 60°C (partial load) (min)		0
Average washing time cotton 40°C (partial load) (min)		0
Duration of the left-on mode (min)		
Airborne acoustical noise emissions (Washing phase) (dB)		51
Airborne acoustical noise emissions (Spinning phase) (dB)		78
Built-in / Free standing		Freestanding

1) Based on 220 standard washing cycles for cotton programmes at 60°C and 40°C at full and partial load, and the consumption of the low-power modes. Actual energy consumption will depend on how the appliance is used (142). The "standard 60°C cotton" at full and partial load and the "standard 40°C cotton" at partial load are the standard washing programmes to which the information in the label and the fiche relates. Standard 60°C cotton and standard 40°C cotton are suitable to clean normally soiled cotton laundry and are the most efficient programmes in terms of combined energy and water consumption. Partial load is half the rated load (143). Based on 220 standard washing cycles for cotton programmes at 60°C and 40°C at full and partial load. Actual water consumption will depend on how the appliance is used (144). For the standard 60 °C at full

[pdf]

1 Based on 220 standard washing cycles for cotton Icecat 17 hours ago — programmes at 60°C and 40°C full partial load the consumption of low power modes mmo 120426328 1743682866 4874 3387316 objects icecat biz |||

Product fiche pursuant to Delegated Regulation EU no. 1061/2010 Supplier name or trademark Model i ... ase dB Airborne acoustical noise emissions Spinning phase dB Built-in / Free standing Candy **CSO 686TWM6-80** 8 A 0 0 B 1600 0 0 0 51 78 Freestanding 1 Based on 220 standard washing cycles f... lang:en score:22 filesize: 42.22 K page_count: 2 document date: 2025-04-03

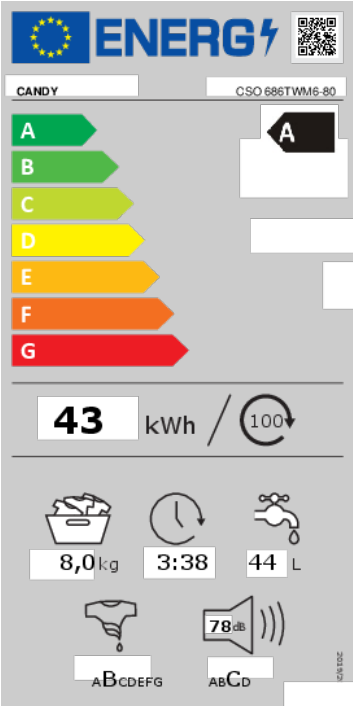


[pdf] Label

Candy Smart Pro Inverter CSO 686TWM6 80 8kg 1600rpm Washing Machine White UK Energy Label 0 1 MB mmo 117689316 1701170209 9891 14422 objects icecat biz |||

Insert here product QR code SCUAPNPDLIER S NAME A B C D E F G A MCOSDOEL68I6DTEWNMTI6F-I8E0R B C D E 4X3YZ kWh F 100 G XY8,,Z0 kg X3::Y3Z8 4X4Y L ABA CBDCEDFGEFG X7Y8 dB ABACBD CD 2019/2014 ...

lang:en score:16 filesize: 94.7 K page_count: 1 document date: 2023-11-27



[pdf] Label

Candy Smart Pro Inverter CSO 686TWM6 80 washing machine Front load 8 kg 1600 RPM White EU

Energy Label 0 1 MB 31020077 mmo 120426328 1714037290 8402 428021 objects icecat biz |||

Insert here product QR code SCUAPNPDLYIER S NAME A B C D E F G A

MCOSDOEL68I6DTEWNMTI6F-I8E0R B C D E 4X3YZ kWh F 100 G XY8,,Z0 kg

X3::Y3Z8 4X4Y L ABA CBDCEDFGEFG X7Y8 dB ABACBD CD 2019/2014 ...

lang:en score:15 filesize: 89.62 K page_count: 1 document date: 2024-04-25