

## Beghelli BS100 Reg HV M1280 4K

# Beghelli BS100 Reg HV M1280 4K LED Ceiling Light User Manual

## 1. INTRODUCTION

This manual provides essential information for the safe and efficient installation, operation, and maintenance of your Beghelli BS100 Reg HV M1280 4K LED Ceiling Light. This high-luminous flux, IP65-rated waterproof ceiling light features an anti-glare micro-structured screen and an adjustable power system with 4 luminous flux steps, allowing adaptation to various lighting needs. Please read this manual thoroughly before installation and retain it for future reference.

## 2. SAFETY INSTRUCTIONS

- **Electrical Safety:** Installation must be performed by a qualified electrician in accordance with all local and national electrical codes.
- **Power Disconnection:** Always disconnect power at the circuit breaker before installing, servicing, or cleaning the fixture.
- **Voltage Compatibility:** Ensure the supply voltage matches the fixture's requirements (2.3E+2 Volts AC).
- **Environmental Conditions:** This fixture is IP65 rated, suitable for damp and dusty environments. Do not submerge or expose to extreme conditions beyond its rating.
- **Handling:** Handle the fixture with care to avoid damage to the housing or internal components.

## 3. PACKAGE CONTENTS

Verify that all components are present and undamaged upon unpacking:

- Beghelli BS100 Reg HV M1280 4K LED Ceiling Light fixture
- Mounting hardware (screws, anchors)
- User Manual

*Note: A separate converter may be required depending on your specific installation needs and must be ordered separately.*

## 4. PRODUCT OVERVIEW

The Beghelli BS100 Reg HV M1280 4K is a modern, high-performance LED ceiling light designed for various indoor and outdoor applications, including living rooms. Its robust construction features a polycarbonate shade and a polyurethane sealing gasket with technopolymer hooks, ensuring durability and an IP65 waterproof rating.



Front view of the Beghelli BS100 Reg HV M1280 4K LED Ceiling Light, showcasing its robust, white polycarbonate housing and clear, micro-structured anti-glare diffuser. The top features a sealed cable entry point for electrical connections.

#### Key Features:

- **Model:** BS100 Reg HV M1280 4K
- **Luminous Flux:** 4000 Lumens
- **Power:** 72W
- **Ingress Protection:** IP65 (Waterproof and dust-tight)
- **Diffuser:** Anti-glare micro-structured screen
- **Adjustable Luminous Flux:** 4 steps
- **Mounting:** Suitable for ceiling and wall installation

## 5. INSTALLATION

This fixture can be mounted on ceilings or walls. Professional installation is strongly recommended.

### 5.1 Pre-Installation

1. **Disconnect Power:** Turn off the main power supply at the circuit breaker before beginning any installation work.
2. **Unpack:** Carefully remove the fixture from its packaging and inspect for any damage.
3. **Tools Required:** Gather necessary tools such as a drill, screwdriver, wire strippers, and safety glasses.

5.2 Mounting

1. **Marking:** Hold the fixture in the desired mounting location and mark the positions for drilling holes.
2. **Drilling:** Drill pilot holes at the marked positions. Insert appropriate wall anchors if necessary.
3. **Secure Fixture:** Attach the fixture securely to the ceiling or wall using the provided mounting hardware.

5.3 Wiring

1. **Access Wiring Compartment:** Open the wiring compartment on the fixture.
2. **Connect Wires:** Connect the electrical supply wires to the fixture's terminals according to standard wiring practices (Live, Neutral, Earth). Ensure all connections are secure.
3. **Seal Entry:** Ensure the cable entry point is properly sealed to maintain the IP65 rating.
4. **Close Compartment:** Close the wiring compartment securely.

5.4 Luminous Flux Adjustment

The fixture features a power system adjustable in 4 luminous flux steps. Consult the internal wiring diagram or specific instructions provided with the fixture for details on how to select the desired luminous output before final installation and sealing.

6. OPERATION

Once installed and power is restored, the Beghelli BS100 Reg HV M1280 4K LED Ceiling Light operates via a standard wall switch connected to its electrical supply. Simply toggle the switch to turn the light on or off.

7. MAINTENANCE

The Beghelli BS100 Reg HV M1280 4K LED Ceiling Light requires minimal maintenance.

- **Cleaning:** Periodically clean the exterior of the fixture with a soft, damp cloth. Do not use abrasive cleaners or solvents, as these may damage the polycarbonate material.
- **Inspection:** Regularly inspect the fixture for any signs of damage, loose connections, or wear. If any issues are found, disconnect power and consult a qualified electrician.
- **LEDs:** The integrated LED light sources are designed for long life and are not user-replaceable.

8. TROUBLESHOOTING

If you encounter issues with your Beghelli BS100 Reg HV M1280 4K LED Ceiling Light, refer to the following common problems and solutions:

Problem	Possible Cause	Solution
Light does not turn on	No power supply Loose wiring connection Faulty switch	Check circuit breaker and wall switch Verify wiring connections (with power off) Test or replace the switch

Problem	Possible Cause	Solution
Light is dim or flickers	Incorrect voltage Loose wiring Internal component issue	Ensure correct voltage supply Check wiring connections (with power off) Contact a qualified electrician or Beghelli support
Water ingress	Improper sealing during installation Damaged gasket	Ensure all seals and cable entries are correctly installed and tightened Inspect and replace damaged gaskets if necessary

If the problem persists after attempting these solutions, please contact a qualified electrician or Beghelli customer support.


## 9. SPECIFICATIONS

Brand	Beghelli
Model Number	40004H
Manufacturer	BEGHELLI
Style	Modern
Number of Light Sources	192
Voltage	2.3E+2 Volts (alternating current)
Shade Color	White
Shade Material	Polycarbonate
Power Source	Electrical cable
Battery(ies) Required	No
Room Type	Living room
ASIN	B0CT3JV38B

## 10. WARRANTY AND SUPPORT

Warranty information for the Beghelli BS100 Reg HV M1280 4K LED Ceiling Light is typically provided at the point of purchase or can be found on the official Beghelli website. Please retain your proof of purchase for warranty claims. For technical support, spare parts availability, or further assistance, please contact your retailer or refer to the manufacturer's official contact channels. Information regarding spare parts availability and software updates is not available in this document.






#### [Beghelli BS100 Regolabile RD LED Luminaire Installation and Operation Manual](#)

Comprehensive guide for the Beghelli BS100 Regolabile RD LED luminaire, covering installation, wiring, power adjustment, and safety precautions. Includes multilingual instructions and technical specifications.




#### [Beghelli Giornale - March-June 2020 Edition](#)

This edition of Beghelli Giornale features new products and offers from the Beghelli Group, including the Cloud Beghelli platform for managing lighting and emergency lighting systems, the Archieco emergency lighting line, and various lighting fixtures like LED panels, floodlights, and strip LEDs.



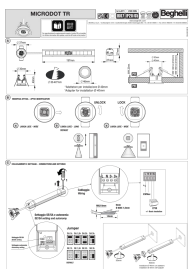
#### [F94001 - F94002 PianaLED Beghelli Praezisa Installation Guide](#)

Installation instructions and warranty information for the Beghelli PianaLED F94001 and F94002 emergency lighting fixtures. Includes diagrams and multilingual warnings.



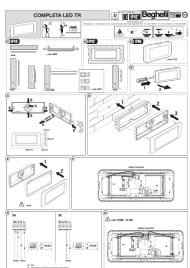
#### [Beghelli Lite Hi Bay LED Industrial Lighting Fixture Specifications](#)

Detailed technical specifications, dimensions, certifications (CE, IK10, IP65), and warranty information for the Beghelli Lite Hi Bay LED industrial lighting fixture.



#### [Beghelli MICRODOT TR Emergency Light Installation and Settings Guide](#)

Detailed installation and configuration guide for the Beghelli MICRODOT TR emergency LED lighting fixture. Covers dimensions, wiring, jumper settings, technical specifications, and safety warnings.



#### [Beghelli Completa LED TR Emergency Luminaire Installation and Technical Guide](#)

Installation and technical guide for the Beghelli Completa LED TR emergency LED luminaire. Details IP ratings (IP40, IP42, IP66), wiring, model specifications, operation, and safety warnings.