

Fire-Boltt BSW177

Fire-Boltt Maverick Smartwatch User Manual

Model: BSW177

INTRODUCTION

This manual provides detailed instructions for setting up, operating, and maintaining your Fire-Boltt Maverick Smartwatch. Please read this manual thoroughly before using your device to ensure proper functionality and to maximize your user experience.

WHAT'S IN THE BOX

Upon opening your Fire-Boltt Maverick Smartwatch package, you should find the following items:

- 1x Fire-Boltt Maverick Smartwatch
- 1x Charging Cable
- 1x Warranty Card
- 1x User Manual

What is in the box



Image: Contents of the Fire-Boltt Maverick Smartwatch retail box.

Your browser does not support the video tag.

Video: Unboxing and initial overview of the Fire-Boltt Maverick Smartwatch, showing the contents of the box and the watch's appearance.

SETUP GUIDE

1. Initial Charging

Before first use, fully charge your Fire-Boltt Maverick Smartwatch. Connect the provided charging cable to the watch's charging port and a compatible USB power adapter (3.7V to 5V) or a laptop's USB port. A full charge takes approximately 3 hours. For a minimum 20% charge, charge for 30-40 minutes.

Design & function power duo




Image: The smartwatch connected to its charging cable.

2. App Installation and Pairing

To unlock the full functionality of your smartwatch, download and install the companion application on your smartphone. The name of the application is typically "Boltt Play App" or similar, and can be found by scanning the QR code on the warranty card or searching your phone's app store.

1. Download and install the companion app on your smartphone.
2. Enable Bluetooth on your smartphone.
3. Open the app and follow the on-screen instructions to pair your Fire-Boltt Maverick Smartwatch. Ensure the smartwatch is powered on and discoverable.
4. Confirm the pairing request on both your smartphone and smartwatch.



Image: The Fire-Boltt Maverick Smartwatch displaying its main interface.

OPERATING THE SMARTWATCH

Display and Navigation

The Fire-Boltt Maverick features a 2.02-inch IPS display with a 320x385 pixel resolution and 700 Nits brightness. Navigate the watch interface using touch gestures (swiping, tapping) and the physical buttons/crown on the side.



Image: The smartwatch display showcasing its clarity and size.

Key Features

- **Bluetooth Calling:** Answer and make calls directly from your wrist. The watch includes a built-in microphone and speaker.
- **Voice Assistant:** Interact with your smartwatch using voice commands for tasks and information retrieval.
- **Smart Notifications:** Receive alerts for calls, messages, and social media directly on your watch.
- **Music Control:** Control music playback on your connected smartphone.
- **Built-in Games:** Engage with pre-installed games on the smartwatch.
- **Weather Updates:** Get real-time weather information and forecasts.
- **Camera Control:** Remotely control your smartphone's camera.
- **Calculator:** Perform basic calculations directly on your wrist.
- **Alarm, Stopwatch, Timer:** Utilize these time management tools.
- **Sedentary Reminder:** Receive alerts to stand up and move after periods of inactivity.
- **Drink Water Reminder:** Get reminders to stay hydrated throughout the day.

51.3mm (2.02-inch) Bigger Display

320*385 Pixels Resolution

700 Nits Brightness



Image: Overview of the smartwatch's smart features.




51.3mm Display

700 Nits
Brightness



Smart
Notifications



128 Sports Modes



Bluetooth Calling

Rotating Crown



FireBolt
Health Suite

280mAh Battery
30 Days Standby



Image: The smartwatch displaying the Bluetooth calling interface.

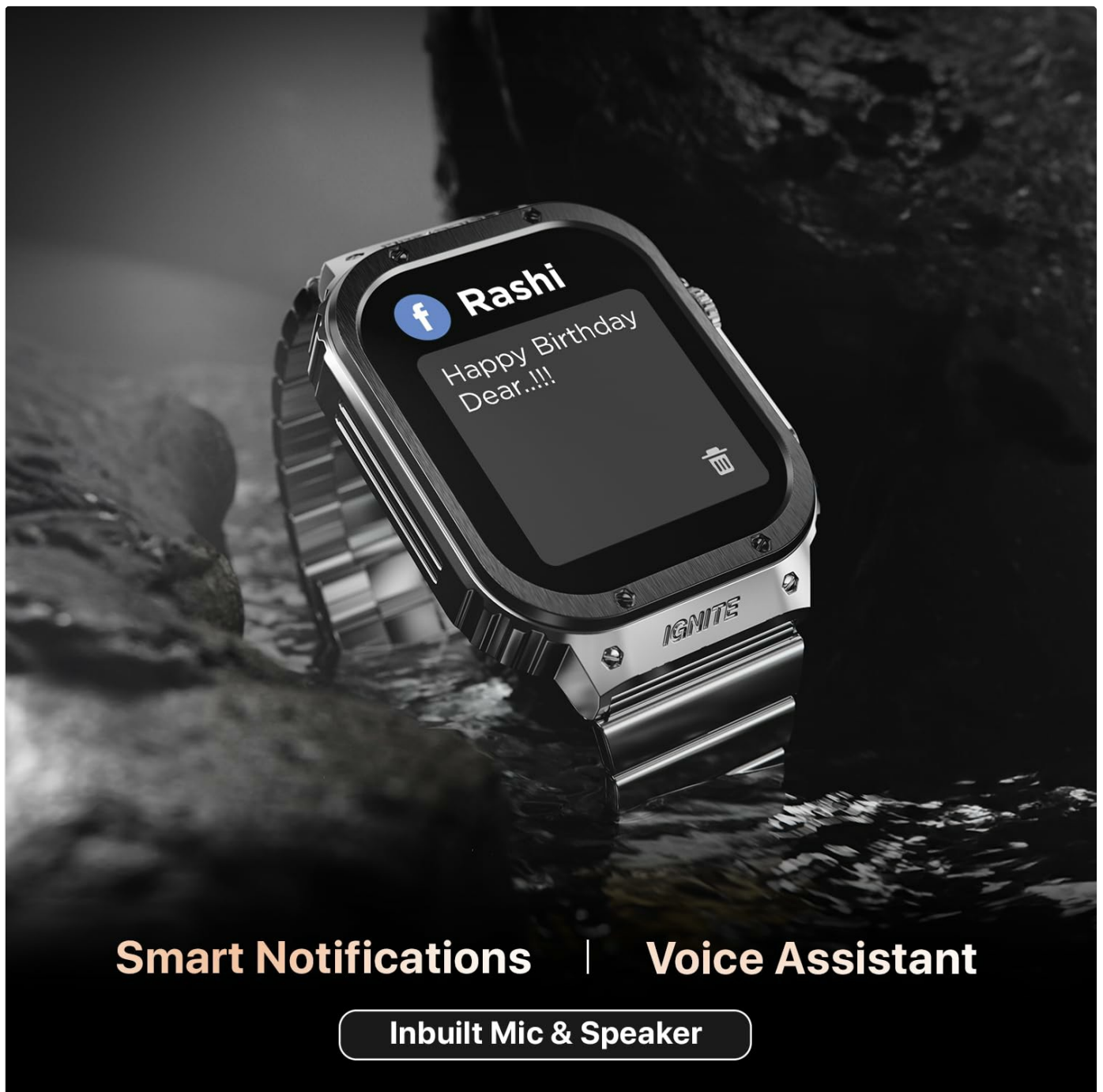


Image: A smart notification displayed on the smartwatch screen.

HEALTH AND FITNESS TRACKING

The Fire-Boltt Maverick Smartwatch is equipped with a comprehensive health suite to help you monitor your well-being and fitness activities.

- **128 Sports Modes:** Track a wide range of activities including walking, running, cycling, and more.
- **Heart Rate Monitoring:** Continuously monitor your heart rate throughout the day.
- **SpO2 Monitoring:** Measure your blood oxygen saturation levels.
- **Sleep Tracking:** Analyze your sleep patterns to improve sleep quality.
- **Steps & Calories:** Track your daily steps and estimated calorie burn.
- **Female Health Care:** Specific tracking features for female health.



Image: The smartwatch showing SpO2 and heart rate monitoring features.

Bluetooth Calling



Image: The smartwatch interface showing available sports modes.

MAINTENANCE

Water Resistance (IP67)

The Fire-Boltt Maverick Smartwatch has an IP67 rating, meaning it is resistant to dust and can withstand immersion in water up to 1 meter for 30 minutes. It is suitable for daily use and can handle splashes, rain, and brief immersion. However, it is not recommended for swimming, showering with hot water, or diving.

Cleaning and Care

- Wipe the watch regularly with a soft, dry cloth.
- If exposed to sweat or water, clean and dry the watch thoroughly to prevent skin irritation or damage.
- Avoid using harsh chemicals or abrasive materials for cleaning.

Battery Care

- Charge the watch using only the provided charging cable.
- Avoid extreme temperatures, as they can affect battery life.
- For optimal battery longevity, avoid completely draining the battery frequently.

TROUBLESHOOTING

If you encounter any issues with your Fire-Boltt Maverick Smartwatch, try the following basic troubleshooting steps:

- **Watch not turning on:** Ensure the watch is fully charged. Connect it to the charger for at least 30 minutes.
- **Cannot pair with smartphone:**
 - Ensure Bluetooth is enabled on your smartphone.
 - Make sure the watch is within the Bluetooth range of your phone.
 - Restart both your watch and smartphone.
 - Clear the app's cache or reinstall the app.
- **Inaccurate health data:** Ensure the watch is worn snugly on your wrist, not too tight or too loose. Clean the sensors regularly.
- **Short battery life:** Reduce screen brightness, disable unnecessary notifications, and limit continuous heart rate monitoring if not needed.

For persistent issues, refer to the official Fire-Boltt support resources or contact customer service.

SPECIFICATIONS

Feature	Specification
Brand	Fire-Boltt
Model Number	BSW177
Display Size	2.02 Inches (51.308mm)
Display Resolution	320x385 Pixels
Display Type	IPS
Brightness	700 Nits
Connectivity	Bluetooth
Battery Capacity	290mAh / 300mAh
Average Battery Life	5 Days
Battery Charge Time	3 Hours
Water Resistance Rating	IP67
Operating System	Android (compatible)
Item Weight	260 g
Product Dimensions	7.4 x 11.1 x 11.1 cm

WARRANTY AND SUPPORT

Your Fire-Boltt Maverick Smartwatch comes with a 1-year limited warranty. Please refer to the included warranty card for detailed terms and conditions.

To register your product for warranty or for further support, please visit the official Fire-Boltt website or use the following link:

[Register Your Warranty Here](#)

For any technical assistance or customer service inquiries, please contact Fire-Boltt customer support.