

Haocrown HG32REK-S

Haocrown 32" 4K Ultra HD Smart Bathroom Mirror TV Instruction Manual

Model: HG32REK-S

Brand: Haocrown

1. INTRODUCTION AND OVERVIEW

Thank you for choosing the Haocrown 32" 4K Ultra HD Smart Bathroom Mirror TV. This innovative product combines a high-quality mirror with a fully functional 4K smart television, designed specifically for humid environments. Featuring IP66 waterproof certification, Android 13 OS, a built-in voice assistant, and an ATSC tuner, this mirror TV offers a seamless entertainment experience in your bathroom, kitchen, or any wet area.

This manual provides essential information for the safe and efficient operation of your new device. Please read it thoroughly before installation and use, and retain it for future reference.

2. KEY FEATURES

- **4K Ultra HD Picture Quality:** Enjoy stunning 4K resolution with vibrant colors and details, offering four times the resolution of standard HD.
- **Professional IP66 Waterproof:** The entire unit features triple waterproof treatment, meeting IP66 standards for dustproof, anti-fog, and water-resistant performance, ideal for wet environments.
- **2-in-1 Vanishing Mirror TV Design:** Functions as a luxury mirror when off, transforming into a beautiful 4K display when powered on.
- **Android 13 Smart TV:** Equipped with WiFi, Bluetooth, and streaming technology. Pre-installed apps include Netflix, YouTube, Spotify, and Prime Video. More apps can be downloaded via the App Store.
- **Built-in Voice Assistant (Remote with Mic):** Control your mirror TV hands-free using the included voice-enabled remote.
- **ATSC Tuner:** Supports all digital HDTV programs, allowing you to watch regular TV channels without an internet connection.
- **High Brightness:** 500 cd/ brightness ensures clear visibility even in well-lit rooms.

3. WHAT'S IN THE BOX

The package for your Haocrown 32" 4K Smart Bathroom Mirror TV includes the following items:

- 32-inch 4K Smart TV Mirror
- IP68 Waterproof Remote Control
- Bluetooth Voice Remote Control (with Mic)
- DC12V Adapter and Power Plug
- Embedded Wall Mount Bracket
- Installation Screws and Expansion Rubber Plugs
- User Manual

Package Includes:

4K Mirror TV



SPECIFICATION:

TV Overall size :29.6"x17.6"x1.8"(751 x 448 x 45 mm)
Screen size : 32 inches (32 inches measured diagonally)
Wall Mount : 17"x 8.5 " x 0.6 "(432 x 215 x 16 mm)
Power Supply:AC ~100-240V 50/60HZ
Power Consumption : 60W (standby<1W)
Working Temperature : 0 ~66 °C


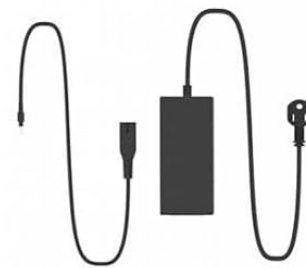
Wall Bracket



Description Manual



Power Cable



Screws



Waterproof
Remote Control



Voice Remote

Figure 3.1: Package Contents. This image displays the 32-inch 4K mirror TV, an IP68 waterproof remote, a Bluetooth voice remote, a DC12V adapter and plug, an embedded wall mount, and the user manual.

4. PRODUCT SPECIFICATIONS

Feature	Specification
Screen Size	32 Inches
Resolution	4K Ultra HD
Display Technology	QLED
Refresh Rate	60 Hz
Operating System	Android 13 OS
Waterproof Rating	IP66
Brightness	500 cd/
Connectivity	Ethernet, HDMI, USB, Wi-Fi, Bluetooth
Speaker Type	Built-In
Voltage	12 Volts (DC)
Product Dimensions (WxHxD)	29.6" × 17.6" × 1.8" (751 x 448 x 45 mm)
Wall Bracket Dimensions	17" × 8.5" × 0.6" (432 x 215 x 16 mm)
Item Weight	30.8 pounds (14 Kilograms)

Main Functional Interfaces

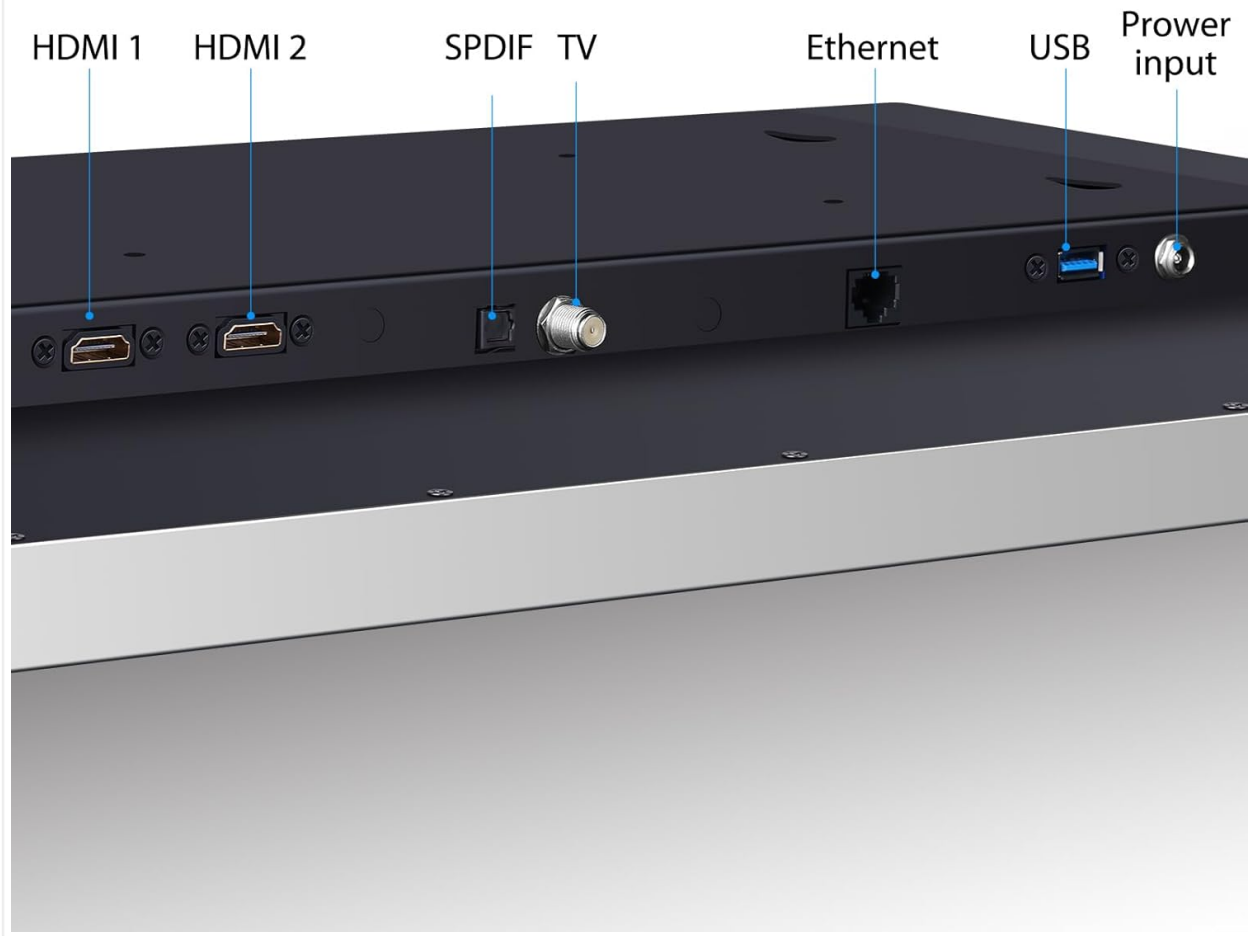


Figure 4.1: Main Functional Interfaces. This image highlights the various input and output ports available on the TV, including HDMI, SPDIF, TV antenna, Ethernet, USB, and DC 12V power input.

5. SETUP & INSTALLATION

Proper installation is crucial for the performance and longevity of your Haocrown Mirror TV. It is recommended to consult a qualified professional for electrical and mounting work.

5.1 Wall Mounting

1. **Prepare the Wall:** Ensure the mounting surface is sturdy and can support the weight of the TV. Use a stud finder to locate studs if necessary.
2. **Mark Drill Holes:** Use the provided wall mount bracket as a template to mark the drilling positions on the wall. Ensure the TV will be level and at the desired height.
3. **Drill Holes:** Drill pilot holes at the marked positions. Insert the expansion rubber plugs into the drilled holes.
4. **Attach Wall Bracket:** Secure the wall mount bracket to the wall using the provided screws.
5. **Connect Cables:** Before hanging the TV, connect all necessary cables (power, HDMI, antenna, Ethernet) to the ports on the back of the TV. Route cables through the wall if desired for a clean look.
6. **Hang the TV:** Carefully lift the TV and align it with the wall mount bracket. Secure the TV to the bracket according to the bracket's instructions.



Figure 5.1: Easy Wall Mounting Guide. This diagram illustrates the dimensions of the 32-inch mirror TV and its wall bracket, along with four steps for secure installation using expansion plugs and screws.

5.2 Initial Setup

1. **Power On:** Connect the DC12V adapter to the TV and a power outlet. Press the power button on the remote or the touch control on the mirror.
2. **Language and Region:** Follow the on-screen prompts to select your preferred language and region.
3. **Network Connection:** Connect to your Wi-Fi network by selecting it from the list and entering the password. Alternatively, connect via Ethernet cable.
4. **Google Account:** Sign in with your Google account to access the Google Play Store and other smart features.
5. **Channel Scan (ATSC Tuner):** If using an antenna, navigate to the TV settings and perform a channel scan to find available digital HDTV programs.

6. OPERATING INSTRUCTIONS

6.1 Remote Control & Voice Assistant

Your Haocrown Mirror TV comes with two remote controls: an IP68 waterproof remote and a Bluetooth voice remote with a built-in microphone. The voice remote allows for hands-free control.

- **Power On/Off:** Press the power button on either remote or the touch control on the mirror.
- **Navigation:** Use the directional buttons on the remote to navigate menus and select options.
- **Voice Commands:** Press the microphone button on the Bluetooth remote and speak your command (e.g., "Open Netflix," "Search for action movies," "What's the weather?").
- **Volume Control:** Use the volume buttons on the remote to adjust audio levels.

6.2 Smart TV Features

- **App Access:** From the home screen, select pre-installed apps like Netflix, YouTube, Spotify, or Prime Video. Download additional apps from the Google Play Store.
- **Screen Mirroring (Chromecast Built-in):** Cast content from your compatible smartphone, tablet, or computer directly to the mirror TV.
- **ATSC Tuner:** Switch to the TV input to watch over-the-air digital broadcasts.

6.3 Defogging Function

The mirror TV features a defogging function to maintain clear visibility in humid conditions. Activate it via the touch control on the mirror or through the settings menu.

7. MEDIA INTEGRATION

7.1 Product Images




Figure 7.1: Magic Mirror Design. This image illustrates the dual functionality of the Haocrown TV, acting as a mirror when off and a vibrant display when on.



Figure 7.2: Professional IP66 Waterproof. A user is shown showering while the TV displays content, highlighting its robust waterproof design.




Figure 7.3: All-in-One Entertainment. This image shows a person enjoying streaming content on the mirror TV while relaxing in a bathtub.




Figure 7.4: Brilliant 4K Picture Quality. A visual comparison demonstrating the superior clarity and detail of 4K Ultra HD with HDR 10 versus standard HD.

7.2 Official Product Videos

Video 7.1: Haocrown 32 Inch 4K Smart Ultra HD Bathroom TV. This video provides a quick overview of the 32-inch 4K Smart Bathroom TV, showcasing its features and design.

Video 7.2: Haocrown 32 Inch 4K Ultra HD Smart Mirror Bathroom TV. A detailed video demonstrating the 32-inch 4K Ultra HD Smart Mirror Bathroom TV, including its smart functionalities and mirror capabilities.

Video 7.3: Haocrown 32" 4K Ultra HD Smart Bathroom Mirror TV. This video highlights the key features and benefits of the Haocrown 32-inch 4K Ultra HD Smart Bathroom Mirror TV.

Video 7.4: Haocrown 32 Inch 4K Ultra HD Smart Bathroom Mirror TV. A vertical format video showcasing the Haocrown 32-inch 4K Ultra HD Smart Bathroom Mirror TV in various settings.

8. MAINTENANCE

To ensure the longevity and optimal performance of your Haocrown Mirror TV, follow these maintenance guidelines:

- **Cleaning the Mirror:** Use a soft, lint-free cloth and a mild, non-abrasive glass cleaner. Spray the cleaner onto the cloth, not directly onto the mirror surface, to avoid liquid seeping into the edges.
- **Cleaning the Frame:** Wipe the frame with a soft, damp cloth. Avoid harsh chemicals or abrasive materials.
- **Water Exposure:** While the TV is IP66 waterproof, avoid directly spraying high-pressure water onto the screen or connections. Ensure all port covers are securely closed if applicable.
- **Software Updates:** Periodically check for and install software updates to ensure your Android OS is running the latest version for security and feature enhancements.

9. TROUBLESHOOTING

If you encounter any issues with your Haocrown Mirror TV, please refer to the following common troubleshooting steps:

- **No Power:** Ensure the power adapter is securely connected to both the TV and a working power outlet. Try a different outlet.
- **No Picture/Sound:** Check all cable connections (HDMI, antenna). Ensure the correct input source is selected on the TV.
- **Wi-Fi Connection Issues:** Restart your router and the TV. Re-enter your Wi-Fi password in the network settings. Ensure the TV is within range of your Wi-Fi signal.
- **Remote Not Responding:** Check the batteries in the remote control. For Bluetooth remotes, ensure it is

properly paired with the TV.

- **Fogging Issues:** Activate the defogging function. Ensure the bathroom is adequately ventilated.

For persistent issues, please contact customer support.

10. WARRANTY & SUPPORT

Your Haocrown 32" 4K Ultra HD Smart Bathroom Mirror TV comes with a manufacturer's warranty. Please refer to the warranty card included in your package for specific terms and conditions.

For any support needs, technical assistance, or warranty claims, please contact Haocrown customer service. You can typically find contact information on the manufacturer's website or through the seller's support page where you purchased the product.



Figure 10.1: How to Find Support and Service. This image provides a visual guide on how to reach out for support via the Amazon platform, detailing steps to contact the seller.