

MIYADIVA 20X

MIYADIVA 20X Magnifying Lighted Makeup Mirror

Model: 20X

1. SAFETY INSTRUCTIONS

Please read all instructions carefully before using the MIYADIVA 20X Magnifying Lighted Makeup Mirror. Keep this manual for future reference.

- Do not immerse the mirror or its components in water or other liquids.
- Keep the mirror away from direct sunlight to prevent fire hazards.
- Ensure the mirror is placed on a stable, flat surface to prevent tipping.
- When using the 20X magnification side, keep your eyes approximately 3-5 inches (7-12 cm) away from the mirror to avoid dizziness or image inversion.
- Do not attempt to disassemble or repair the mirror yourself. Contact customer support if issues arise.
- Keep out of reach of children.

2. PACKAGE CONTENTS

Verify that all items are included in your package:

- 1 x MIYADIVA 20X Magnifying Lighted Makeup Mirror (8.8 Inches)
- 1 x USB-C Charging Cable
- 1 x Cleaning Cloth
- 1 x User Manual

Tap The Mirror Button To Change The Light Color



Image: The MIYADIVA 20X Magnifying Lighted Makeup Mirror with its USB-C charging cable and cleaning cloth.

3. SETUP

The MIYADIVA mirror features a detachable design for easy assembly and portability.

3.1 Assembly

1. Carefully unpack all components: the mirror head, the support bar, and the base.
2. Insert the bottom end of the support bar into the designated slot in the base until it clicks securely into place.
3. Attach the mirror head to the top of the support bar, ensuring it is firmly connected.



Image: Step-by-step diagram illustrating the assembly process of the mirror, connecting the base, support bar, and mirror head.

3.2 Disassembly for Travel

To disassemble the mirror for travel, gently squeeze the two fingers in the direction of the arrow on the support bar to separate it from the base. The mirror head can also be detached from the support bar.





Image: Diagram demonstrating how to disassemble the mirror into three portable parts by squeezing the support bar from the base.

3.3 Charging

The mirror is equipped with a 2000 mAh rechargeable battery. Connect the provided USB-C charging cable to the charging port on the side of the mirror and to a compatible USB power source (e.g., 5V/1A adapter, laptop, power bank, car charger). The charging indicator light will turn red while charging and green when fully charged. A full charge provides 4-5 hours of continuous use.

20X Travel Magnifying Vanity Mirror



Power selection



Image: The mirror's charging port and indicator lights, showing red for charging and green for fully charged, along with compatible power sources.

4. OPERATING INSTRUCTIONS

4.1 Power On/Off and Light Modes

The mirror features a touch-sensitive power button on the mirror surface. Short press the button to cycle through three light colors: white light, warm light, and natural light. Press again to turn off the lights.



Image: A visual representation of the three adjustable light colors: cool light, natural light, and warm light, activated by tapping the mirror button.

4.2 Adjustable Brightness

To adjust the light intensity, long-press the power button. The brightness will gradually increase or decrease. Release the button when the desired brightness is reached. The mirror will automatically remember your last brightness setting for the next use.



Image: A user demonstrating the adjustable brightness feature by long-pressing the touch button on the mirror surface.


4.3 1X and 20X Magnification

The mirror features a double-sided design. One side provides 1X true-to-life reflection for general makeup application. The other side offers 20X magnification for detailed tasks such as applying eyeliner, plucking eyebrows, or inserting contact lenses.

Double-sided with 1X/20X magnification



20X strong Magnification



Warm Tip: Please keep within 5 inch to avoid dizzy while using 20X magnifying

Image: A split image illustrating the 1X high-definition view and the 20X professional magnification side for detailed tasks.

4.4 360° Rotation

The mirror head can be rotated 360 degrees to find the most comfortable and effective viewing angle for your needs.

Lighted Makeup Mirror with 20X Magnification




Image: A diagram illustrating the 360-degree rotational capability of the mirror head on its stand.

4.5 Phone Holder

The base of the mirror includes a convenient tray that can also serve as a phone holder, allowing you to watch videos or follow tutorials while doing your makeup.



Image: The mirror positioned on a desk, with a smartphone resting in the integrated holder on its base, demonstrating its multi-functional use.

4.6 Automatic Shut-off

The mirror features an automatic shut-off function that turns off the lights after 30 minutes of continuous use to conserve battery life.

Video: A demonstration of the MIYADIVA Makeup Mirror's features, including light modes, magnification, and portability. This video is provided by the seller, View Store USA.

5. MAINTENANCE

- Clean the mirror surface with the provided cleaning cloth or a soft, lint-free cloth.
- Do not use abrasive cleaners, solvents, or harsh chemicals, as these may damage the mirror's finish or coating.
- Store the mirror in a cool, dry place when not in use. If traveling, disassemble it and store it in a protective bag.

6. TROUBLESHOOTING

Problem	Possible Cause	Solution
Lights do not turn on.	Low battery or power issue.	Charge the mirror using the provided USB-C cable. Ensure the power source is working.
Lights flicker or dim.	Low battery.	Recharge the mirror.
Image appears distorted on 20X side.	Too far from the mirror.	Move your face closer to the 20X side (3-5 inches recommended) for a clear, magnified image.
Mirror does not hold a charge.	Battery degradation or faulty charging cable/port.	Try a different USB-C cable and power adapter. If the issue persists, contact customer support.

7. SPECIFICATIONS

Feature	Detail
Model Number	20X
Magnification	1X / 20X (Double-sided)
Mirror Diameter	8.8 Inches (22.35 cm)
Light Modes	3 Colors (White, Warm, Natural)
Brightness	Adjustable (Long-press touch button)
LED Lights	80 energy-saving LED beads

Feature	Detail
Battery Capacity	2000 mAh Lithium Polymer
Working Time	4-5 hours (on a single full charge)
Charging Port	USB-C
Rotation	360° Swivel
Material	Acrylonitrile Butadiene Styrene (ABS)
Features	Detachable design, Phone holder base, Auto shut-off (30 mins)

OUR	OTHERS
Double-Sided	Sided
8.8 IN/22.35 cm	6 IN / 15.2 CM
64	34
Clear illumination	Blurred and dim
1500 mAh	4*AAA
3 adjustable colors	Single light
20X magnification	No magnifying
Detachable	Non-detachable

Image: A comparison chart highlighting the features of the MIYADIVA mirror, including double-sided 8.8-inch mirror, 64 LEDs, 1500 mAh battery, 3 adjustable colors, 20X magnification, and detachable design.

8. WARRANTY AND SUPPORT

MIYADIVA products come with a standard manufacturer's warranty. For specific warranty details, please refer to the product packaging or contact MIYADIVA customer support.

If you encounter any problems with your MIYADIVA 20X Magnifying Lighted Makeup Mirror, please contact us through Amazon. We are committed to providing a reply and solution within 24 hours.

For further assistance, visit the [MIYADIVA Store on Amazon](#).