

## XIAO WEI QH-229

# XIAO WEI Queen Bed Frame with Rattan Headboard and Storage Drawers - Instruction Manual

Model: QH-229

## INTRODUCTION

---

This manual provides detailed instructions for the assembly, operation, and maintenance of your XIAO WEI Queen Bed Frame (Model QH-229). This bed frame features a natural rattan headboard, a sturdy steel frame, wooden slats, and four integrated storage drawers. Please read these instructions carefully before beginning assembly to ensure proper setup and safe use.



Image: Fully assembled XIAO WEI Queen Bed Frame with natural rattan headboard and two storage drawers pulled out, showcasing the design and storage capacity.

## SAFETY INFORMATION

Please observe the following safety guidelines during assembly and use of the bed frame:

- Exercise caution around sharp edges during assembly to prevent injury.
- Do not exceed the maximum weight recommendation of 700 pounds for the bed frame.
- Be careful when operating the smooth-wheeled drawers to avoid injury.
- While the bed frame is designed for noise-free operation, regularly check for any signs of instability or unusual movement.

## PACKAGE CONTENTS

Verify that all components are present before beginning assembly. The package typically includes:

- Headboard (with natural rattan panels)
- Footboard
- Side Rails

- Steel Frame Components
- Wooden Slats
- 4 Storage Drawers (with wheels)
- Assembly Hardware (screws, bolts, tools)
- Assembly Instructions
- Corner Protectors
- Sponge Foam Strips (for noise reduction)

## Thoughtful Detail



◀ Sponge strips for eliminating noise ▶



◀ Wooden slats for simple installation ▶



◀ Corner protectors at the footboard to prevent scratches ▶



Image: Close-up views of key components, including sponge strips for noise elimination, wooden slats for mattress support, and corner protectors for safety.

## SETUP AND ASSEMBLY INSTRUCTIONS

Assembly of the XIAO WEI Queen Bed Frame is designed to be straightforward. It is recommended to have two people for assembly, though one person can complete it. All necessary accessories and tools are included in the packaging.

1. **Unpack and Organize:** Carefully unpack all components and lay them out on a clean, soft surface to prevent scratches. Identify each part using the provided parts list in the separate assembly manual.
2. **Assemble the Headboard:** Attach the rattan headboard panels to the main headboard frame using

the designated hardware. Ensure all connections are secure.

3. **Construct the Main Frame:** Connect the side rails to the headboard and footboard. Secure the steel frame components according to the detailed diagrams in the included assembly guide.
4. **Install Wooden Slats:** Place the wooden slats across the bed frame. The slats are designed for simple installation and provide robust support for your mattress without the need for a box spring. Ensure sponge foam strips are correctly positioned to reduce noise.
5. **Assemble Storage Drawers:** Assemble the four storage drawers. Attach the wheels to the bottom of each drawer. The upgraded wheels are designed for smooth movement.
6. **Insert Drawers:** Slide the assembled drawers into their designated positions under the bed frame. The drawer lock holes can fix the wheels to prevent them from moving freely when not in use.
7. **Final Checks:** Double-check all screws and bolts to ensure they are tightened securely. Place the mattress on the wooden slats.

Your browser does not support the video tag.

Video: A brief overview showcasing the XIAO WEI Queen Bed Frame in a bedroom setting, highlighting its aesthetic and functional features after assembly.



Image: Detailed view of the under-bed storage drawers, illustrating the smooth-rolling wheels and the mechanism for securing the drawers in place.

# OPERATING INSTRUCTIONS

---

## Using the Storage Drawers

The bed frame includes four under-bed storage drawers designed for convenient organization.

- To open, gently pull the drawer outwards. The wheels allow for smooth movement.
- To close, push the drawer back into position. Ensure the drawer lock hole engages with the frame to prevent unintended movement.
- These drawers are ideal for storing clothes, shoes, bedding, or other personal items.

## Noise Reduction Features

The bed frame is equipped with sponge foam strips on the steel frame to minimize noise from friction between components. This design contributes to a quiet sleeping environment.

## MAINTENANCE

---

To ensure the longevity and appearance of your bed frame, follow these maintenance guidelines:

- **Cleaning:** Wipe the wooden and rattan surfaces with a soft, damp cloth. Avoid harsh chemicals or abrasive cleaners, which can damage the finish. For rattan, a dry brush can be used to remove dust from crevices.
- **Rattan Care:** Natural rattan can dry out over time. In very dry climates, occasional light misting with water (and immediate drying) or a specialized rattan conditioner can help maintain its flexibility and prevent cracking.
- **Hardware:** Periodically check all bolts and screws and tighten them if necessary to maintain stability and prevent squeaking.
- **Weight Distribution:** Distribute weight evenly across the bed frame to prevent stress on individual slats or frame components.
- **Drawer Wheels:** Keep the drawer wheels free of dust and debris to ensure smooth operation.



## Natural rattan headboard

The rattan surface at the headboard is made of natural rattan woven by hand from Indonesia, which is very natural, clean, and breathable.

Image: Detailed view of the natural rattan weave on the headboard, highlighting its texture and craftsmanship.

## TROUBLESHOOTING

---

If you encounter any issues with your XIAO WEI Queen Bed Frame, please refer to the following common solutions:

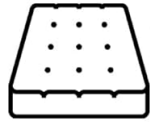
- **Squeaking Noises:** Ensure all bolts and screws are tightly secured. Check that the sponge foam strips are correctly positioned between the slats and the frame.
- **Drawers Not Sliding Smoothly:** Inspect the drawer wheels for any obstructions (dust, hair) and clean them if necessary. Ensure the drawers are properly aligned within their tracks.
- **Missing or Damaged Parts:** If you find any parts missing or damaged upon unboxing, do not proceed with assembly. Contact customer support immediately for assistance.
- **Assembly Difficulties:** If you experience difficulties during the assembly process, review the detailed assembly instructions provided with the product. If problems persist, contact our after-sales team for guidance.

## SPECIFICATIONS

---

<b>Feature</b>	<b>Detail</b>
Model Number	QH-229
Size	Queen (U.S. Standard)
Product Dimensions (L x W x H)	85.8" x 61.9" x 41.1"
Material	Natural Rattan, Steel, Engineered Wood
Color	Natural Wood
Weight Capacity	800 lbs
Storage Options	4 Sliding Drawers
Box Spring Required	No
Assembly Required	Yes
Item Weight	110 pounds
UPC	654403826974

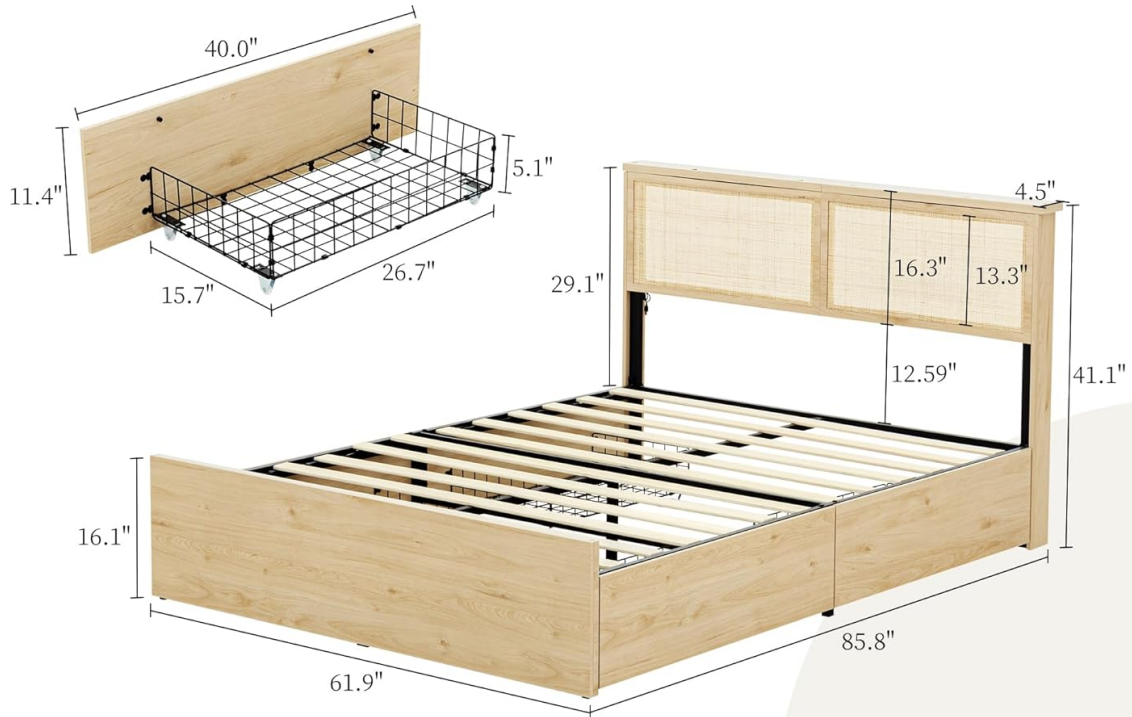
# SIZE



Mattress  
8"-13"



Capacity  
800 lbs



**Material**  
Metal  
Natural rattan  
Engineer wood

**Dimensions**  
LXWXH  
85.8" x 61.9" x 41.1"

**Weight Capacity**  
800lbs

Image: Technical diagram illustrating the dimensions (length, width, height) and weight capacity (800 lbs) of the XIAO WEI Queen Bed Frame.

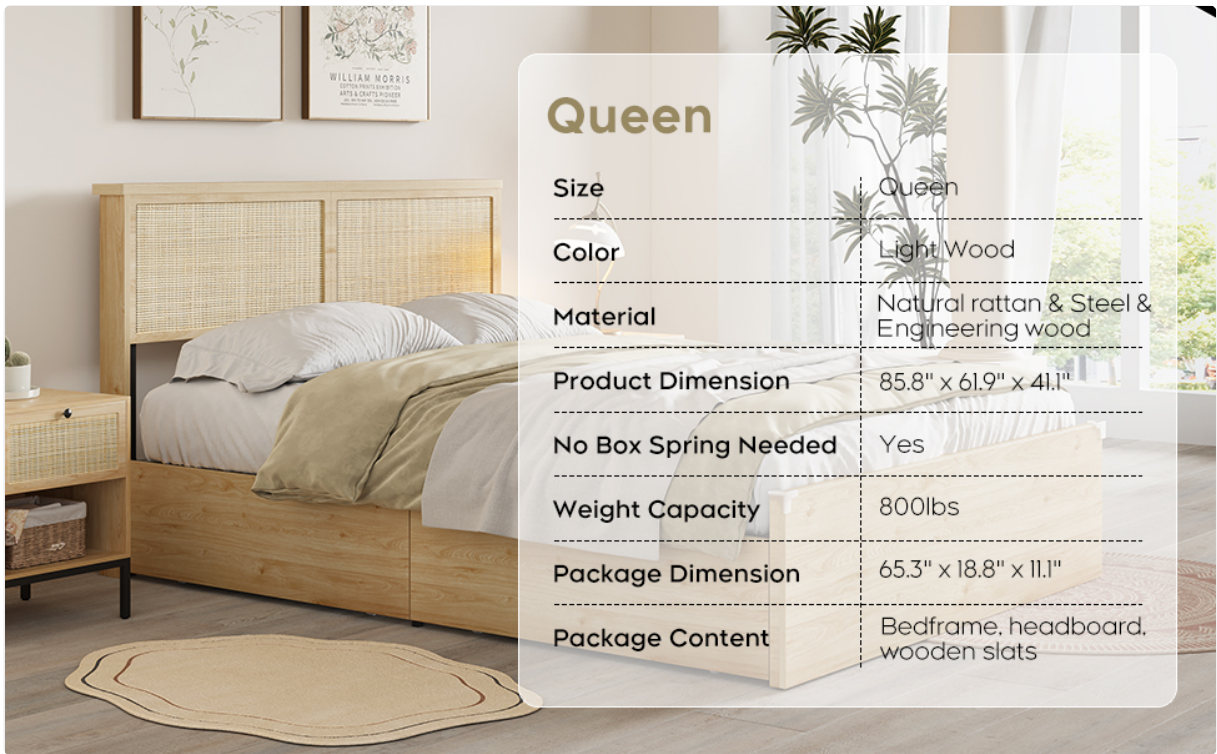


Image: Infographic summarizing key specifications such as size, color, material, product dimensions, weight capacity, and package contents.

## WARRANTY AND SUPPORT

For any questions, concerns, or issues regarding your XIAO WEI Queen Bed Frame, please contact our after-sales support team.

- **Customer Service:** If you encounter any problems during installation or use, or if you have missing/damaged parts, please reach out to the seller, "canable store", through the platform where you made your purchase.
- **Returns:** The product typically comes with a 90-day easy return policy. Refer to your purchase details for specific return conditions.