

## Hugolog HU-PWG3P-W-NL

# Hugolog 3K 5MP Light Bulb Security Camera (Model HU-PWG3P-W-NL) - Instruction Manual

Your comprehensive guide to setup, operation, and maintenance.

## 1. PRODUCT OVERVIEW

The Hugolog 3K 5MP Light Bulb Security Camera offers advanced surveillance features in a discreet, easy-to-install form factor. Designed for both indoor and outdoor use, it provides high-resolution video, intelligent detection, and two-way communication to enhance your home security.

### HDR-See More Clearly

Let your monitoring screen have no dead ends even in strong contrast.



Image: Overview of the Hugolog 3K Indoor/Outdoor Bulb Camera highlighting features like IP65, 3K HD, 355° Pan/90° Tilt, Motion Tracking, AI Motion Detection, Starlight Color Night Vision, 2.4G Wifi Only, and Cloud/SD Card Storage.

## 2. SETUP AND INSTALLATION

Installing your Hugolog Light Bulb Security Camera is designed to be straightforward. Follow these steps for a quick and easy setup.

### 2.1 Physical Installation

1. **Turn off power:** Before installation, ensure the power to the light socket is turned off at the circuit breaker

to prevent electrical hazards.

2. **Screw in the camera:** Carefully screw the camera into a standard E27 or E26 light bulb socket. Ensure it is securely fastened.
3. **Remove protective film:** Gently remove any protective plastic film from the camera lens.
4. **Restore power:** Turn the power back on at the circuit breaker. The camera will power on and begin its initialization sequence.

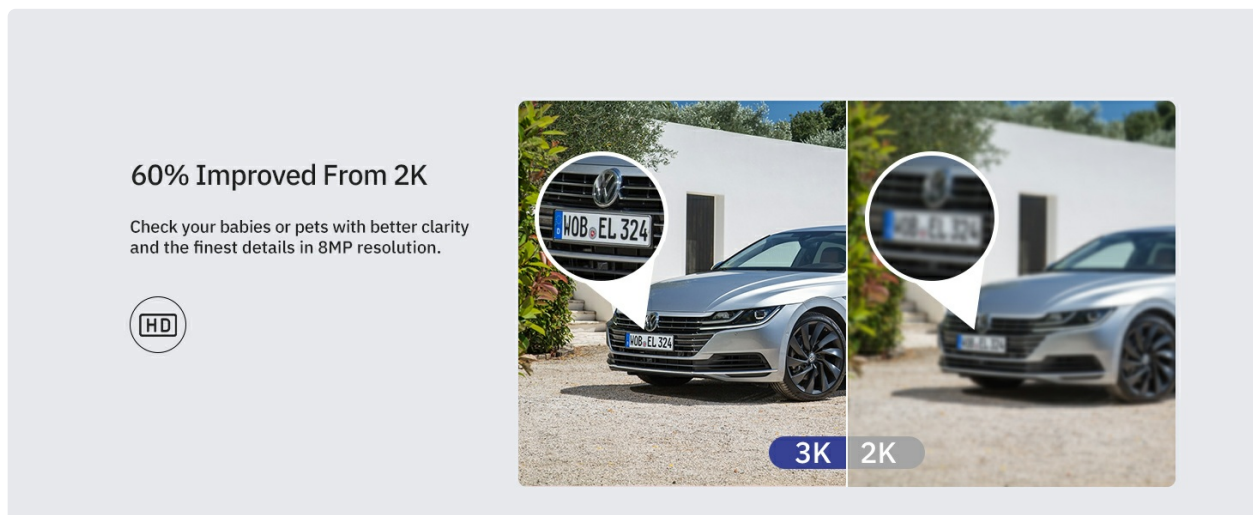


Image: Visual guide demonstrating how the light bulb camera fits into different E27 universal screw design lampshades, indicating suitable and unsuitable sizes.

## 2.2 App Pairing and Network Configuration

The camera uses Bluetooth for initial pairing and connects to a 2.4GHz Wi-Fi network. **Note: This camera does not support 5GHz Wi-Fi.**

1. **Download the App:** Download the 'Hugolog Connect' app from your smartphone's app store (available on App Store and Google Play).
2. **Enable Bluetooth and Network Access:** In your phone settings, ensure Bluetooth is enabled and the 'Hugolog Connect' app has network access permissions.
3. **Initiate Pairing:** Open the 'Hugolog Connect' app. The app will automatically search for nearby devices. If prompted, click 'Add Device' and select 'Video Surveillance' > 'G3-2.4GHz'.
4. **Connect to Wi-Fi:** Confirm that the network you are connecting to is a 2.4GHz Wi-Fi network. Enter the correct Wi-Fi password and username when prompted.
5. **Complete Setup:** Follow the on-screen instructions to complete the pairing process. The camera will make a sound prompt "Camera ready to connect" when it's ready. If the indicator is not in the right status, move up the lens to find the reset button and hold it for 5 seconds until you hear a voice prompt.

Video: A quick guide to camera network configuration, demonstrating the app pairing process and Wi-Fi setup for the Hugolog camera.

## See The Whole Room

Pan 350° left and right+tilt 52° straight up or straight down.




Image: Step-by-step screenshots illustrating the Bluetooth network setup, including enabling Bluetooth, searching for devices, and entering Wi-Fi credentials.

## 3. OPERATING INSTRUCTIONS

Once your camera is set up, you can access its features through the Hugolog Connect app.

### 3.1 Live View and Pan/Tilt Control

- Open the Hugolog Connect app and select your camera to view the live feed.
- Use the on-screen controls to pan 355° horizontally and tilt 90° vertically to adjust the camera's viewing angle.

## Notify what happens in your house

Capture the movements in the Detection area and push a real-time notification to your phone.

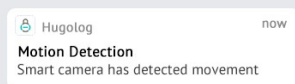


Image: Illustration of the camera's wide pan (355°) and tilt (90°) range, allowing for comprehensive room coverage.

### 3.2 Video Quality and Night Vision

- The camera provides 3K (5MP) ultra-clear video resolution for detailed footage.
- Equipped with a starlight sensor and f/1.4 aperture, it offers color night vision, capturing significantly more light than traditional cameras for clear nighttime viewing without additional lighting.

### Crystal-Clear Conversations, Noise-Free Connections

Delivers pristine two-way talk with advanced sound enhancement!

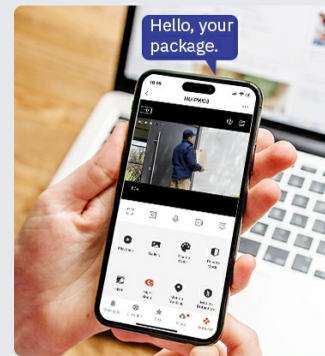


Image: A visual comparison demonstrating the superior clarity and color retention of Hugolog's starlight color night vision compared to standard color and infrared night vision.

## 3.3 AI Smart Detection and Alerts

- The camera's AI can identify humans, pets, flames, and vehicles, reducing false alarms.
- Receive instant notifications on your mobile device when important events are detected.
- The built-in siren alarm can be activated manually or automatically upon detection to deter intruders.

### Never Miss Every Moment of Your Kids

Filter up to 95% of false alarms with built-in AI and only get important alerts.



Image: Visual representation of the camera's AI smart detection capabilities, highlighting its ability to identify and track humans, pets, packages, and vehicles.

## 3.4 Two-Way Talk and Sound Processing

- Utilize the camera's built-in microphone and speaker for two-way communication with visitors or to deter unwanted guests.
- AI sound processing enhances human voice clarity and detects specific sounds, such as a baby's cry, to provide timely alerts.



### Works With Alexa

Capture the movements in the Detection area and push a real-time notification to your phone.



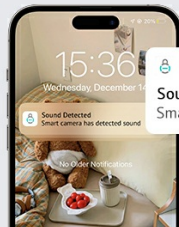
Image: Depiction of the camera's AI sound processing, showing clear two-way communication with a delivery person and detection of a baby's sounds.

## 3.5 Storage and Sharing

- Store recorded footage either on a microSD card (up to 128GB, not included) or via optional cloud storage services.
- Share camera access with up to 20 people and view up to 9 live feeds simultaneously on one account.

### Always Pay Attention to Your Baby

Built-in smart sound detection system, so you know when your little one needs some attention.



Hugolog now  
**Sound Detection**  
Smart camera has detected sound



Image: Features of the camera including IP65 waterproof rating, 24/7 continuous recording, and support for up to 128GB Micro SD card and US Cloud storage.

## 4. MAINTENANCE

Regular maintenance ensures optimal performance and longevity of your security camera.

- **Cleaning:** Gently wipe the camera lens with a soft, dry cloth to remove dust or smudges. Avoid harsh chemicals.
- **Firmware Updates:** Periodically check the Hugolog Connect app for available firmware updates to ensure your camera has the latest features and security enhancements.
- **Network Stability:** Ensure your 2.4GHz Wi-Fi network is stable and strong in the camera's location for uninterrupted operation.

## 5. TROUBLESHOOTING

If you encounter issues with your Hugolog camera, refer to these common solutions.

- **Camera Not Connecting:** Ensure your Wi-Fi is 2.4GHz. Verify the Wi-Fi password. Try resetting the camera by holding the reset button for 5 seconds.
- **Poor Video Quality:** Check your Wi-Fi signal strength. Ensure the lens is clean and free from obstructions.
- **Frequent False Alarms:** Adjust the AI detection sensitivity settings in the app. Ensure the camera is positioned to minimize detection of irrelevant movements (e.g., tree branches, passing cars if not desired).
- **No Night Vision:** Confirm the camera is in an area with sufficient ambient light for color night vision, or ensure the IR lights are not obstructed.
- **Two-Way Talk Issues:** Check your device's microphone and speaker settings. Ensure there is no excessive background noise interfering with audio.

## 6. SPECIFICATIONS

Feature	Detail
Model Name	HU-PWG3P-W-NL
Indoor/Outdoor Usage	Outdoor
Video Capture Resolution	3K (5MP Effective Still Resolution)
Connectivity Technology	Wireless (2.4GHz Wi-Fi Only)
Mounting Type	Light Bulb Socket E27 E26
Power Source	Corded Electric
Night Vision Range	33 Feet
Low Light Technology	Starlight
Alert Type	Motion Only
Control Method	App
Compatible Devices	Alexa
Item Dimensions (L x W x H)	8.86 x 6.38 x 5.91 inches
Item Weight	15.5 ounces
UPC	764742512756

## 7. WARRANTY AND SUPPORT

For warranty information and technical support, please refer to the official Hugolog website or contact their customer service directly. Keep your purchase receipt for warranty claims.

**Online Resources:** Visit the [Hugolog Store on Amazon](#) for additional product information and support.

