

## WHATOOK LH2203

# WHATOOK Portable Handheld Mini Fan User Manual

Model: LH2203

## INTRODUCTION

Thank you for purchasing the WHATOOK Portable Handheld Mini Fan. This manual provides important information regarding the setup, operation, maintenance, and troubleshooting of your new fan. Please read this manual thoroughly before using the product to ensure safe and optimal performance.

This compact and powerful fan is designed to provide efficient personal cooling with its ultra-high wind speed and long-lasting rechargeable battery, making it ideal for various scenarios including travel, outdoor activities, and daily use.

## PRODUCT FEATURES

- **Ultra-high Wind Speed:** Achieves up to 8.5m/s, providing powerful and rapid cooling.
- **Long Battery Life & Fast Charging:** Offers 6-10 hours of operation on a single charge, with 2A fast charging for quick replenishment (2.5 hours for 80% charge).
- **High Speed Brushless Motor:** Operates at up to 13,500 RPM for superior airflow.
- **Wind Gathering Design:** Engineered for concentrated and effective airflow.
- **Portable & Compact:** Lightweight and small design for easy carrying and storage.
- **Digital Display:** Shows current gear and battery level.

# Cooler Air from Ultra-high Speed



Figure 1: Illustration of the fan's powerful airflow and comparison to standard fans.

# High Speed Brushless Motor



Figure 2: Detailed view of the high-speed brushless motor and its components.

## WHAT'S INCLUDED

---

Please check the package contents upon unboxing:

- 1 x WHATOOK High Speed Fan
- 1 x Type C 2A Cable

- 1 x Silicone Lanyard
- 1 x User Manual (this document)



Figure 3: Contents of the WHATOOK Portable Fan package.

## SETUP

---

1. **Initial Charge:** Before first use, fully charge the fan using the provided Type C 2A cable. Connect the cable to the fan's charging port and a compatible USB power source (e.g., wall adapter, computer USB port). The digital display will indicate charging status.
2. **Attach Lanyard (Optional):** If desired, attach the silicone lanyard to the designated loop on the fan's handle for convenient carrying.



# 3600mAh Li-ion Battery

Gear Display &  
Battery Display

10.5  
Hours

Working Time

2.5  
Hours

Charging Time



Figure 4: The fan's 3600mAh Li-ion battery and digital display.

## OPERATING INSTRUCTIONS

The WHATOOK Portable Fan features a simple one-button control for ease of use.

1. **Power On/Off:** Press and hold the power button (located on the handle) for 2 seconds to turn the fan on or off.
2. **Adjust Fan Speed:** Once the fan is on, short press the power button to cycle through the 5 available speed

settings. The digital display will show the current speed level (1-5).

3. **Digital Display:** The display shows the current fan speed (1-5) and the remaining battery level.



Figure 5: The WHATOOK Portable Fan in operation, displaying speed and battery.

# Available for Various Scenarios






Figure 6: The fan is suitable for various scenarios, providing personal cooling wherever needed.

## CHARGING INSTRUCTIONS

To charge your WHATOOK Portable Fan:

1. Locate the Type C charging port on the fan's handle.
2. Insert the provided Type C 2A cable into the fan's charging port.

3. Connect the other end of the USB cable to a compatible USB power source (e.g., a 5V/2A wall adapter, power bank, or computer USB port).
4. The digital display will show the charging progress. A full charge typically takes approximately 2.5 hours to reach 80% capacity.
5. Once fully charged, disconnect the charging cable.

A fully charged fan can provide 6-10 hours of continuous use, depending on the selected speed setting.

## MAINTENANCE

To ensure the longevity and optimal performance of your fan, follow these maintenance guidelines:

- **Cleaning:** Use a soft, dry cloth to wipe the exterior of the fan. Do not use abrasive cleaners or immerse the fan in water.
- **Storage:** When not in use for extended periods, store the fan in a cool, dry place away from direct sunlight and extreme temperatures.
- **Battery Care:** To preserve battery life, avoid fully discharging the battery frequently. Recharge the fan when the battery indicator is low.

## TROUBLESHOOTING

Problem	Possible Cause	Solution
Fan does not turn on.	Battery is depleted.	Charge the fan using the provided Type C cable.
Fan produces weak airflow.	Low battery level or fan is on a low speed setting.	Recharge the fan or increase the speed setting by short pressing the power button.
Fan makes unusual noise.	Obstruction in the fan blades or internal issue.	Turn off the fan and check for any obstructions. If the issue persists, contact customer support.
Charging is slow or not working.	Faulty cable, adapter, or charging port.	Ensure you are using the original Type C 2A cable and a compatible power adapter. Try a different cable or adapter.

## SPECIFICATIONS

Feature	Detail
Brand	WHATOOK
Model Name	WHATOOK Portable Fan (LH2203)
Color	White
Power Source	Battery Powered (2 Lithium Ion batteries included)
Battery Capacity	3600mAh (implied from 10.5 hours working time and 2.5 hours charging time in images)
Working Time	Up to 10.5 hours (depending on speed setting)
Charging Time	Approx. 2.5 hours (for 80% charge)



Feature	Detail
Max Wind Speed	8.5 m/s
Motor Speed	Up to 13,500 RPM
Number of Speed Levels	5
Control Method	Touch (One-button control)
Product Dimensions	1.97"D x 2.35"W x 5.5"H
Item Weight	7.8 ounces
Blade Material	Plastic

	 			Other fan1	Other fan2
Digital Display	 				
Wind Speed	 <b>4~8.5 m/s</b>			4 m/s	1~2 m/s
Power Supply	 <b>3600mAh</b>			2000mAh	1800mAh
Battery Type	 <b>High Quality</b>			General	General
Charging Time	 <b>2.5 H</b>			4H	4H
Working Time	 <b>1.5~10.5 H</b>			2~6H	2~6H
Adjustable Speed	 <b>5</b>			3	2

Figure 7: Detailed specifications comparison.

## WARRANTY AND SUPPORT

For warranty information or technical support, please contact WHATOOK customer service through the retailer where the product was purchased or visit the official WHATOOK brand store online. Please retain your proof of purchase for any warranty claims.

For further assistance, you may refer to the WHATOOK store on Amazon:[WHATOOK Store](#)

