

Svikou 15N95

# Svikou 15.6" Laptop Computer User Manual - Model 15N95

				<a href="#">Introduction</a>	<a href="#">Package</a>					
<a href="#">Contents</a>	<a href="#">Setup</a>	<a href="#">Features</a>	<a href="#">Connectivity</a>	<a href="#">Operation &amp; Support</a>	<a href="#">Maintenance</a>	<a href="#">Troubleshooting</a>	<a href="#">Specifications</a>	<a href="#">Warranty</a>	<a href="#">Index</a>	<a href="#">Help</a>

## 1. INTRODUCTION

Welcome to the Svikou 15.6" Laptop Computer user manual. This guide provides essential information for setting up, operating, maintaining, and troubleshooting your new laptop. Designed for efficiency and portability, this notebook is equipped with a 12th Gen N95 Quad-Core processor, 16GB RAM, and a 512GB NVMe SSD to support your daily computing needs for work, study, and entertainment.

Please read this manual thoroughly to ensure optimal performance and longevity of your device.

## 2. PACKAGE CONTENTS

Upon unboxing your Svikou 15.6" Laptop, please verify that all items listed below are present:

- Svikou 15.6" Laptop Computer (Model 15N95)
- Power Adapter
- Wireless Mouse
- User Manual
- Mouse Pad

**Video:** Unboxing the Svikou Laptop. This video demonstrates the careful packaging and the various components included in the box, such as the laptop, power adapter, wireless mouse, and user manual.

## 3. SETUP

### 3.1 Initial Power-On & Charging

1. Connect the power adapter to the laptop's charging port and then to a power outlet.
2. Press the power button located on the keyboard to turn on the laptop.
3. Allow the laptop to fully charge before its first use for optimal battery calibration.

**Video:** Svikou 15.6 inch Laptop Overview. This video provides a general look at the laptop, including its design and initial boot-up process, demonstrating its quick startup time.

**Video:** Svikou 15.6 inch Silver Laptop Features. This video highlights various features of the silver model, including its physical design and port locations, which are relevant for initial setup.

### 3.2 Operating System Setup

Your Svikou laptop comes with Windows 11 Pro pre-installed. Follow the on-screen prompts to complete the initial setup, including:

- Selecting your region and keyboard layout.
- Connecting to a Wi-Fi network.
- Creating or signing in with a Microsoft account.
- Setting up security features like the fingerprint reader.

### 3.3 Connecting Peripherals

The laptop includes a wireless mouse. To connect it:

1. Locate the USB receiver for the wireless mouse, typically found in the mouse's battery compartment.
2. Insert the USB receiver into an available USB 3.0 port on the laptop.
3. Turn on the wireless mouse. It should automatically connect to the laptop.

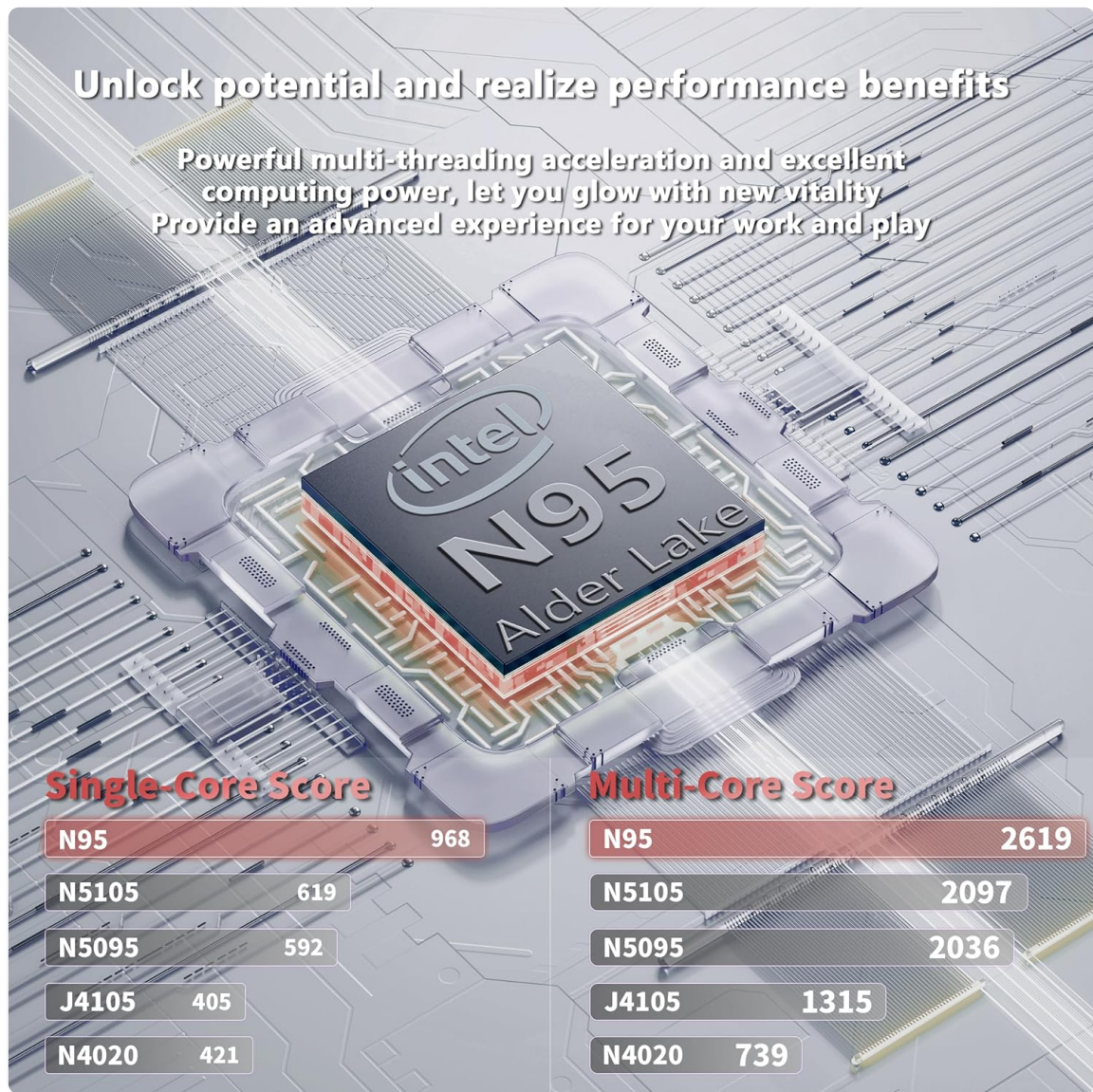
Other USB devices can be connected to the available USB 3.0 ports.

## 4. KEY FEATURES

---

### 4.1 Optimized Performance with Intel N95 Processor

The Svikou 15N95 laptop is powered by the latest 12th Gen Intel Alder Lake N95 processor. This quad-core CPU operates at up to 3.4GHz, featuring 4 cores, 4 threads, and 6MB cache, providing efficient performance for multitasking, work, study, and entertainment. It offers a significant performance improvement over previous generation processors like the Pentium N5030 and Celeron N5095.



**Image:** Performance comparison chart highlighting the Intel N95 processor's single-core and multi-core scores against other processors like N5105, N5095, J4105, and N4020.



**Image:** Visual representation of the Intel N95 processor, emphasizing its 7nm process, 4 cores, 4 threads, 6MB L3 Cache, and 3.4GHz Burst Frequency.

#### 4.2 Memory & Storage

The laptop is equipped with **16GB DDR4 RAM** for smooth multitasking and efficient application handling. For storage, it features a **512GB NVMe SSD**, which provides significantly faster boot-up times and data access compared to traditional SATA SSDs. Storage can be expanded via the Micro TF card slot.

#### 4.3 15.6" Full HD IPS Display

Experience vibrant visuals on the 15.6-inch Full HD IPS display with a resolution of 1920×1080. The 16:9 aspect ratio is ideal for media consumption and productivity. The narrow bezel design enhances the immersive viewing experience.



**Image:** The laptop's 15.6-inch IPS Full HD screen, highlighting its 1920x1080 resolution, 2 million pixels webcam, and 5mm very narrow frame.

#### 4.4 Security: Fingerprint Recognition


For enhanced security and quick access, the laptop features a fingerprint recognition sensor integrated into the trackpad. This allows for fast and secure unlocking without needing to enter a password.



# Unlock with fingerprint

No need to enter a login password

Fast unlock in just 0.3 seconds



**Image:** Close-up of the laptop's keyboard and trackpad, showing the fingerprint sensor for quick and secure unlocking.

## 4.5 Backlit Keyboard

The keyboard is backlit, allowing for comfortable typing in low-light conditions. The backlighting can be adjusted or turned off as needed.

## 5. CONNECTIVITY

### 5.1 Ports

The Svikou laptop offers a variety of ports for connecting external devices:

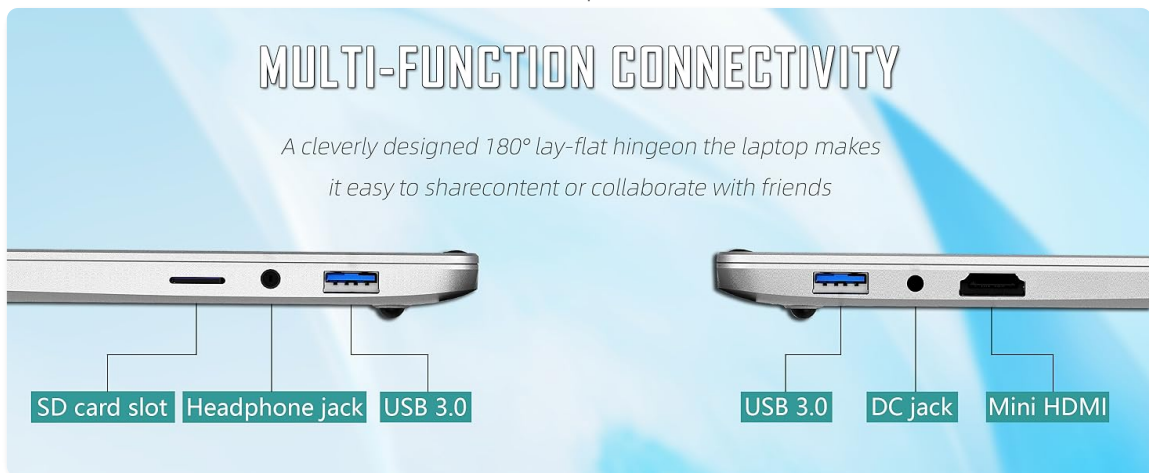
- **2x USB 3.0 Ports:** For high-speed data transfer and connecting USB peripherals.
- **Mini HDMI Port:** For connecting to external displays or projectors.
- **Headphone Jack:** For audio output to headphones or external speakers.
- **Micro SD Slot:** For expanding storage or transferring files from memory cards.
- **Charging Port:** For connecting the power adapter.

# Multi-function connectivity

A cleverly designed 180° lay-flat hinge on the laptop makes it easy to share content or collaborate with friends



**Image:** Side views of the laptop illustrating the locations of the Micro SD card slot, headphone jack, USB 3.0 ports, DC jack, and Mini HDMI port.



**Image:** A detailed graphic showing the multi-function connectivity options, including the SD card slot, headphone jack, USB 3.0, DC jack, and Mini HDMI.

## 5.2 Bluetooth

The laptop supports Bluetooth connectivity for pairing with wireless accessories such as headphones, speakers, and other Bluetooth-enabled devices.

## 6. OPERATING YOUR LAPTOP

## 6.1 Basic Navigation

- **Trackpad:** Use the integrated trackpad for cursor control. It supports multi-touch gestures for scrolling, zooming, and other functions.
- **Keyboard:** The full-size keyboard provides a comfortable typing experience. Utilize the function (Fn) keys in combination with F1-F12 for quick access to system settings like brightness, volume, and keyboard backlight control.

## 6.2 Pre-installed Software

Your laptop comes with Windows 11 Pro and Microsoft Office 2019 pre-installed, providing essential tools for productivity right out of the box. This includes Word, Excel, and PowerPoint.



**Image:** The laptop screen displaying the Windows 11 Pro interface and icons for Microsoft Office applications, indicating pre-installed software.

## 7. MAINTENANCE & CARE

### 7.1 General Cleaning

- Use a soft, lint-free cloth to clean the screen and exterior surfaces.
- Avoid using harsh chemicals, abrasive cleaners, or aerosol sprays directly on the laptop.
- Keep vents clear of dust and debris to ensure proper airflow and prevent overheating.

### 7.2 Battery Care

- Avoid fully discharging the battery frequently.
- Store the laptop in a cool, dry place when not in use for extended periods.
- If storing for a long time, charge the battery to about 50-70% to preserve its lifespan.

## 8. TROUBLESHOOTING

This section addresses common issues you might encounter with your Svikou laptop.

### 8.1 Laptop Does Not Power On

- Ensure the power adapter is securely connected to both the laptop and a working power outlet.
- Verify the power outlet is functional by plugging in another device.
- If the battery is completely drained, it may take a few minutes of charging before the laptop can power on.

### 8.2 Wi-Fi Connectivity Issues

- Check if Wi-Fi is enabled in Windows settings.
- Restart your Wi-Fi router and the laptop.
- Ensure you are within range of your Wi-Fi network and have entered the correct password.
- Update Wi-Fi drivers through Device Manager if the issue persists.

8.3 Slow Performance

- Close unnecessary applications running in the background.
- Check for and install any pending Windows updates.
- Ensure there is sufficient free space on your 512GB NVMe SSD.
- Run a virus scan to check for malware.

9. SPECIFICATIONS

Feature	Detail
Brand	Svikou
Model Number	15N95
Screen Size	15.6 Inches
Max Screen Resolution	1920x1080 (FHD IPS)
Processor	12th Gen Intel Alder Lake N95 Quad-Core (up to 3.4GHz)
RAM	16GB DDR4
Hard Drive	512GB NVMe SSD
Graphics Coprocessor	Intel UHD Graphics
Operating System	Windows 11 Pro
Special Features	Fingerprint Reader, Backlit Keyboard
Connectivity	2x USB 3.0, Mini HDMI, Headphone Jack, Micro SD Slot, Bluetooth
Item Weight	3.41 pounds (approx. 1.55 kg)
Product Dimensions	13.78 x 9.84 x 0.79 inches
Color	Silver
Battery	1 Lithium Ion battery (included)

10. WARRANTY & SUPPORT

Your Svikou 15.6" Laptop Computer comes with a **1-year limited warranty**. For any product-related inquiries, technical assistance, or warranty claims, please contact our customer support team. We are committed to providing 24/7 customer support to ensure your satisfaction and the long-term reliability of your device.





**Image:** Seller support details, including 12-month warranty, 24-hour after-sales service and technical support, and a support email address.

For further assistance, please refer to the contact information provided with your purchase documentation or visit the official Svikou website.

Documents - Svikou – 15N95

no relevant documents