

Manuals+

[Q & A](#) | [Deep Search](#) | [Upload](#)

manuals.plus /

› [COSLUS](#) /

› [COSLUS Facial Cleansing Brush FBS01 User Manual](#)

COSLUS FBS01

COSLUS Facial Cleansing Brush FBS01 User Manual

Model: FBS01 | Brand: COSLUS

INTRODUCTION

Thank you for choosing the COSLUS Facial Cleansing Brush FBS01. This portable silicone face scrubber is designed to provide advanced deep cleansing, exfoliation, and massage for improved skin health. Featuring 5 adjustable cleansing modes, a long-lasting rechargeable battery, and a waterproof design, it offers a convenient and effective solution for your skincare routine.



Image: The COSLUS Facial Cleansing Brush FBS01 in grey, shown with its product packaging.

Safety Information

- Do not use on broken skin or near the eyes.
- Avoid immersing the product in water beyond the IPX7 rating.
- Clean with warm water only.

Package Contents

Upon unpacking, please ensure all items are present:

- 1 x COSLUS Facial Cleansing Brush (FBS01)
- 1 x User Manual
- 1 x Charging Cable (USB, adapter not included)

Product Features

- **Advanced Deep Cleansing:** Effectively removes 99.9% of oil, dirt, and dead skin, providing a deep clean for pores.
- **5 Cleansing Modes with Smart Memory:** Customize your cleansing experience for various skin types and needs, from sensitive to deep cleaning and massage. The device remembers your last used mode.
- **Ultra-Long Battery Life:** A 1.5-hour charge provides up to 50 days of use.
- **IPX7 Waterproof:** Designed for safe use in wet environments, such as showers.
- **Full Face Cleansing Design:** Features thickened soft silicone bristles at the top for hard-to-reach areas (T-zone, nose sides) and a large area of ultra-fine bristles for daily general cleansing.
- **Ergonomic Design:** Comfortable grip and stylish, compact form factor.

Patented Advanced Deep Cleansing

35x more hygienic than other brush

Our silicone brush - Removes **99.9%** of dirt




Image: A diagram illustrating how the silicone brush effectively removes dirt and oil from pores compared to other methods.

5 Speed Adjustable & Smart Memory

Meet the needs of **99%** of user



Level 1:
For sensitive skin



Level 2:
For healthy skin



Level 3:
For oily skin



Level 4:
For deep cleansing



Level 5:
For makeup removal
and massage

**Smart Memory--
More convenient**



Image: An illustration detailing the 5 adjustable speed modes for various skin types and cleansing needs.

SETUP

Charging the Device

1. Locate the concealed charging port on the back of the device. This port is designed to prevent water infiltration.
2. Insert the provided USB charging cable into the port.
3. Connect the other end of the USB cable to any 5V adapter (not included).
4. The indicator light will turn on, signifying that the device is charging. A full charge takes approximately 1.5 hours and provides up to 50 days of use.




Image: A detailed view of the concealed charging port, highlighting its design for water resistance.

Your browser does not support the video tag.

Video: Demonstrates how to correctly charge the COSLUS Facial Cleansing Brush by inserting the cable into the concealed port.

Initial Use

Before first use, ensure your COSLUS Facial Cleansing Brush is fully charged.

OPERATING INSTRUCTIONS

Power On/Off

- To power on the device, press and hold the central 'O' button for 0.3-0.5 seconds. The device will start vibrating, and the indicator light will illuminate.
- To power off the device, press and hold the central 'O' button again until the vibrations stop and the light turns off.

Adjusting Cleansing Modes

- Once powered on, use the '+' and '-' buttons to cycle through the 5 available cleansing modes.
- The device features a smart memory function, automatically starting in the last used mode for convenience.

How to Use

1. Dampen your face and apply your preferred facial cleanser.
2. Wet the silicone bristles of the COSLUS Facial Cleansing Brush.
3. Power on the device and select your desired cleansing mode.
4. Gently move the brush in circular motions across your face. For areas requiring deeper cleaning, such as the T-zone or around the nose, utilize the coarse bristles at the top of the brush. For general cleansing, use the ultra-fine bristles.
5. After cleansing, power off the device and rinse your face thoroughly with water.



Image: A man demonstrating the use of the COSLUS Facial Cleansing Brush, highlighting its suitability for use in wet conditions.



Image: An illustration distinguishing between the coarse bristles for the T-zone and ultra-fine bristles for the face and forehead area.

Your browser does not support the video tag.

Video: A demonstration of the COSLUS Facial Cleansing Brush, showcasing its features and how to use it for facial cleansing.

MAINTENANCE

Cleaning the Device

- After each use, rinse the silicone bristles and the body of the device thoroughly with warm water.
- Avoid using abrasive cleaners or harsh chemicals, as these may damage the silicone.

Storage

- Utilize the integrated lanyard to hang the device in a well-ventilated area to air dry.
- Store the device in a cool, dry place away from direct sunlight when not in use.

Your browser does not support the video tag.

Video: A brief overview of the COSLUS Facial Cleansing Brush, demonstrating its waterproof nature, ease of cleaning, and portable design.

TROUBLESHOOTING

Device Not Turning On

- Ensure the device is fully charged. Connect it to the charging cable and a 5V adapter for at least 1.5 hours.
- Verify that you are pressing and holding the central 'O' button for 0.3-0.5 seconds to power it on.
- If the issue persists after charging, please contact customer support.

Charging Issues

- Confirm that the charging cable is securely inserted into the concealed charging port.
- Do not attempt to pry open the charging pad on the back of the device, as it is not designed to be opened and doing so may damage the product.
- Ensure your 5V adapter is functioning correctly.



SPECIFICATIONS





Product Dimensions	4.19 x 2.77 x 1.02 inches
Item Weight	3.2 ounces
Model Number	FBS01
Battery Type	1 Lithium Ion battery (required)
Material	Silicone
Power Source	Battery Powered

WARRANTY AND SUPPORT

The COSLUS Facial Cleansing Brush comes with a 12-month replacement warranty. For any inquiries, technical assistance, or warranty claims, please contact our online customer support. Visit our official website for more information: www.coslus.com

Related Documents - FBS01

	<p>COSLUS Facial Cleansing Brush FBS01 User Manual: Compact Design, Deep Clean</p> <p>Discover the COSLUS Facial Cleansing Brush FBS01. This comprehensive user manual details its compact, ergonomic design, advanced features including 5 vibration levels, premium silicone bristles, and IPX7 waterproof rating for safe and effective skincare. Learn how to operate, charge, and maintain your device for optimal results. Ideal for all skin types.</p>
	<p>Coslus Facial Cleansing Brush 3-in-1 User Manual</p> <p>User manual for the Coslus Facial Cleansing Brush 3-in-1, detailing operation, maintenance, and specifications. Features include adjustable speeds and rotational directions for deep cleaning, exfoliating, and massaging.</p>

 <p>ACTIVATE YOUR 24 MONTH WARRANTY FOR FREE</p> <p>Scan the QR code or visit www.coslus.com/warranty</p> <p>You'll also get benefits including the following:</p> <ul style="list-style-type: none"> ✓ Covered by 24 Month Warranty ✓ Friendly Responsive Customer Service ✓ On-Time Repair About Latest Updates <p>Register Now! Scan QR Code to activate COSLUS@coslus.com +1 888 884 3882</p>	<p>COSLUS Facial Cleansing Brush: Quick Guide and Warranty Activation</p> <p>Comprehensive guide to using the COSLUS facial cleansing brush, including operation, speed settings, brush head selection, and charging instructions. Learn how to activate your 24-month warranty for enhanced benefits and customer support.</p>
	<p>COSLUS FBS03 10X Dual Mode Facial Cleansing Brush User Manual</p> <p>User manual for the COSLUS FBS03 10X Dual Mode Facial Cleansing Brush, providing detailed instructions on operation, features, specifications, and maintenance for optimal skincare.</p>
	<p>COSLUS FBX04 Facial Cleansing Brush User Manual</p> <p>Comprehensive user manual for the COSLUS FBX04 Facial Cleansing Brush, detailing operation instructions, maintenance, specifications, and safety warnings for effective skin care.</p>
	<p>COSLUS 3-in-1 Beauty Care Massager P2017 User Manual & Guide</p> <p>Discover the COSLUS 3-in-1 Beauty Care Massager (P2017). This user manual provides instructions on how to use the silicone brush, coarse brush, and ultra-fine brush for effective skin cleansing, exfoliation, and improved skin tone. Learn about its IPX7 waterproof feature, dual speeds, and battery operation for healthier, radiant skin.</p>