

Suenohyu G5

Suenohyu G5 7 Color LED Facial Light Therapy Wand User Manual

Model: G5

INTRODUCTION

The Suenohyu G5 7 Color LED Facial Light Therapy Wand is a versatile skincare tool designed for facial and neck massage. It combines LED light therapy with massage functions to support various skin care needs. This manual provides essential information for safe and effective use of your device.

SAFETY INFORMATION

- Read all instructions before using the device.
- Keep the device away from water and moisture.
- Do not use the device if it is damaged or malfunctioning.
- Consult a healthcare professional before use if you have any skin conditions, medical implants, or are pregnant.
- Keep out of reach of children.
- Statements regarding this device have not been evaluated by the FDA and are not intended to diagnose, treat, cure, or prevent any disease or health condition.

PRODUCT COMPONENTS

The Suenohyu G5 device package typically includes:

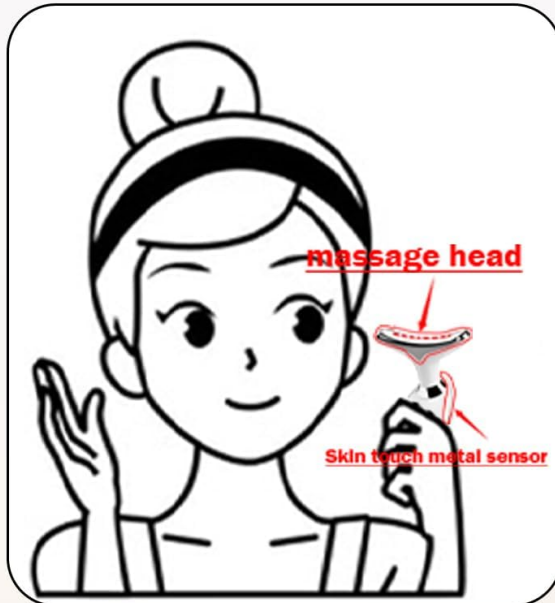
- Suenohyu G5 7 Color LED Facial Light Therapy Wand
- USB Charging Cable
- Protective Cover for the device head

Product components




Figure 1: Product Components Overview

The device features a dolphin-shaped design with a corrugated handle for a secure grip. It includes a metal sensing ring that activates vibration when touched by skin.



Skin touch metal sensor



Skin does not touch the metal sensor. will not vi-brate

Figure 2: USB Charging Cable

SETUP

1. Initial Charging

Before first use, fully charge the device using the provided USB cable. The red light will flash while charging and remain solid red when fully charged. A full charge typically takes a few hours.

2. Remove Protective Cover

Ensure the protective cover on the device head is removed before use. Failure to do so will affect the device's functionality.

Meet different skin types

- DRY SKIN
- MIXED SKIN
- OILY SKIN
- NEUTRAL SKIN



HOW TO USE



STEP 1

After cleansing, apply the skin care product on the face or neck.



STEP 2

Press and hold the button for about 2 seconds to start.



STEP 3

Press the button to select the light according to your needs.



STEP 4

Use Product.

Figure 3: Device with Protective Cover

OPERATING INSTRUCTIONS

Follow these steps for optimal use of your Suenohyu G5 device:

- 1. Prepare Skin:** After cleansing, apply your preferred skincare product (e.g., serum or cream) to your face and neck.
- 2. Power On:** Press and hold the power button for approximately 2 seconds to turn on the device.
- 3. Select Mode:** Press the power button repeatedly to cycle through the available LED light and massage modes according to your needs.
- 4. Apply to Skin:** Hold the device with your fingers touching the metal sensing ring. Gently glide the device over your face and neck in upward motions. The device will vibrate when the sensing ring and device head are in contact with your skin.



Figure 4: How to Use the Device

LED Light Modes

The device features 7 different LED light modes, each targeting specific skin concerns:

- **Red Light (630nm):** Anti-aging and promotion of collagen production.
- **Blue Light (415nm):** Soothes inflammation and calms sensitive skin.
- **Green Light (525nm):** Smooths wrinkles and fine lines.
- **Purple Light (390nm):** Promotes lymphatic drainage.
- **Yellow Light (590nm):** Reduces melanin production.
- **Cyan Light (490nm):** Reduces skin tension and swollen capillaries.
- **White Light Mix:** Relaxes skin and accelerates the growth and healing of skin cells.

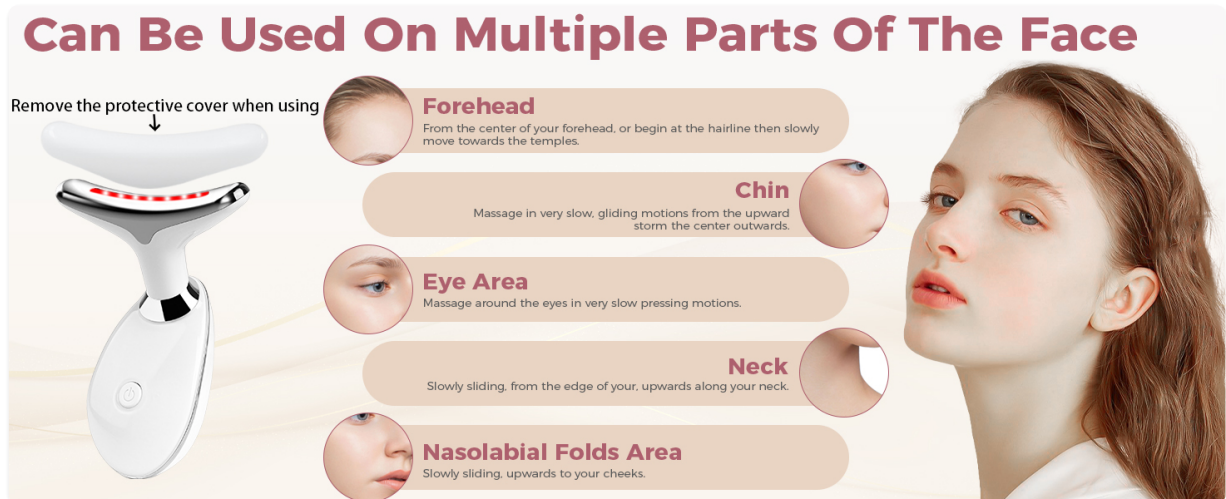


Figure 5: 7 Colors LED Lights and Their Benefits

Massage Modes

The device offers 3 distinct massage modes suitable for the face and neck. These modes work in conjunction with the LED lights to enhance skincare product absorption and provide a soothing experience.

Application Areas

The ergonomic design of the device allows for effective treatment on multiple parts of the face and neck:

- **Forehead:** From the center of your forehead, or begin at the hairline then slowly move towards the temples.

- **Chin:** Massage in very slow, gliding motions from the upward sternum to the center outwards.
- **Eye Area:** Massage around the eyes in very slow pressing motions.
- **Neck:** Slowly sliding, from the edge of your, upwards along your neck.
- **Nasolabial Folds Area:** Slowly sliding, upwards to your cheeks.

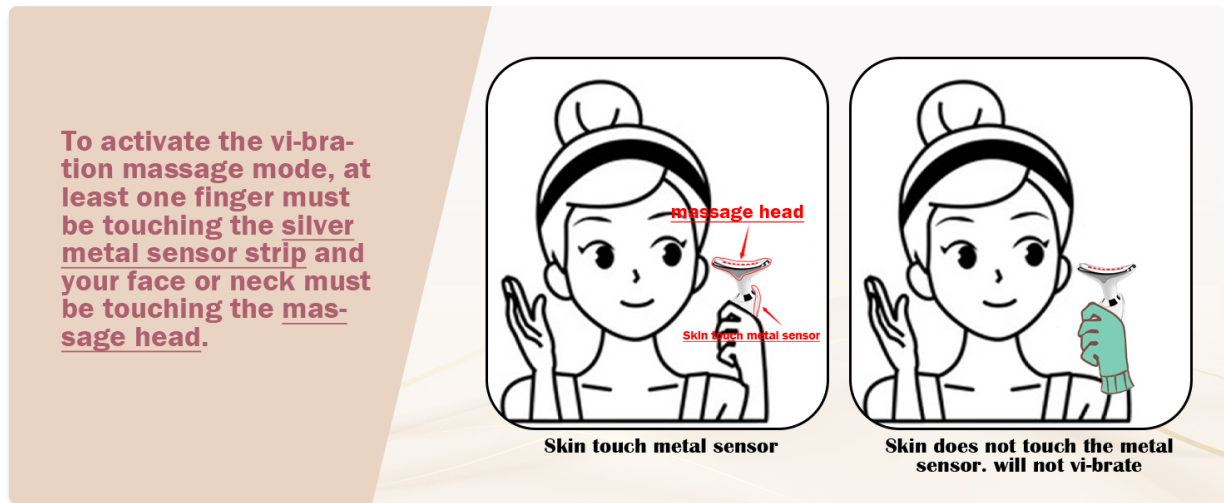


Figure 6: Recommended Application Areas

Important Usage Notes

- The device can heat up to 113 degrees Fahrenheit (45 degrees Celsius) to aid in product absorption.
- The device automatically turns off after 5 minutes of continuous use.
- To activate the vibration massage mode, at least one finger must be touching the silver metal sensor strip, and the massage head must be touching your face or neck.

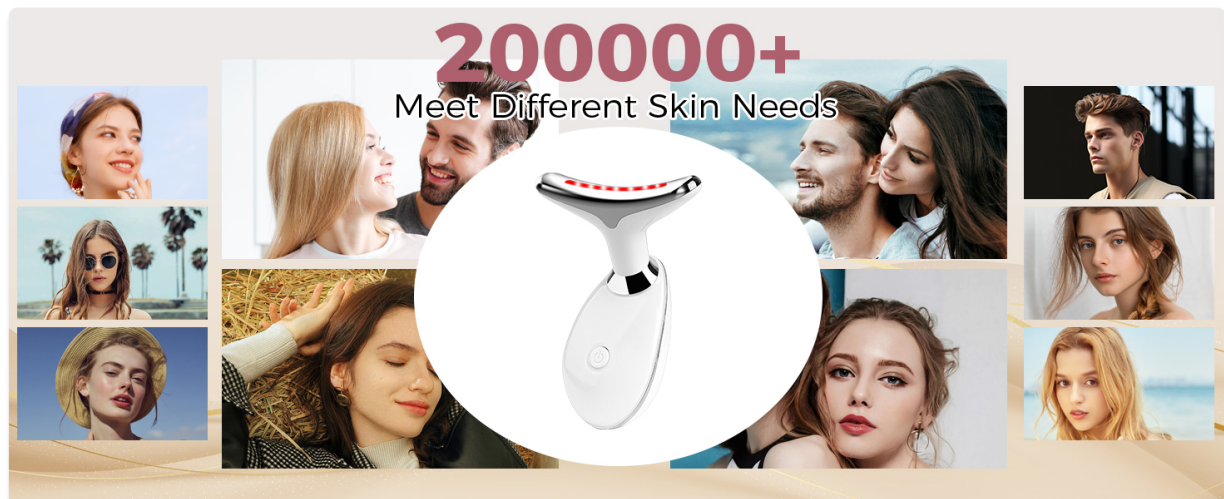


Figure 7: Skin Touch Metal Sensor Functionality

Official Product Videos

Your browser does not support the video tag.

Video 1: MY 7 Color Facial and Neck Massager Red Light Therapy Device. This video demonstrates the device's various light modes and general operation.

Your browser does not support the video tag.

Video 2: Features of this red light therapy face light. This video highlights the key features and benefits of the red light therapy wand.

MAINTENANCE AND CARE

- After each use, wipe the device head with a soft, damp cloth or cotton pad. Do not use harsh chemicals or abrasive materials.
- Store the device in a clean, dry place, preferably with its protective cover on.
- Do not immerse the device in water.

TROUBLESHOOTING

- **Device not turning on:** Ensure the device is fully charged. Press and hold the power button for 2 seconds.
- **Red light flashing during charging, but not turning green when fully charged:** The red light will remain solid red when fully charged, not green. This is normal operation.
- **No vibration:** Ensure your fingers are touching the silver metal sensor strip and the device head is in full contact with your skin.
- **Device turns off unexpectedly:** The device has an automatic shut-off feature after 5 minutes of use. This is normal.

SPECIFICATIONS

Feature	Specification
Model Number	G5
Product Dimensions	8.5 x 0.55 x 8 inches
Item Weight	0.25 Kilograms (8.78 ounces)
Material	LED (referring to the light source)
Color	White
Manufacturer	Suenohyu

WARRANTY AND SUPPORT

For any problems or inquiries regarding your Suenohyu G5 device, please contact customer service. We aim to respond within 24 hours to assist you.