

Manuals+

[Q & A](#) | [Deep Search](#) | [Upload](#)

manuals.plus /

› [JANSNO](#) /

› [JANSNO X70 Electric Bike User Manual](#)

JANSNO X70

JANSNO X70 Electric Bike User Manual

Model: X70

1. INTRODUCTION

Welcome to the JANSNO X70 Electric Bike user manual. This document provides essential information for the safe and efficient operation, maintenance, and troubleshooting of your new electric bike. The JANSNO X70 is a powerful electric bike designed for adults, featuring a 750W brushless motor, 48V 34Ah removable dual batteries for an extra-long cruising range, and a 7-speed transmission. It is UL Certified, ensuring high standards of safety and quality.



Figure 1: JANSNO X70 Electric Bike, showcasing its robust design and fat tires.

2. SAFETY INFORMATION

Your safety is paramount. Please read and understand all safety warnings and instructions before operating the JANSNO X70 Electric Bike. Always wear a helmet and appropriate safety gear. Be aware of your surroundings and obey all local traffic laws.

- **Helmet Use:** Always wear a certified helmet when riding.
- **Pre-Ride Check:** Before each ride, check tire pressure, brake function, and battery charge level.
- **Speed Limits:** The original speed is locked at 25 km/h (approximately 15.5 mph). Instructions to lift the speed limit can be provided upon request to customer service. Always ride at a safe speed appropriate for conditions.
- **Weather Conditions:** Exercise caution when riding in wet or slippery conditions.
- **Weight Capacity:** Do not exceed the maximum weight recommendation of 120 kilograms (approximately 265 pounds).

3. SETUP AND ASSEMBLY

The JANSNO X70 Electric Bike requires assembly upon arrival. Included components such as a screwdriver, anti-theft lock, and pump will assist in the setup process. For detailed, step-by-step assembly instructions, please refer to the comprehensive PDF user manual provided with your purchase or available for download from the product page.




Figure 2: Dimensions of the JANSNO X70 Electric Bike, including rider height recommendations and weight capacity.

4. OPERATING YOUR ELECTRIC BIKE

The JANSNO X70 offers versatile riding modes and powerful performance for various terrains.

4.1 Riding Modes

Your electric bike supports both pedelec (pedal-assist) and throttle modes. In pedelec mode, the motor provides assistance as you pedal, extending your range and reducing effort. In throttle mode, the bike can be propelled solely by the motor without pedaling.

4.2 Power and Range

Equipped with a 750W high-speed brushless motor, the X70 can reach a top speed of 30 mph/h. The dual 48V/14/20Ah lithium batteries provide an extra-long cruising range of up to 120 miles per full charge, depending on riding conditions and assist level. The batteries are removable for convenient recharging at home or office.



Figure 3: Illustration of the large capacity dual battery system, highlighting its 48V/34Ah capacity, 6-8 hour charging time, USB charge port, and removable design.

HIGH ROTATION SPEED BRUSHLESS MOTOR

750^W

BRUSHLESS MOTOR

30^{MPH}

TOP SPEED

7-SPEED

SHIMANO GEARING




Figure 4: Depiction of the high rotation speed 750W brushless motor, capable of reaching 30 MPH top speed, paired with 7-speed Shimano gearing.

4.3 Transmission

The 7-speed transmission allows you to adjust your pedaling effort and speed to match various terrains and riding preferences.

4.4 Terrain Adaptability

The 20" x 4.0 snow tires are enhanced for anti-skidding and wear-resistance, making the bike adaptable to complex topographies including snow, sand, and gravel roads. The high-carbon steel frame is designed to easily climb inclines up to 30 degrees.

20-INCH UPGRADED TIRES

Durable, anti-skid and anti-puncture



4MM

Thickened Slab-proof



50CM

Tire Diameter



10CM

Extra Wide Tread

Figure 5: Close-up of the 20-inch upgraded tires, emphasizing their durable, anti-skid, and anti-puncture properties with 4mm thickened slab-proof, 50cm tire diameter, and 10cm extra wide tread.

4.5 Integrated Features

The bike features front and rear mechanical disc brakes for reliable stopping power and dual suspension for a comfortable ride across varied surfaces. An integrated lighting system ensures visibility.



Figure 6: The integrated lighting system of the JANSNO X70, designed for enhanced visibility and safety.




Figure 7: Illustration of the dual suspension system, providing a smoother ride.



Figure 8: Close-up of the mechanical disc brakes, ensuring reliable stopping power.

4.6 Rear Tail Rack

The highly expandable rear tail rack allows for the installation of multi-functional luggage racks, suitcases, and shelves (purchased separately) to carry luggage and tools, or a backpack for urban use.



Figure 9: View of the 25kg capacity rear rack and trail-specific mudguards, designed for practicality and durability.

4.7 Product Video

Your browser does not support the video tag.

Video 1: Official JANSNO X70 Electric Bike overview, demonstrating its features and use in various environments, including urban commuting and outdoor adventures. This video highlights the 1000W brushless motor, 34Ah removable dual battery, 149 miles max range (pedal assist), storage box compatibility, and front/rear suspensions.

5. MAINTENANCE

Regular maintenance ensures the longevity and optimal performance of your JANSNO X70 Electric Bike.

- **Battery Care:** Recharge batteries regularly. A full charge takes 6-8 hours. Store the bike and batteries in a cool, dry place.
- **Tire Pressure:** Maintain recommended tire pressure for optimal performance and safety.
- **Brake System:** Periodically inspect brake pads and discs for wear. Adjust or replace as needed to ensure effective braking.
- **Cleaning:** Clean the bike regularly with a damp cloth. Avoid high-pressure washing directly on electrical components.
- **General Inspection:** Check all bolts and fasteners for tightness before each ride.

6. TROUBLESHOOTING

This section addresses common issues you might encounter with your JANSNO X70 Electric Bike.

- **Power Issues:** If the bike does not power on, check the battery connection and charge level. Ensure the battery is properly seated and locked.
- **Motor Not Engaging:** Verify that the riding mode is correctly selected (pedal-assist or throttle). Check for any error codes on the display.
- **Brake Noise/Ineffectiveness:** Inspect brake pads for wear and ensure discs are clean. Adjust brake cables if necessary.
- **Speed Limit:** The original speed is locked at 25km/h. If you require instructions to lift this limit, please contact JANSNO customer service.
- **Unusual Noises:** Investigate any new or unusual noises. This could indicate loose components or issues with the drivetrain.

For issues not covered here, or for professional assistance, please contact our customer service team.

7. SPECIFICATIONS

Below are the detailed specifications for the JANSNO X70 Electric Bike:

Feature	Specification
Bike Type	City Bike, Electric Bike
Age Range (Description)	Adult
Brand	JANSNO
Number of Speeds	7
Color	yellow
Wheel Size	20 Inches
Frame Material	High Carbon Steel
Suspension Type	Dual
Special Feature	Dual battery
Included Components	screwdriver, anti-theft lock, Pump
Size	175*19*86cm
Brake Style	Disc
Item Weight	43 Kilograms
Style	Urban
Model Name	X70
Power Source	Rechargeable Battery
Wattage	750 watts
Wheel Material	rubber
Lithium Battery Energy Content	1632 Kilowatt Hours
Seat Material Type	Steel
Maximum Weight Recommendation	120 Kilograms
Assembly Required	Yes
Bicycle Gear Shifter Type	Twist Grip
Fender Material	High Carbon Steel
UPC	768469570624
Bicycle Drivetrain Type	Derailleur

Feature	Specification
Electric Assist Type	pedelec, throttle

8. WARRANTY AND SUPPORT

JANSNO provides a 1-year warranty for the X70 Electric Bike. For any inquiries, technical support, or warranty claims, our professional customer service team is available 24 hours a day.

You can visit the official JANSNO store for more information and support: [JANSNO Store](#)