

Manuals+

[Q & A](#) | [Deep Search](#) | [Upload](#)

[manuals.plus](#) /

- › [Chicco](#) /
- › [Chicco Corso Flex Convertible Stroller User Manual](#)

Chicco 08087008180070

Chicco Corso Flex Convertible Stroller User Manual

Model: 08087008180070 | Brand: Chicco

INTRODUCTION

The Chicco Corso Flex Convertible Stroller is designed to adapt to your family's changing needs, transitioning seamlessly from a single stroller for infants and toddlers to a double or twin stroller. Its modular design and versatile mounting positions offer flexible riding options and ample storage, ensuring comfort and convenience for both children and parents.



Image: The Chicco Corso Flex Stroller configured for a single child, showcasing its sleek design and robust frame.

KEY FEATURES

- **Convertible Design:** Easily transforms from a single stroller to a double or twin configuration to accommodate growing families.
- **Modular Toddler Seat:** Features multi-position one-hand recline, adjustable footrest, mesh storage pocket, and a UPF 50+ canopy with pull-out extension and mesh peek-a-boo panel. Can be mounted in upper (forward or parent-facing) or lower (forward-facing) positions.
- **Infant Car Seat Compatibility:** Accepts all Chicco infant car seats with click-in attachment via the included Infant Car Seat Adapter/Basket, converting to a lightweight frame stroller.
- **Compact One-Hand Fold:** Designed for quick, compact folding from any configuration, standing independently on its wheels without the handle touching the ground.
- **Ample Storage:** Includes an extra-large stroller basket with front and rear access, a grab-and-go shopping

basket, an Infant Car Seat Adapter/Basket for additional storage, a mesh pocket on the toddler seat, and a parent tray with two cup holders and a covered compartment.

- **Smooth Maneuverability:** Equipped with maintenance-free treaded rubber tires, all-wheel suspension, and wheel/swivel bearings for a smooth ride. Linked rear brakes provide secure stopping.
- **Integrated Sit-and-Stand Option:** Features a built-in standing platform with a grip bar and a folding youth seat with a three-point harness, allowing an older child to ride along. An accessory UPF 50+ canopy provides additional sun protection for this position.

COMPONENTS INCLUDED

Your Chicco Corso Flex Convertible Stroller package includes the following main components:

- Stroller Frame
- Full-Sized Modular Toddler Seat
- Infant Car Seat Adapter/Basket
- Grab-and-Go Shopping Basket
- Accessory UPF 50+ Canopy (for sit-and-stand position)

SETUP AND INITIAL USE

Unpacking and Assembly

Carefully remove all components from the packaging. It is recommended to assemble the stroller on a clean, flat surface. Refer to the detailed assembly instructions provided in the separate assembly guide for step-by-step visual instructions. Ensure all parts click securely into place before use.




Image: The stroller in its compact folded state, ready for transport or storage.

Attaching Wheels

Attach the front and rear wheels by pushing them firmly into their respective slots until they click. Pull on the wheels to ensure they are securely attached.

Unfolding the Stroller

To unfold, release the folding latch (if engaged) and lift the handlebar until the frame locks into place. Listen for an audible click to confirm it is fully open and locked.

OPERATING INSTRUCTIONS

Single Stroller Mode

The modular toddler seat can be installed in either forward-facing or parent-facing positions in the upper mount. Ensure the seat is securely clicked into the frame.



Image: A parent pushing the stroller in single mode, demonstrating its ease of use.

Converting to Double Stroller Mode

The Corso Flex offers multiple configurations for two children. You can use two toddler seats, two infant car seats, or one of each. The second seat or car seat adapter can be installed in the lower position. Always ensure both seats/adapters are securely fastened.



Image: The stroller configured for two children, highlighting its versatility.



Image: A configuration showing one infant car seat and one toddler seat attached to the stroller frame.

Using the Sit-and-Stand Feature

For an older child, the integrated sit-and-stand platform can be utilized. The youth seat folds down for sitting, or the child can stand on the platform while holding the grip bar. Attach the accessory UPF 50+ canopy for sun protection.



Image: The stroller in sit-and-stand mode, accommodating both a younger and an older child.

Folding the Stroller

The stroller features a one-hand quick-fold mechanism. Ensure all seats are in their proper folding position (refer to the assembly guide for specifics). Locate the folding release and activate it while pushing the handlebar down. The stroller will fold compactly and stand on its own.



Image: A hand demonstrating the one-hand folding mechanism of the stroller.

Brake Operation

To engage the brakes, press down firmly on the linked rear brake pedal located near the rear wheels. To release, lift the pedal. Always engage the brakes when the stroller is stationary.

Storage Features

Utilize the extra-large storage basket under the seats for larger items, accessible from both front and rear. The parent tray provides convenient cup holders and a covered compartment for small essentials. The grab-and-go shopping basket can be mounted in the upper position for easy access to groceries or personal items.



Image: The parent tray with cup holders and a covered storage area, ideal for personal items.



Image: The spacious under-seat storage basket, easily accessible for larger items.

Canopy Adjustment

The UPF 50+ canopy on the toddler seat can be extended for maximum sun protection. It also features a mesh peek-a-boo panel for ventilation and easy viewing of your child.



Image: The adjustable canopy with a mesh peek-a-boo window for ventilation and child visibility.

Official Product Video

Watch this official video from Chicco to see the Corso Flex Convertible Stroller in action, demonstrating its various configurations and features.

Your browser does not support the video tag.

Video: An official product video showcasing the Chicco Corso Flex Convertible Stroller's adaptability for single, double, and twin use, along with its key features and ease of conversion.

MAINTENANCE & CARE

- **Cleaning Fabric:** The fabric components (seat, canopy) can be spot cleaned with a damp cloth and mild soap. For deeper cleaning, refer to the "Care Instructions" in the specifications section.
- **Frame Cleaning:** Wipe the aluminum frame and plastic components with a damp cloth. Avoid abrasive cleaners.

- **Wheel Maintenance:** The rubber tires are maintenance-free. Periodically check wheels for debris and ensure they spin freely.
- **Storage:** Store the stroller in a dry, cool place away from direct sunlight when not in use.

Care Instructions: Machine Wash, Hand Wash Only, Wipe Clean, Easy to clean (as per product specifications).

TROUBLESHOOTING

Problem	Possible Cause	Solution
Stroller does not unfold/fold easily.	Folding latch engaged; components not aligned; debris in mechanism.	Ensure latch is fully disengaged. Check for proper alignment of seats/components. Clear any obstructions.
Wheels are stiff or squeaky.	Accumulated dirt/debris; lack of lubrication.	Clean wheels and axles. Apply a silicone-based lubricant if necessary (avoid oil-based lubricants).
Seat/Car Seat not clicking into place.	Incorrect alignment; obstruction in connectors.	Ensure correct orientation and alignment with mounting points. Check for debris in the connectors and clear if present.
Brakes not engaging/disengaging.	Debris in brake mechanism; worn components.	Clear any debris from the brake pedal and wheel area. If problem persists, contact customer support.

SPECIFICATIONS

Brand: Chicco

Model: Corso Flex Convertible Stroller

Model Number: 08087008180070

UPC: 049796613278

Color: Legend (Black)

Fabric Type: 99% Polyester, 1% PVC

Frame Material: Aluminum

Tire Material: Rubber

Item Weight: 34.5 Pounds

Item Height: 43 inches

Item Dimensions (L x W x H): 45.5"L x 26.3"W x 43"H

Folded Size: 45.5 x 26.3 x 43.0

Maximum Weight Recommendation: 40 Pounds (per seat)

Seating Capacity: 2

Harness Type: 5 Point, adjustable straps

Number of Cup Holders: 2 (on parent tray)

Is Car Seat Compatible: Yes (with Chicco infant car seats)

Manufacturer: Artsana USA, Inc.

WARRANTY & SUPPORT

The Chicco Corso Flex Convertible Stroller comes with a **1-year limited warranty** from the manufacturer, Artsana USA, Inc. This warranty covers defects in materials and workmanship under normal use.

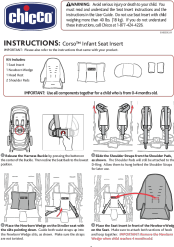


For warranty claims, technical support, or any questions regarding your stroller, please contact Chicco Customer Service. Contact information can typically be found on the Chicco USA website or on the product registration card included with your purchase.




For more information, visit the official Chicco Store:[Chicco USA Store](#)

© 2024 Chicco. All rights reserved.

This manual is for informational purposes only. Always refer to the physical product manual for complete safety warnings and instructions.

Related Documents - 08087008180070

	<p>Chicco Corso Infant Seat Insert Installation and Care Instructions</p> <p>Detailed instructions for installing and cleaning the Chicco Corso Infant Seat Insert, including safety warnings, component lists, and step-by-step guidance for use with infants aged 0-4 months.</p>
	<p>Chicco Bravo Stroller Owner's Manual: Assembly, Use, and Maintenance</p> <p>Comprehensive owner's manual for the Chicco Bravo Stroller. Includes detailed instructions on assembly, safety features, usage, cleaning, maintenance, and compatibility with Chicco infant car seats.</p>
	<p>Chicco Seety Passeggino: Manuale d'Uso e Sicurezza</p> <p>Scopri il passeggino Chicco Seety. Questa guida completa offre istruzioni dettagliate per l'assemblaggio, l'uso sicuro, la manutenzione e la compatibilità con accessori Chicco, garantendo comfort e sicurezza per il tuo bambino.</p>

 <p>chicco</p> <p>KeyFit® Caddy Owner's Manual</p>	<p>Chicco KeyFit Caddy Owner's Manual: Assembly, Use, and Maintenance</p> <p>This comprehensive owner's manual provides detailed instructions for the assembly, safe use, and maintenance of the Chicco KeyFit Caddy stroller frame. Learn how to attach your Chicco infant car seat, fold and unfold the caddy, and care for the product.</p>
 <p>TROLLEYme</p> <p>chicco</p>	<p>Chicco Trolley Me Lightweight Stroller: User Manual & Safety Guide</p> <p>Official user manual for the Chicco Trolley Me stroller. Learn about assembly, safe usage, folding, maintenance, and warranty for this lightweight, compact baby stroller.</p>
 <p>chicco</p> <p>Bravo® LE Stroller Owner's Manual</p>	<p>Chicco Bravo LE Stroller Owner's Manual</p> <p>Comprehensive owner's manual for the Chicco Bravo LE Stroller, detailing assembly instructions, safety guidelines, usage of various features like the canopy and harness, maintenance tips, and contact information for support.</p>