

bmanl T16

bmanl T16 Wireless Earbuds User Manual

Model: T16

1. INTRODUCTION

The bmanl T16 Wireless Earbuds are designed for an immersive audio experience with convenience and durability. Featuring dual LED displays for battery status, automatic connection, and a comfortable, secure fit, these earbuds are suitable for various activities, including sports and workouts. The compact charging case ensures portability, while the Hi-Fi stereo sound with 10mm coils delivers clear audio. Adjustable soft silicone ear hooks provide maximum comfort during extended use.



Image: Two sets of bman1 T16 wireless earbuds, one in pink and one in green, displayed with their charging cases open. The image highlights the compact design and the earbuds' placement within the case, along with their LED battery indicators.

2. SETUP AND PAIRING

Initial Pairing:

1. Ensure Bluetooth is turned off on your device and any previous pairing records for 'T16' are forgotten.
2. Open the charging case. The earbuds will automatically enter pairing mode.
3. On your device, turn on Bluetooth and search for 'T16'.
4. Select 'T16' to pair. If a pop-up window asks for confirmation, select "pair". If "cancel" is accidentally selected, delete 'T16' from your device's Bluetooth history and re-pair.

Automatic Connection:

After the initial successful pairing, simply open the charging case, and the earbuds will automatically connect to the last paired device within seconds.

Auto Pairing

When you pick the earbuds out of the charging case, they'll automatically connect to the last paired device.

When put back, they shut down and recharge.



Image: The auto-pairing process illustrated with a pink earbud set in its charging case and a smartphone displaying the Bluetooth connection screen, highlighting the 'T16' device name.

3. OPERATING INSTRUCTIONS

LED Display Battery Indicator:

The charging case features a dual LED display. The left side shows the remaining battery percentage of the charging case. The right side displays the charging status of each earbud with four grids, where each grid represents 25% of the earbud's power. During charging, the LED indicator light will flash.

Dual LED Battery Display

It does enable you to take a quick look at the current remaining capacity and for easier tracing and recharging




Image: A detailed view of the dual LED battery display on the charging case, illustrating how it indicates both the charging case's battery percentage and the individual earbud power levels.

One-Button Control Functions:

The earbuds are equipped with a single button for easy control of various functions:

- **Power ON/OFF:** Controls the power state of the earbuds.
- **Play/Pause:** Manages music playback.
- **Reject Call:** Declines an incoming phone call.
- **Volume Adjustment:** Controls the audio volume.
- **Answer Call:** Accepts an incoming phone call.
- **Hang Up Call:** Ends an active phone call.
- **Navigate Tracks:** Skips to the previous or next song.
- **Activate Voice Assistant:** Engages your device's voice assistant.

One Button Control

Easily control your music and call to hear sounds privately and free your hands



Image: A visual guide to the one-button controls on the earbuds, detailing functions such as power, playback, call handling, volume, track skipping, and voice assistant activation.

4. MAINTENANCE

Charging:

The earbuds provide up to 8 hours of playtime on a single charge, and the charging case extends the total playtime to 48 hours. A quick 15-minute charge can provide up to 1 hour of playtime. Place the earbuds into the charging case to recharge them. The LED display on the case will indicate the charging status.

48 Hrs Playtime

Don't worry about the charging and enjoy yourself to your heart's content.



Image: An infographic illustrating the impressive 48-hour total playtime, breaking down the battery life of individual earbuds and the charging case, along with quick charge capabilities.

General Care:

- Keep the earbuds and charging case clean and dry.
- Avoid exposing the device to extreme temperatures or direct sunlight for prolonged periods.
- Store the earbuds in their charging case when not in use to protect them and ensure they are charged for next use.

Designed for Sports

Ear tips in different sizes and flexible ear hooks make your ears relax and focus on doing exercise, perfect for traveling, camping, running, or working out.



Image: Demonstrates the ergonomic design of the earbuds with flexible ear hooks and includes an illustration of the various ear tip sizes (S, M, L) for a customized and secure fit.

5. TROUBLESHOOTING

Resetting the Wireless Earbuds:

If you experience connectivity issues or other malfunctions, you can reset the earbuds by following these steps:

1. On your device, forget any previous pairing records for 'T16' and turn off Bluetooth.
2. Place both earbuds into the charging case, ensuring they are properly seated and charging.
3. Quickly quadruple-tap the button on **both** earphones simultaneously.
4. After the reset, remove both earbuds from the charging case. They should successfully pair with each other. You will observe the red and blue lights flashing quickly on one earbud, and the blue light flashing slowly on the other, indicating successful inter-earbud pairing.
5. Turn on Bluetooth on your device again, search for 'T16', and pair.

Note: If a pop-up window appears asking to confirm pairing, select "pair". If you accidentally select "cancel", you must delete the earbuds from your device's Bluetooth history and repeat the pairing process.

6. SPECIFICATIONS

Feature	Detail
Model Name	T16
Connectivity Technology	Wireless
Wireless Communication Technology	Bluetooth
Bluetooth Version	5.0
Bluetooth Range	33 Feet
Battery Life	48 Hours (with charging case)
Earbud Playtime (Single Charge)	8 Hours
Quick Charge	15 mins for 1 hour playtime
Control Type	Button
Ear Placement	Over Ear
Water Resistance Level	Water Resistant (IPX5)
Material	Silicone
Color	Pink, Green
Frequency Range	20Hz - 20,000Hz
Included Components	User Manual







7. WARRANTY AND SUPPORT

Warranty Information:

Please refer to the product packaging or the retailer’s website for specific warranty details regarding your bmanl T16 Wireless Earbuds.

Customer Support:

For further assistance, technical support, or inquiries, please contact bmanl customer service through the retailer’s platform where you purchased the product or refer to the official bmanl website for contact information.

 <p>T16 WIRELESS EARBUDS</p> <p>USER MANUAL</p>	<p>T16 Wireless Earbuds User Manual</p> <p>Comprehensive user manual for the T16 Wireless Earbuds, covering setup, operation, troubleshooting, and specifications.</p>
	<p>T16 Intelligent Detector User Manual</p> <p>User manual for the T16 Intelligent Detector, detailing its functions, applications, operation, charging, specifications, and troubleshooting.</p>
 <p>T16 True Wireless Earbuds User Manual</p> <p>Thank you for purchasing our product. This manual addresses the safety guidelines, assembly and operating instructions. Please review this manual thoroughly before operating your device.</p>	<p>T16 True Wireless Earbuds User Manual</p> <p>User manual for the T16 True Wireless Earbuds, covering package contents, setup, usage, troubleshooting, specifications, and safety information.</p>
 <p>T16 True Wireless Earbuds User Manual</p> <p>Thank you for purchasing our product. This manual addresses the safety guidelines, assembly and operating instructions. Please review this manual thoroughly before operating your device.</p>	<p>T16 True Wireless Earbuds User Manual</p> <p>User manual for the T16 True Wireless Earbuds, covering package contents, setup, usage, troubleshooting, specifications, and safety information.</p>
	<p>BMANI T16 True Wireless Stereo (TWS) Earbuds User Manual</p> <p>User guide for BMANI T16 TWS wireless earbuds, detailing setup, pairing, controls, charging, maintenance, troubleshooting, safety, and compliance information.</p>
	<p>BMANI T16 True Wireless Sports Earbuds User Manual and Setup Guide</p> <p>Comprehensive user manual for BMANI T16 True Wireless Sports Earbuds, covering pairing, charging, maintenance, troubleshooting, and product specifications for optimal performance.</p>