

[Manuals.plus](#) /

› [Captiva Designs](#) /

› Captiva Designs 27-inch Flat Top Griddle Grill User Manual

Captiva Designs GR020

Captiva Designs 27-inch Flat Top Griddle Grill

Model: GR020

Your guide to outdoor cooking excellence.

INTRODUCTION

Welcome to the world of outdoor cooking with your new Captiva Designs 27-inch Flat Top Griddle Grill. This versatile 3-burner propane gas griddle is engineered for exceptional performance, offering a large cooking surface and innovative features designed to enhance your culinary adventures. Its ceramic-coated cast iron pan ensures non-stick cooking and effortless cleanup, while its adaptable design allows for both free-standing and tabletop use. Please read this manual thoroughly before assembly and operation to ensure safe and optimal performance of your griddle.



The Captiva Designs 27-inch Flat Top Griddle Grill, ready for outdoor cooking.

IMPORTANT SAFETY INFORMATION

WARNING: For outdoor use only. Do not store or use gasoline or other flammable vapors and liquids in the vicinity of this or any other appliance.

- Always operate the griddle in a well-ventilated area.
- Keep children and pets away from the griddle during operation.
- Ensure all gas connections are secure and leak-free before lighting.
- Never leave the griddle unattended while in use.
- Allow the griddle to cool completely before cleaning or moving.
- This item is subject to hazardous materials regulations for transportation and is non-returnable once opened.

INCLUDED COMPONENTS

Please ensure all parts are present before beginning assembly:

- User Manual
- Tool Holder
- Lid
- Adapter Hose
- Pan (Ceramic Coated Cast Iron)

ASSEMBLY

Assembly of your Captiva Designs griddle is required. While specific steps are detailed in the included User Manual, the general process involves attaching the main griddle unit to the stand, securing side shelves, and connecting the propane hose. Ensure all screws and fasteners are tightened securely for stability.

For visual guidance on unboxing and initial setup, refer to the video below:

Your browser does not support the video tag.

Video: Demonstrates the unboxing, assembly of the main griddle unit, and connection of the propane regulator. Note the non-stick surface and the ease of setup.

INITIAL SETUP

Before first use, ensure your griddle is placed on a stable, level surface outdoors, away from any combustible materials. Connect the adapter hose to a standard propane tank. The ceramic-coated cast iron pan is designed to be non-stick and does not require traditional seasoning before first use, unlike many other griddles. However, a light coat of cooking oil is recommended for optimal cooking performance.



Control knobs for precise temperature adjustment.

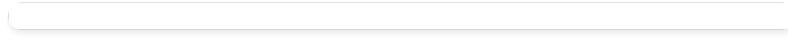
OPERATING INSTRUCTIONS

Lighting the Griddle


1. Ensure the propane tank valve is fully open.
2. Push and turn a control knob to the HIGH position. The automatic igniter will spark.
3. If the burner does not light within 5 seconds, turn the knob to OFF, wait 5 minutes, and repeat the process.
4. Once lit, adjust the knob to your desired temperature setting (LOW, MEDIUM, HIGH).

Cooking on the Griddle

The 3-burner system provides even heat distribution across the 450 square inch cooking surface, allowing you to cook various foods simultaneously at different temperatures. The ceramic-coated cast iron pan ensures food slides off easily, making cooking and flipping a breeze.



The spacious griddle surface accommodates a variety of foods for simultaneous cooking.



Preparing fried rice and shrimp on the griddle, showcasing its versatility.

KEY FEATURES

Ceramic Coated Cast Iron Pan

The griddle features a premium ceramic-coated cast iron pan. This coating provides a superior non-stick surface, ensuring healthier cooking with minimal oil and making cleanup remarkably easy. It also promotes even heat distribution for consistently cooked meals and is crafted without harmful chemicals.

Captiva Designs



Ceramic Coated Cast Iron Pan

✓ No Season Need ✓ Non-Stick ✓ Anti-Rust ✓ No Peeling

Easy to Clean

The ceramic coating offers non-stick properties, anti-rust benefits, and eliminates the need for seasoning.

Adaptable Tabletop Design

This griddle is designed for ultimate adaptability. The main cooking unit can be easily detached from its free-standing base, transforming into a portable tabletop griddle. This feature makes it ideal for various outdoor settings, from backyard parties to camping trips.

Captiva Designs



Also A Table Top Griddle

Change Easily



The griddle can be used as a free-standing unit or converted to a tabletop model.

Safe Cylinder Placement

The griddle's design includes central gas cylinder storage within the base. This provides a low center of gravity, enhancing stability during use and ensuring a tidy, clean appearance by concealing the propane tank.



Captiva Designs



✔ **Stable** - Center of Gravity Place.

✔ **Orderly** - Clean and Tidy.



OTHERS



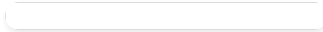
⊗ **Unstable** - Side Hanging Style

⊗ **Messy** - Looks Disorganized

Secure and stable central placement for your propane cylinder.

Convenient Storage and Portability

Integrated side shelves provide convenient space for tools and ingredients, while the durable wheels allow for easy movement of the free-standing unit. The compact nature of the tabletop unit further enhances portability.



Side shelf provides practical storage for cooking accessories.

MAINTENANCE

Cleaning the Griddle Pan

The ceramic-coated pan is exceptionally easy to clean. After cooking, allow the griddle to cool slightly. Use a griddle scraper to remove any food remnants, then wipe the surface clean with a paper towel or soft cloth. The non-stick surface simplifies this process significantly.



Slide-Out Grease Cup



Wipes Clean in One Go

The slide-out grease cup and non-stick surface make cleaning effortless.

The removable slide-out grease cup for easy disposal of cooking oil and food remnants.

Grease Management

The integrated slide-out grease cup collects excess oil and food particles, making disposal quick and hygienic. Regularly empty and clean the grease cup to prevent buildup.

TROUBLESHOOTING

If you encounter issues with your griddle, consider the following common solutions:

- **Burner Not Lighting:** Check propane tank level. Ensure the tank valve is fully open and the hose connection is secure. Verify igniter is sparking.
- **Uneven Heating:** Ensure the griddle is level. Allow sufficient preheating time for the entire surface to reach temperature.
- **Low Flame:** Check for kinks in the gas hose. Ensure the propane tank is not low.

For persistent issues, please contact customer service.

SPECIFICATIONS

Attribute	Detail
Brand	Captiva Designs
Model Number	GR020
Product Dimensions	20.3"D x 51"W x 37"H
Item Weight	73.8 Pounds
Fuel Type	Gas (Propane)
Main Burner Count	3
Heating Power	33,000 BTU (10 Kilowatts)
Cooking Surface Area	450 Square Inches
Material	Cast Iron (Ceramic Coated)
Assembly Required	Yes



Manual measurement, slight error within 0.5 in.

Detailed dimensions of the Captiva Designs griddle.

WARRANTY AND SUPPORT

Captiva Designs is committed to providing professional customer service both before and after your purchase. If you have any questions, concerns, or require assistance with your griddle, please do not hesitate to contact our support team. We aim to resolve any issues within 24 hours, ensuring your investment is protected and you can enjoy your product with confidence.