Manuals+
Q & A | Deep Search | Upload

BOTSLAB R811

BOTSLAB 5MP Wireless Outdoor Doorbell Camera

Model: R811

Introduction

This manual provides detailed instructions for the installation, operation, and maintenance of your BOTSLAB 5MP Wireless Outdoor Doorbell Camera, Model R811. This device is designed to enhance your home security with advanced features such as 5MP resolution, 180-degree head-to-toe view, AI detection, two-way audio, and flexible storage options. Please read this manual thoroughly before using the product to ensure proper setup and functionality.

Package Contents

Verify that all items listed below are included in your package. If any items are missing or damaged, please contact BOTSLAB customer support.

- Doorbell (x1)
- Base Station (x1)
- Mounting Bracket (x1)
- Bracket Positioning Stickers (x1)
- 15-degree Mounting Bracket (x1)
- 15-degree Bracket Positioning Stickers (x1)
- Power Plug (x1)
- Installation Accessory Kit (x1)
- AC Cable Pack (x1)
- Ejector Pin (x1)
- Quick Start Guide (x1)
- Doorbell Button Sticker (x1)
- Parcel Sticker (x1)
- Charging Cable (x1)

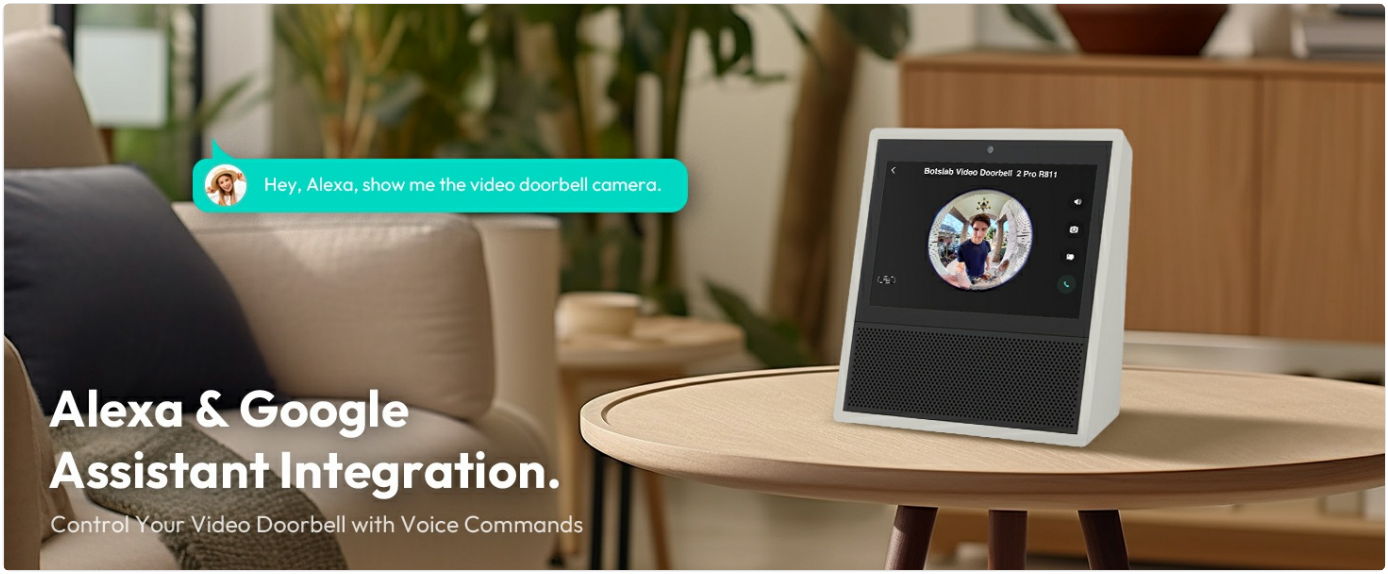

Image: Contents of the BOTSLAB Doorbell Camera package, including the doorbell unit, base station, mounting hardware, cables, and documentation.

Setup and Installation

The BOTSLAB Doorbell Camera offers flexible installation options, including battery-powered or wired connections, and can be mounted using adhesive or screws.

1. Charging the Battery

Before initial use, fully charge the doorbell's built-in 6400mAh lithium-ion battery using the provided charging cable. A full charge ensures optimal performance and battery life.

Image: The doorbell unit with its internal components visible, highlighting the 6400mAh rechargeable battery.

2. Mounting the Doorbell

Choose between adhesive or screw-in installation. Ensure the installation surface is flat, smooth, and clean for adhesive mounting. A 15-degree bracket is included for angled installations to optimize the viewing angle.

- **Adhesive Mounting:** Apply the 3M VHB adhesive to the back of the mounting bracket and firmly press it onto the desired surface.
- **Screw-in Mounting:** Use the provided screws and anchors to secure the mounting bracket to the wall.
- **Wired Connection:** If connecting to existing doorbell wiring (AC cable included), follow the instructions in the Quick Start Guide for wiring the doorbell to your existing chime.

Image: Illustration of the doorbell installation process, showing the mounting bracket, adhesive, and wired connection options.

Image: Visual guide for easy and optional installation, demonstrating adhesive and wall-mounted methods, including the 15-degree bracket

for angled views.

3. Connecting to Wi-Fi and App Setup

The doorbell supports both 2.4GHz and 5GHz Wi-Fi networks for a fast and stable connection. Download the Botslab APP from your device's app store (Google Play or Apple App Store) to set up and manage your doorbell camera.

1. Download and install the Botslab APP.
2. Create an account or log in.
3. Follow the in-app instructions to add your new doorbell camera, connecting it to your home Wi-Fi network.

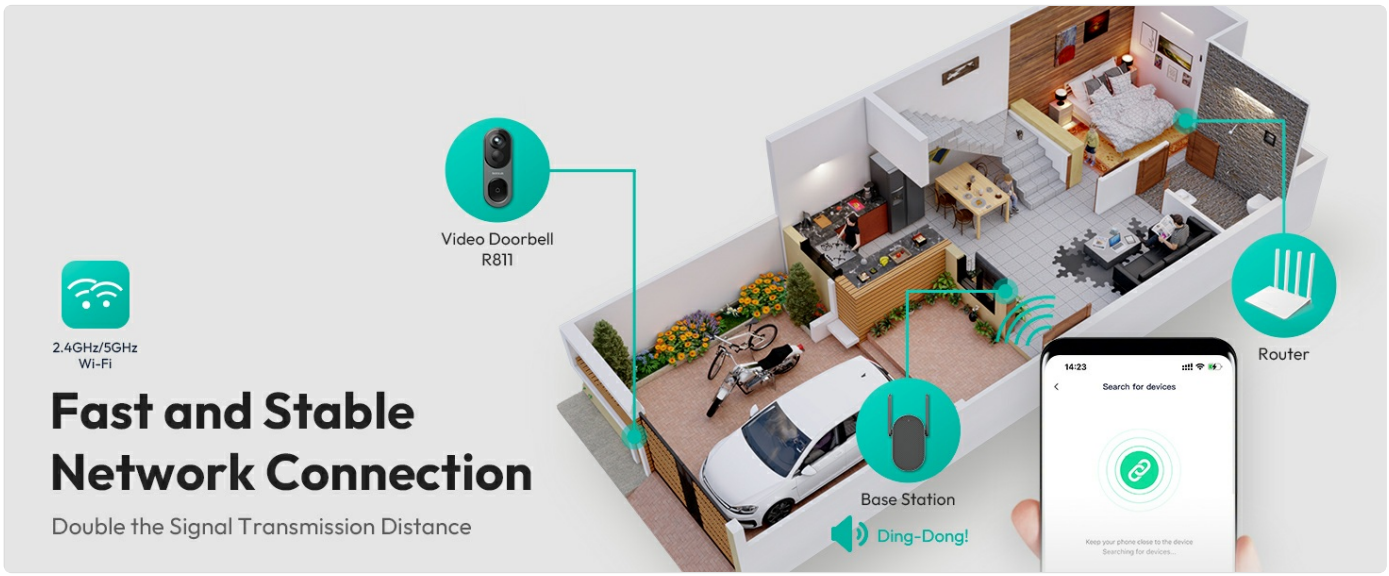

Image: Depiction of the network connection, illustrating how the doorbell, base station, and router work together for a stable 2.4GHz/5GHz Wi-Fi connection.

Operating Instructions

1. Live View and Recording

Access the live feed of your doorbell camera through the Botslab APP. The camera provides a 5MP resolution with a 180-degree horizontal and 180-degree vertical panoramic view, ensuring a head-to-toe perspective of your visitors and surroundings.

Image: A visual comparison demonstrating the 180-degree ultra-wide angle view of the Botslab doorbell, capturing a full head-to-toe perspective, compared to a narrower 140-degree view.

2. View Modes

The camera offers four distinct view modes to suit your preference and monitoring needs:

- **Panoramic Mode:** Provides a wide, fisheye view of the entire area.
- **VR Mode:** Allows you to pan and tilt within the panoramic view.
- **Horizontal Correction Mode:** Corrects the fisheye distortion horizontally.
- **Vertical Correction Mode:** Corrects the fisheye distortion vertically.

Image: Display of the four available view modes: Panoramic, VR, Horizontal Correction, and Vertical Correction, demonstrating how they cover every angle.

3. AI Detection and Alerts

Equipped with a professional AI chip, radar, and PIR detection, the doorbell camera accurately identifies human presence, lingering, and general motion, significantly reducing false alarms. You can customize detection distances and receive real-time alerts on your mobile device.

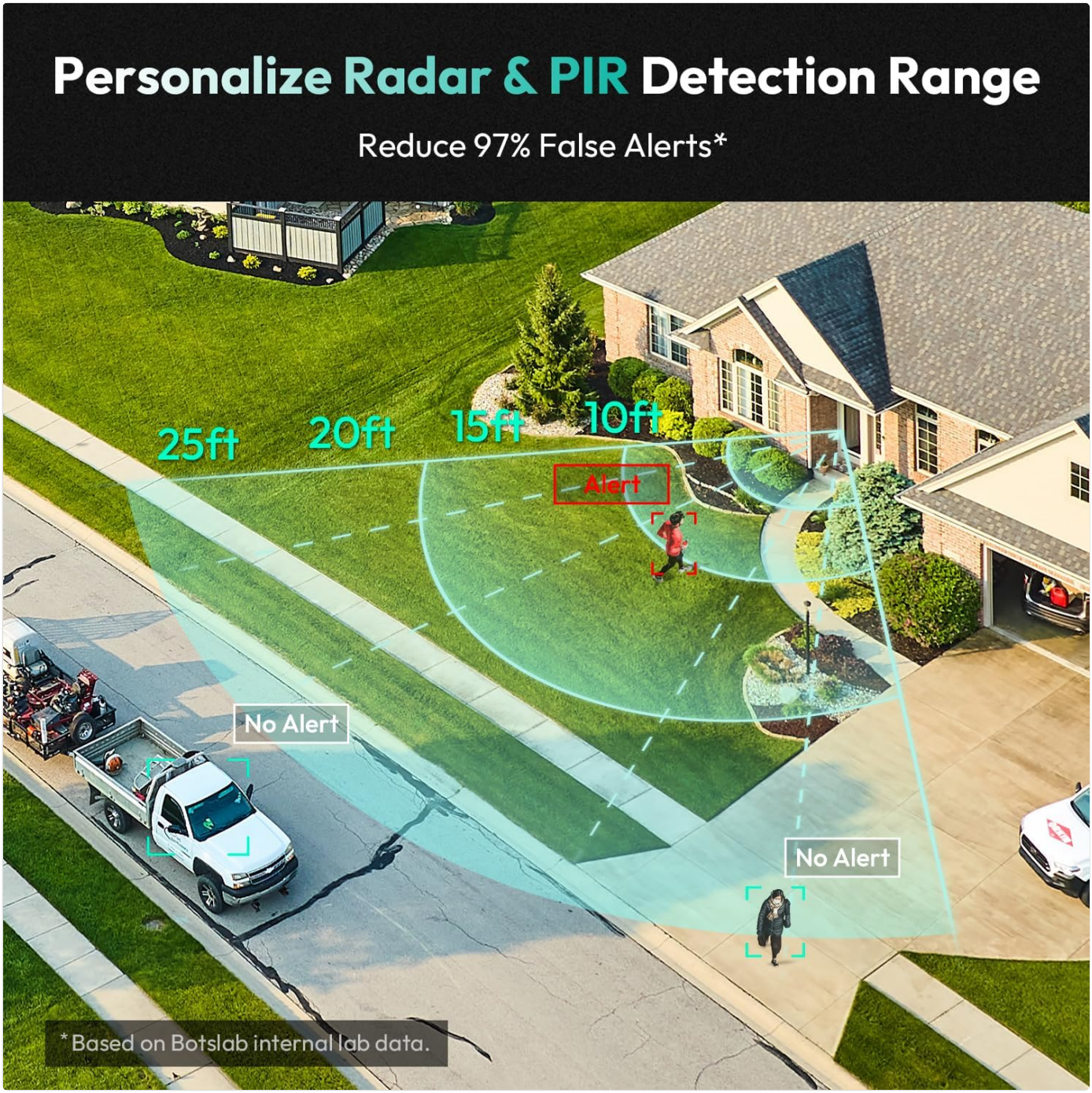

Image: A visual representation of how to personalize radar and PIR detection ranges, showing how the system reduces false alerts by focusing on specific areas.

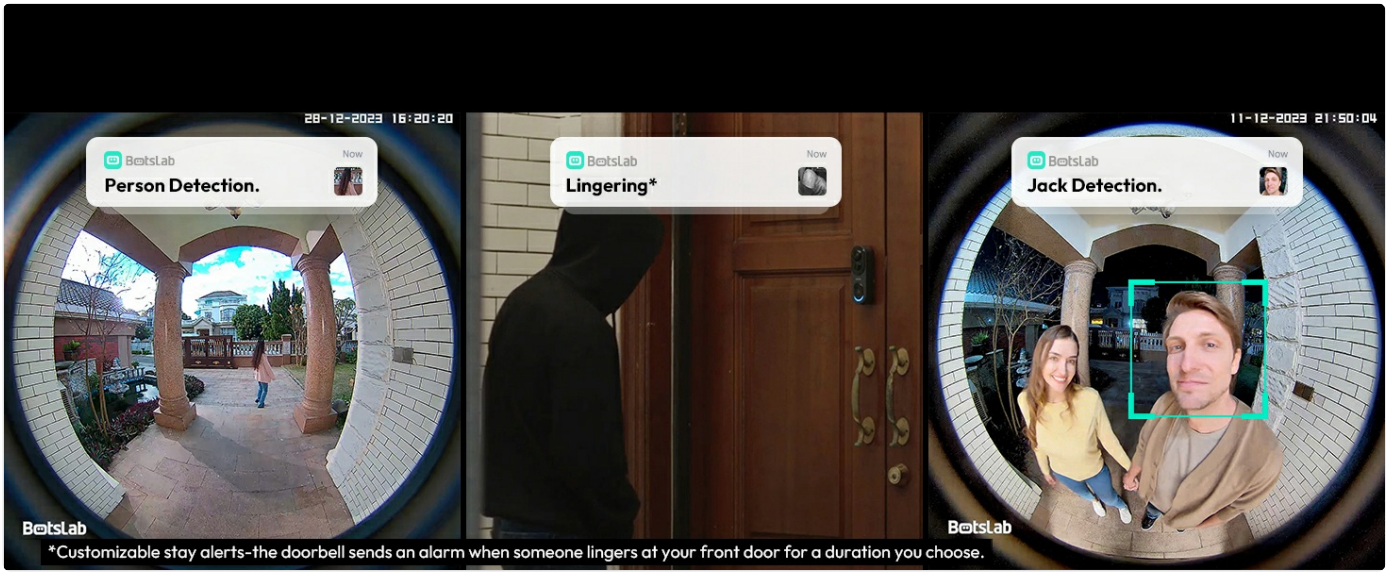

Image: Examples of AI detection alerts, including person detection, lingering detection (customizable stay alerts), and specific individual detection.

4. Two-Way Audio with Voice Modulation

Communicate with visitors at your door using the two-way audio feature. For added privacy and security, you can utilize the voice modulation feature to change your voice to male or funny tones.



Image: Illustration of the voice modulation feature for two-way audio, allowing users to change their voice for enhanced privacy and security.

5. Night Vision

The doorbell camera features crystal IR night vision, providing clear visibility up to 24 feet in low-light conditions, ensuring detailed recordings even at night.

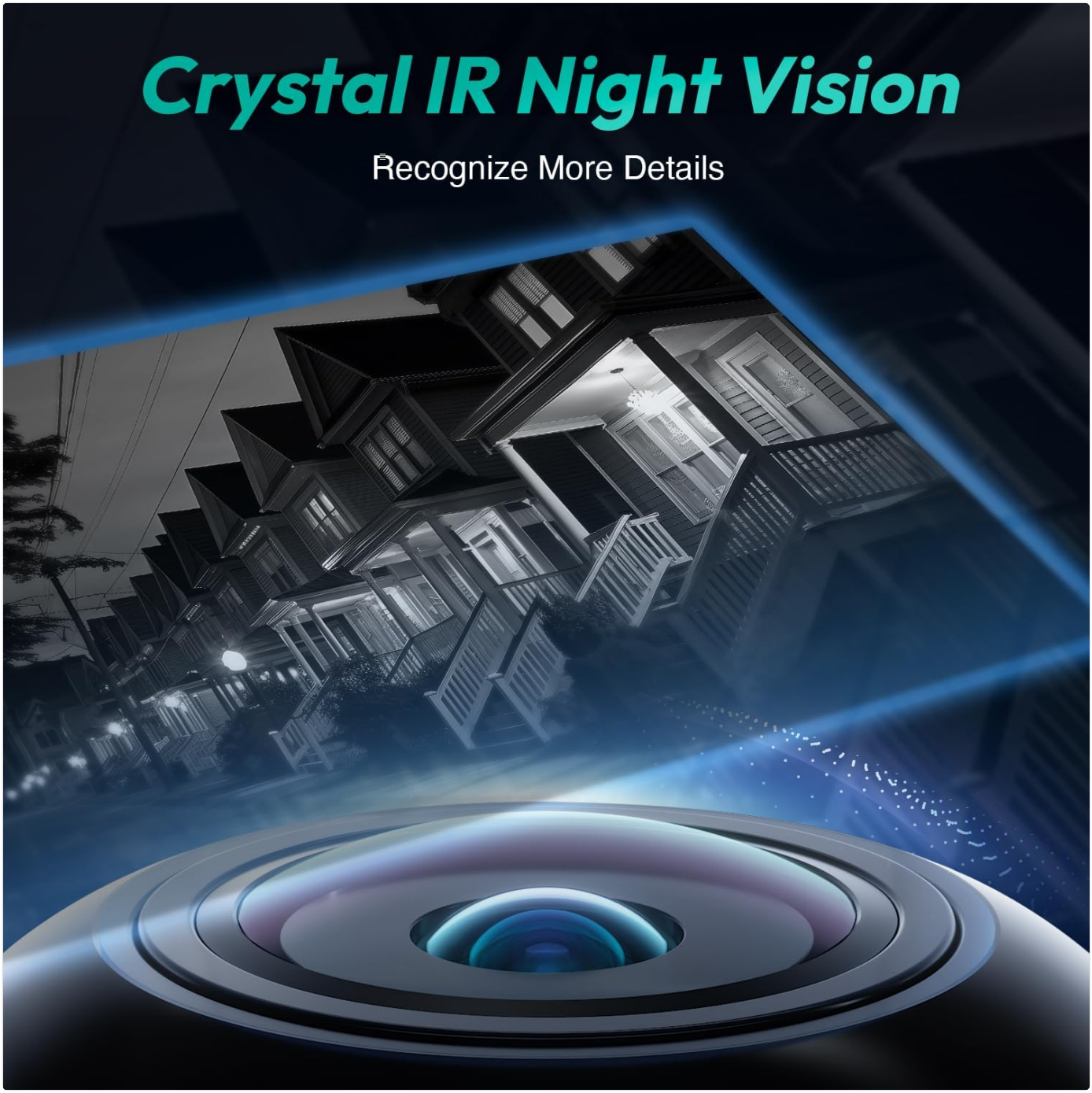

Image: Depiction of the crystal IR night vision capability, allowing the camera to recognize more details in dark environments.

6. Storage Options

The R811 model includes built-in 32GB EMMC local storage, providing up to 365 days of video history based on 12 daily detections of 30 seconds each. Additionally, it offers free 2-day cloud video storage forever, ensuring your videos are securely backed up without monthly fees.

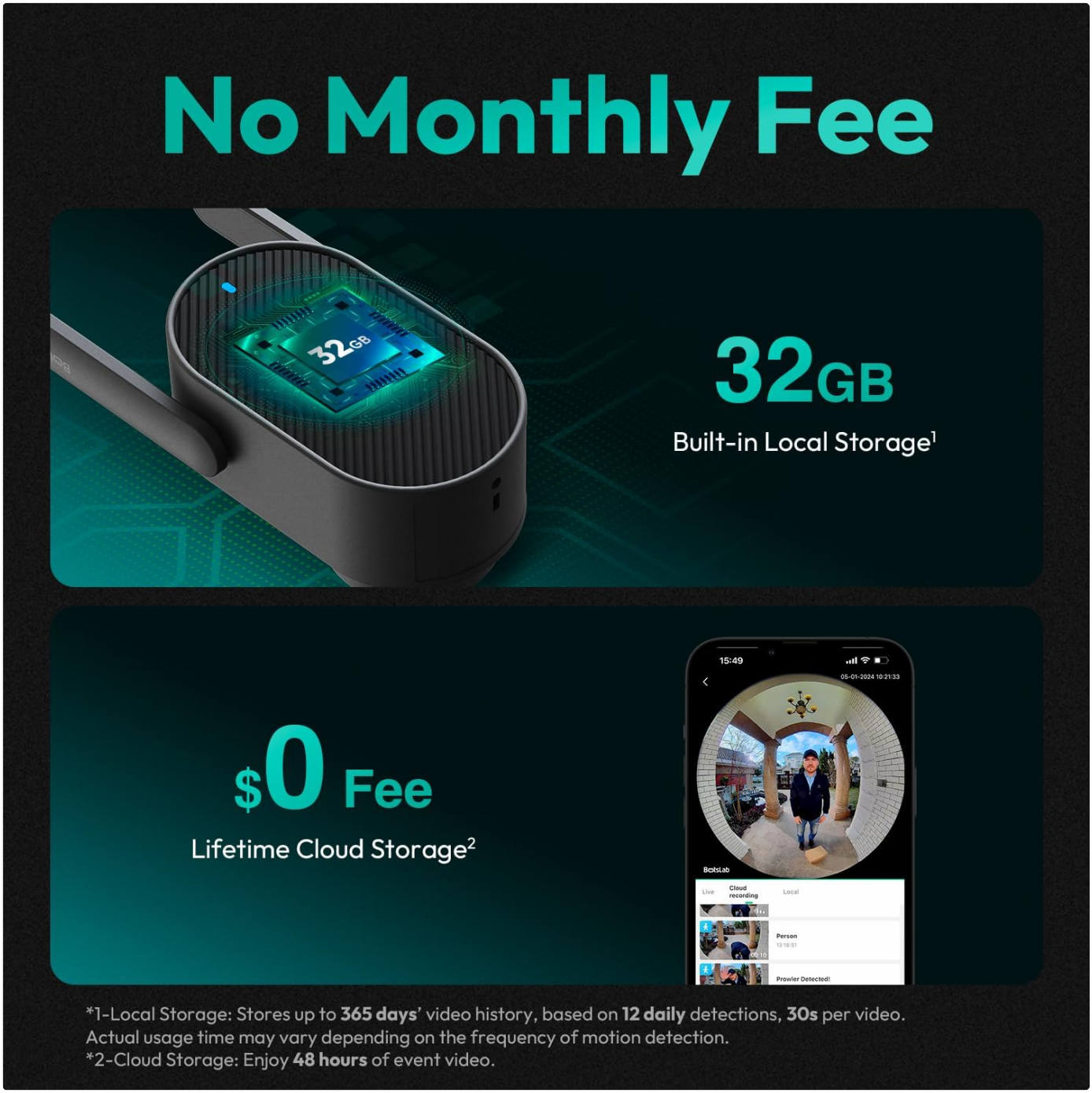

Image: Information on the storage features, highlighting the 32GB built-in local storage and the lifetime free cloud storage option.

Image: Details on the 365 days of video history available with the 32GB built-in local storage, emphasizing no need for an SD card.

7. Smart Home Integration

The BOTSLAB Doorbell Camera seamlessly integrates with Amazon Alexa and Google Assistant, allowing you to control your doorbell and view live feeds using voice commands.

Image: Illustration of Alexa and Google Assistant integration, enabling voice control and viewing of the doorbell feed on smart displays.

8. Family Sharing

Share access to your doorbell camera with up to 5 users, allowing multiple family members to view live videos and receive alerts simultaneously.

Image: Depiction of the family sharing feature, allowing up to 5 users to watch live videos from the doorbell camera.

Maintenance

1. Battery Management

The doorbell camera is powered by a 6400mAh rechargeable battery. Monitor the battery level through the Botslab APP and recharge as needed using the provided charging cable. The doorbell can also be continuously powered if wired to an existing chime.



Image: Details on flexible charging options, illustrating both battery and wired power methods for the doorbell camera.

2. Weather Resistance

The BOTSLAB Doorbell Camera is IP66 rated, ensuring reliable performance in various weather conditions, including rain, snow, and extreme temperatures ranging from -20°C (-4°F) to 60°C (140°F).

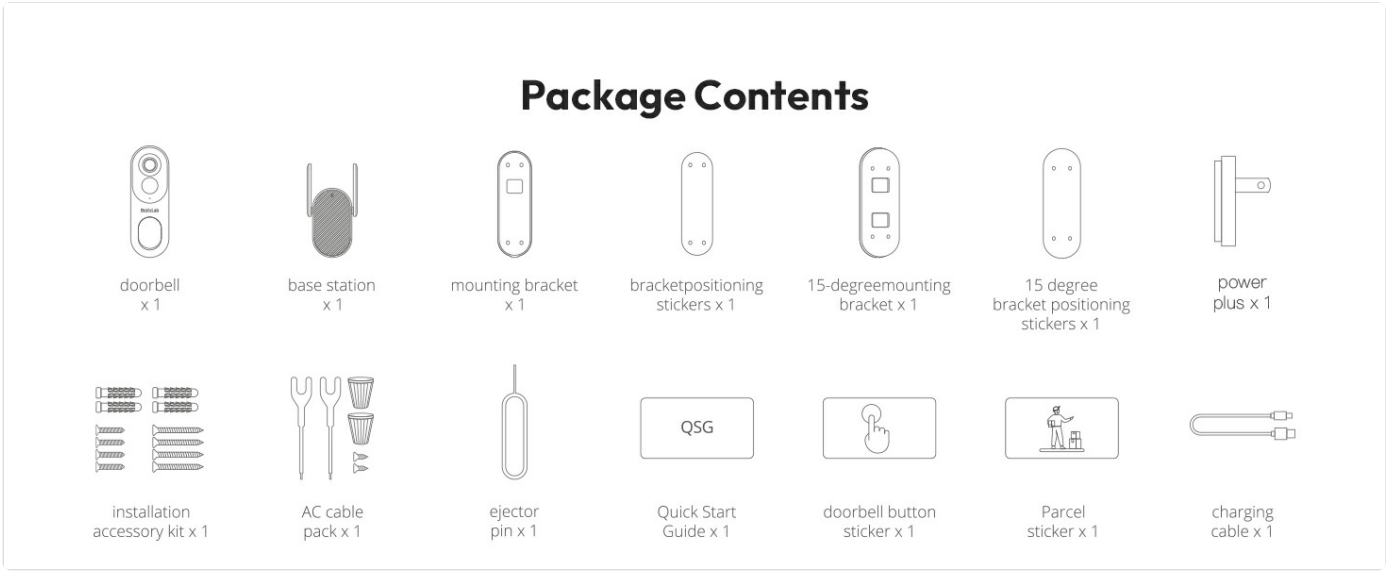

Image: Visual representation of the doorbell's reliable performance in various weather conditions, highlighting its IP66 waterproof rating and temperature tolerance.

3. Cleaning

Wipe the camera lens and body with a soft, damp cloth as needed to remove dust and smudges. Avoid using harsh chemicals or abrasive materials that could damage the device.

Troubleshooting

If you encounter any issues with your BOTSLAB Doorbell Camera, please refer to the following common troubleshooting steps:

- **No Power:** Ensure the battery is charged or the wired connection is properly installed.
- **Offline Status:** Check your Wi-Fi connection and ensure the doorbell is within range of your router or base station. Restart the doorbell and your router if necessary.
- **Poor Video Quality:** Verify your Wi-Fi signal strength. Ensure the lens is clean and free from obstructions.

- **False Alerts:** Adjust the AI detection sensitivity and customize the detection zones in the Botslab APP.
- **Two-Way Audio Issues:** Check the volume settings in the app and on your mobile device. Ensure there are no obstructions blocking the microphone or speaker on the doorbell.

For more detailed troubleshooting or persistent issues, please contact BOTSLAB customer support.

Specifications

Key technical specifications for the BOTSLAB 5MP Wireless Outdoor Doorbell Camera (Model R811):

Feature	Specification
Model Number	R811
Video Capture Resolution	5MP
Viewing Angle	180 Degrees (Horizontal & Vertical)
Wireless Communication	2.4/5GHz WiFi, Bluetooth
Battery Capacity	6400mAh Lithium Ion (Included)
Local Storage	32GB EMMC Built-in
Cloud Storage	Free 2-day cloud video forever
AI Detection	Person, Stay, Motion Detection (AI/Radar/PIR)
Night Vision Range	Up to 24 Feet
Weather Resistance	IP66
Operating Temperature	-20°C to 60°C (-4°F to 140°F)
Dimensions (L x W x H)	6 x 3 x 13 cm
Item Weight	810 g
Compatibility	Amazon Alexa, Google Assistant, Botslab App

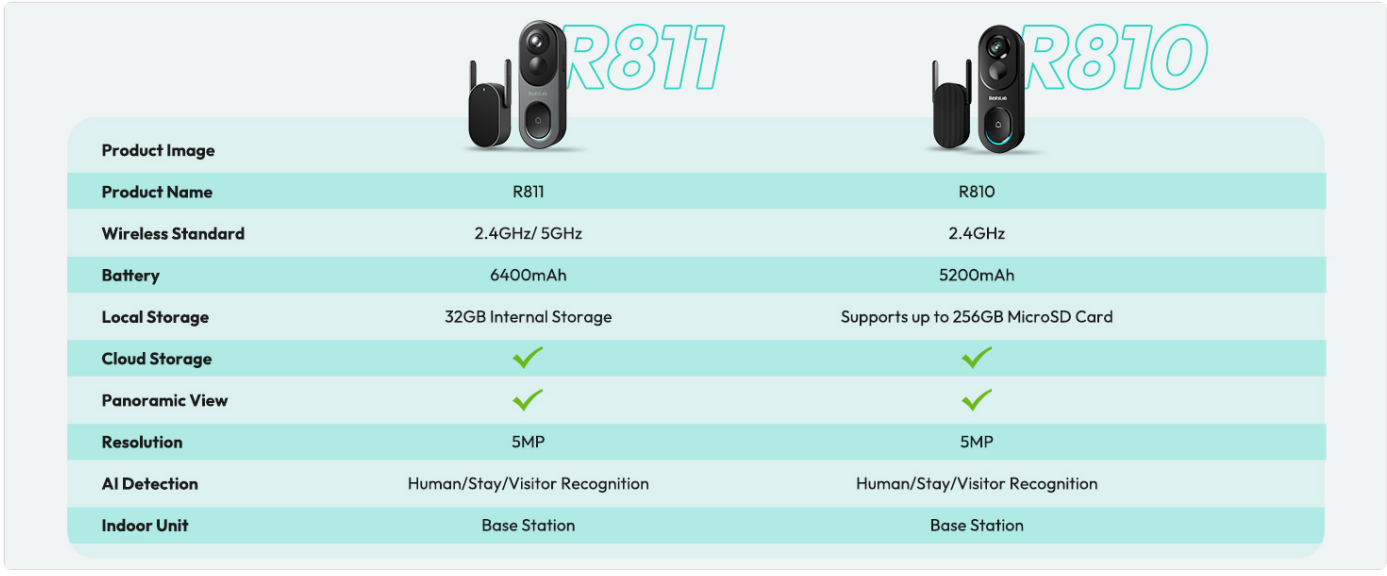

Image: A comparison table detailing the specifications of the R811 model against the R810 model.

Warranty and Support

BOTSLAB is committed to providing high-quality products and excellent customer service.

Warranty Information

Your BOTSLAB Doorbell Camera (Model R811) comes with a **1-year manufacturer's warranty** from the date of purchase, covering defects in materials and workmanship. Please retain your proof of purchase for warranty claims.

Customer Support

For any questions, technical assistance, or warranty inquiries, BOTSLAB offers comprehensive support:

- **Lifetime Technical Support:** Assistance is available for the lifespan of your product.
- **24/7 Customer Service:** Contact us anytime for support.
- **Online Resources:** Visit global.botslab.com for FAQs and detailed setup videos.
- **Email Support:** Reach us at service@botslab.com.
- **In-App Live Chat:** Access live chat support through the Botslab APP: Me > Support > Live Chat.
- **Botslab Users Group:** Join the community on Facebook for peer support and updates.

Image: Information on Botslab's customer support channels and care policies, including warranty and technical assistance.

© 2024 BOTSLAB. All rights reserved.

Related Documents

	Botslab Video Doorbell 2 Pro R811 Product Introduction A comprehensive product introduction for the Botslab Video Doorbell 2 Pro R811, detailing its features, specifications, installation, and usage.
	Botslab Video Doorbell 2 Pro Quick Start Guide | Setup and Installation Get started with your Botslab Video Doorbell 2 Pro. This quick start guide provides step-by-step instructions for installation, network connection, and setup.

	[Botslab Video Doorbell 2 Pro Quick Start Guide] Get started quickly with the Botslab Video Doorbell 2 Pro. This guide covers unboxing, setup, installation, network connection, and important usage precautions for your smart home security.
	[Botslab Smart Home Security Cameras, Doorbells, and Dash Cams] Explore Botslab's comprehensive range of AI-powered smart home security solutions, including 4K PT cameras, video doorbells, dash cams, and kids' smartwatches. Discover advanced features like AI detection, solar power, and seamless connectivity for enhanced safety and convenience.

Documents - BOTSLAB – R811



Botslab, Inc.

Declaration on model difference

We the undersigned hereby confirm that these models are identical, and all models have the same RF module and antenna, PCB layout, schematics and component. Only the models name are different.

Production name	Trademark	FCC ID	Model no.
Botslab Video Doorbell 2 Pro	Botslab	2A22Z-R811	R811, R811 Pro, R811 Max, R812, R812 Pro, R812 Max, R813, R813 Pro, R813 Max

Sincerely,

John Derr

John Derr
Certification Administrator
Botslab, Inc.
919 North Market Street, Suite 950, Wilmington, New Castle, Delaware, USA

[pdf] Decleration of Conformity

abc Model Difference Botslab Inc R811 2A22Z 2A22ZR811 r811

Botslab, Inc. Declaration on model difference We the undersigned hereby confirm that these models a ... erent. Production name Trademark FCC ID Model no. Botslab Video Doorbell 2 Pro Botslab 2A22Z-**R811 R811**, **R811** Pro, **R811** Max, R812, R812 Pro, R812 Max, R813, R813 Pro, R813 Max Sincerely, John...

lang:af score:35 filesize: 409.29 K page_count: 1 document date: 2024-01-02



Botslab, Inc.

2023-12-28

Eurofins Electrical and Electronic Testing NA, Inc.
914 West Patapsco Avenue
Baltimore, MD 21230

RE: Attestation Statements Part 2.911 (d)(5)(i) request for (FCC ID: 2A22Z-R811)

[Botslab, Inc.] ("the applicant") certifies that the equipment for which authorization is sought is not "covered" equipment prohibited from receiving an equipment authorization pursuant to section 2.903 of the FCC rules

Sincerely,

John Derr

John Derr
Certification Administrator
Botslab, Inc.
919 North Market Street, Suite 950, Wilmington, New Castle, Delaware, USA

[pdf]

Untitled Attestation Statements Botslab Inc R811 Video Doorbell 2 Pro 2A22Z 2A22ZR811 r811

Botslab, Inc. 2023-12-28 Eurofins Electrical and Electronic Testing NA, Inc. 914 West Patapsco Avenue Baltimore, MD 21230 RE: Attestation Statements Part 2.911 d 5 i request for FCC ID: 2A22Z-**R811** Botslab, Inc. the applicant certifies that the equipment for which authorization is sought ...

lang:en score:34 filesize: 359.65 K page_count: 2 document date: 2023-12-29



Botslab Video Doorbell 2 Pro R811 Product Introduction

A comprehensive product introduction for the Botslab Video Doorbell 2 Pro R811, detailing its features, specifications, installation, and usage.

lang:en score:32 filesize: 45.75 M page_count: 24 document date: 2024-02-05



RF EXPOSURE
EVALUATION REPORT

Applicant: Botslab,Inc.
Address: 919 North Market Street, Suite 950, Wilmington, New Castle, Delaware, USA
FCC ID: 2A22Z-R811
Product Name: Botslab Video Doorbell 2 Pro
Model: R811, R811 Pro, R811 Max, R812, R812 Pro, R812 Max, R 813, R813 Pro, R813 Max
Standard(s): 47 CFR §1.1307

Report Number: CR230740716-00H
Date Of Issue: 2023/12/25
Reviewed By: Calvin Chen
Reviewed By: Sun Zhong
Test Laboratory: China Certification ICT Co., Ltd (Dongguan)

[pdf] Decleration of Conformity SAR Rating

Microsoft Word CR230740716 00B RF MPE Evaluation doc dg35135 Exposure Info Botslab Inc R811 Video Doorbell 2 Pro 2A22Z 2A22ZR811 r811

RF EXPOSURE EVALUATION REPORT Applicant: Botslab,Inc. Address: 919 North Market Street, Suite 950, Wilmington, New Castle, Delaware, USA FCC ID: 2A22Z-**R811** Product Name: Botslab Video Doorbell 2 Pro Model:**R811**, **R811** Pro, **R811** Max, R812, R812 Pro, R812 Max, R 813, R813 Pro, R813 Max Standard s : 47 ...

lang:en score:31 filesize: 630.31 K page_count: 5 document date: 2024-01-05



TEST REPORT

Applicant: Botslab,Inc.
Address: 919 North Market Street, Suite 950, Wilmington, New Castle, Delaware, USA
FCC ID: 2A22Z-R811
Product Name: Botslab Video Doorbell 2 Pro
Model: R811, R811 Pro, R811 Max, R812, R812 Pro, R812 Max, R813, R813 Pro, R813 Max
Standard(s): 47 CFR Part 15, Subpart C(15.249) ANSI C63.10-2013

Report Number: CR230740716-00
Date Of Issue: 2023/12/8
Reviewed By: Calvin Chen
Approved By: Sun Zhong
Test Laboratory: China Certification ICT Co., Ltd (Dongguan)

[pdf] Decleration of Conformity Test Report

Microsoft Word CR230740716 00 15 249 Report doc dg35135 Test Botslab Inc R811 Video Doorbell 2 Pro 2A22Z 2A22ZR811 r811

TEST REPORT Applicant: Botslab,Inc. Address: 919 North Market Street, Suite 950, Wilmington, New Castle, Delaware, USA FCC ID: 2A22Z-**R811** Product Name: Botslab Video Doorbell 2 Pro **R811**, **R811** Pro, **R811** Max, R812, R812 Pro, R812 Model: Max, R813, R813 Pro, R813 Max Standard s : 47 CFR Part 15, Subpar...

lang:en score:29 filesize: 1.06 M page_count: 36 document date: 2023-12-19



Botslab, Inc.
Declaration on model difference

We the undersigned hereby confirm that these models are identical, and all models have the same RF module and antenna, PCB layout, schematics and component. Only the models name are different.

Production name	Trademark	FCC ID	Model no.
Botslab Video Doorbell 2 Pro Wi-Fi HomeBase	Botslab	2A22Z-R811H	R811-H, R812-H, R813-H, R811

Sincerely,

John Derr
Certification Administrator
Botslab, Inc.
919 North Market Street, Suite 950, Wilmington, New Castle, Delaware, USA

[pdf] Decleration of Conformity

abc Model Difference Botslab Inc R811H 2A22Z 2A22ZR811H r811h

Botslab, Inc. Declaration on model difference We the undersigned hereby confirm that these models a ... n name Trademark FCC ID Model no. Botslab Video Doorbell 2 Pro Wi-Fi Botslab HomeBase 2A22Z-**R811**H **R811**-H, R812-H, R813-H, **R811** Sincerely, John Derr Certification Administrator Botslab, Inc....

lang:nl score:25 filesize: 409.45 K page_count: 1 document date: 2024-01-02



RF TEST REPORT

: Botslab Video Doorbell 2 Pro

: R811S

Issued For : Botslab Inc.

919 North Market Street, Suite 950, Wilmington, New Castle, Delaware, USA

: Shenzhen LGT Test Service Co., Ltd.

Room 205, Building 13, Zone B, Zhenxiong Industrial Park, No.177, Renmin West Road, Jinsha, Kengzi Street, Pingshan District, Shenzhen, Guangdong, China

LGT25C014HA03

Mar. 06, 2025

Mar. 11, 2025 ~ Apr. 08, 2025

Apr. 09, 2025

The test report is effective only with both signature and specialized stamp. This report shall not be reproduced except in full without the written approval of the Laboratory. The results in this report only apply to the tested sample.

Shenzhen LGT Test Service Co., Ltd. Tel: 0755-89604180 E-mail:lgt@lgt-cert.com Web: www.lgt-cert.com
Room 205, Building 13, Zone B, Zhenxiong Industrial Park, No.177, Renmin West Road, Jinsha, Kengzi Street, Pingshan District, Shenzhen, Guangdong, China

Page 1 of 9

[pdf] Test Report SAR Rating

RF exposure report Botslab Inc R810 Video Doorbell 2 Pro 2A22Z 2A22ZR810 r810

RF TEST REPORT Product Name: Botslab Video Doorbell 2 Pro Model Name: **R811**S FCC ID: 2A22Z-R810 Issued For : Botslab Inc. 919 North Market Street, Suite 950, Wilmington, New Castle, Delaware, USA Issued By : Shenzhen LGT Test Service Co., Ltd. Room 205, Building 13, Zone B, Zhenxiong Industrial Par...

lang:en score:25 filesize: 443.42 K page_count: 9 document date: 2025-04-23



The test report is effective only with both signature and specialized stamp. This report shall not be reproduced except in full without the written approval of the Laboratory. The results in this report only apply to the tested sample.

Shenzhen LGT Test Service Co., Ltd. Tel: 0755-89604180 E-mail:lgt@lgt-cert.com Web: www.lgt-cert.com
Room 205, Building 13, Zone B, Zhenxiong Industrial Park, No.177, Renmin West Road, Jinsha, Kengzi Street, Pingshan District, Shenzhen, Guangdong, China

[pdf] Test Report

Measurement Report Kent Test Botslab Inc R810 Video Doorbell 2 Pro 2A22Z 2A22ZR810 r810

RF TEST REPORT Product Name: Botslab Video Doorbell 2 Pro Model Name: **R811**S FCC ID: 2A22Z-R810 Issued For : Botslab, Inc. 919 North Market Street, Suite 950, Wilmington, New Castle, Delaware, United States of America Issued By : Shenzhen LGT Test Service Co., Ltd. Room 205, Building 13, Zone B, Zh...

lang:en score:25 filesize: 653.29 K page_count: 21 document date: 2025-04-27



Page 1 of 24

[pdf] Test Report

Measurement Report Kent Test Botslab Inc R810 Video Doorbell 2 Pro 2A22Z 2A22ZR810 r810

RF TEST REPORT Product Name: Botslab Video Doorbell 2 Pro Model Name: **R811**S FCC ID: 2A22Z-R810 Issued For : Botslab Inc. 919 North Market Street, Suite 950, Wilmington, New Castle, Delaware, USA Issued By : Shenzhen LGT Test Service Co., Ltd. Room 205, Building 13, Zone B, Zhenxiong Industrial Par...

lang:en score:25 filesize: 691.19 K page_count: 24 document date: 2025-04-27



[Botslab Video Doorbell 2 Pro R811S RF Test Report]

This document presents the RF test report for the Botslab Video Doorbell 2 Pro, model R811S. It details the conducted and radiated emission measurements performed according to FCC Part 15.247 and ANSI C63.10-2013 standards.
lang:en score:25 filesize: 691.11 K page_count: 23 document date: 2025-04-27



THOT Shenzhen Yusheng Communication Equipment Co., Ltd

R811 Project Antenna Specification

Customer Name: 360
Customer product name: R811 doorbell
Product name: WIFI Antenna
Product specifications: FPC Antenna
material code: 231100292 (Cameraking)

History of Change Content:

Serial Number	version	status	start and end dates	responsible person	page number	remarks
1	first edition	first edition	2023-11-13	Zhong Guifeng	10	

Supplier acknowledges signature:

Responsible person/date		IQC/date	Check/date	Approval/date
MD	Feng Jiwu	Su Guanfa	Chen Kehong	
RF	He Lei			

The purchaser acknowledges the signature (please send it back after signing):

The judgment result:	☐ Qualified ☐ Unqualified		
Development and Design Engineer/Date	SQE Engineer/Date	Procurement Manager/Date	Development Manager Approval/Date

1 / 10

[pdf] Specifications Test Report

ATN Test Report Botslab Inc R811 2A22Z 2A22ZR811 r811

Shenzhen Yusheng Communication Equipment Co., Ltd**R811** Project Antenna Specification Customer Name 360 Customer product name **R811** doorbell Product name WIFI Antenna Product specifications FPC Antenna material code 231100292Cameraking History of Change Content Serial Number version statu...
lang:en score:24 filesize: 1.15 M page_count: 10 document date: 2023-12-28



RF TEST REPORT

: Botslab Pano Video Doorbell 2 (Wi-Fi HomeBase)

: R810H, R810AH, R810BH, R810CH, R810DH, R810EH

Issued For : Botslab Inc.

919 North Market Street, Suite 950, Wilmington, New Castle, Delaware, USA

: Shenzhen LGT Test Service Co., Ltd.

Room 205, Building 13, Zone B, Zhenxiong Industrial Park, No.177, Renmin West Road, Jinsha, Kengzi Street, Pingshan District, Shenzhen, Guangdong, China

LGT24G047HA01

Jul. 19, 2024

Jul. 19, 2024 – Aug. 21, 2024

Aug. 21, 2024

The test report is effective only with both signature and specialized stamp. This report shall not be reproduced except in full without the written approval of the Laboratory. The results in this report only apply to the tested sample.

Shenzhen LGT Test Service Co., Ltd. Tel: 0755-69068180 E-mail:lgt@lgt-cert.com Web: www.lgt-cert.com
Room 205, Building 13, Zone B, Zhenxiong Industrial Park, No.177, Renmin West Road, Jinsha, Kengzi Street, Pingshan District, Shenzhen, Guangdong, China

[pdf] Test Report SAR Rating

RF Exposure Info Botslab Inc R810H 2A22Z 2A22ZR810H r810h

RF TEST REPORT Product Name: Botslab Pano Video Doorbell 2 Wi-Fi HomeBase Model Name: R810H, R810 ... 2412-2462MHz 802.11n 40MHz :2422-2452MHz Input: AC 100-240V, 50/60Hz, 0.3A Max Hardware Version: **R811**-V3.1 Software Version: 1.00.046-20240903 1.2 TEST LABORATORY Company Name: Shenzhen LGT Te...

lang:en score:23 filesize: 352.52 K page_count: 9 document date: 2024-09-14



RF TEST REPORT

: Botslab Pano Video Doorbell 2 (Wi-Fi HomeBase)

: R810H, R810AH, R810BH, R810CH, R810DH, R810EH

Issued For : Botslab, Inc.

919 North Market Street, Suite 950, Wilmington, New Castle, Delaware, United States of America

: Shenzhen LGT Test Service Co., Ltd.

Room 205, Building 13, Zone B, Zhenxiong Industrial Park, No.177, Renmin West Road, Jinsha, Kengzi Street, Pingshan District, Shenzhen, Guangdong, China

LGT24G047HA01

Jul. 19, 2024

Jul. 19, 2024 – Aug. 21, 2024

Aug. 21, 2024

The test report is effective only with both signature and specialized stamp. This report shall not be reproduced except in full without the written approval of the Laboratory. The results in this report only apply to the tested sample.

Shenzhen LGT Test Service Co., Ltd. Tel: 0755-69068180 E-mail:lgt@lgt-cert.com Web: www.lgt-cert.com
Room 205, Building 13, Zone B, Zhenxiong Industrial Park, No.177, Renmin West Road, Jinsha, Kengzi Street, Pingshan District, Shenzhen, Guangdong, China

[pdf] Test Report SAR Rating

RF Exposure Info Botslab Inc R810H 2A22Z 2A22ZR810H r810h

RF TEST REPORT Product Name: Botslab Pano Video Doorbell 2 Wi-Fi HomeBase Model Name: R810H, R810 ... 2412-2462MHz 802.11n 40MHz :2422-2452MHz Input: AC 100-240V, 50/60Hz, 0.3A Max Hardware Version: **R811**-V3.1 Software Version: 1.00.046-20240903 1.2 TEST LABORATORY Company Name: Shenzhen LGT Te...

lang:en score:23 filesize: 352.57 K page_count: 9 document date: 2024-10-28



RF TEST REPORT

: Botslab Pano Video Doorbell 2

: R810, R810A, R810B, R810C, R810D, R810E

Issued For : Botslab, Inc.

919 North Market Street, Suite 950, Wilmington, New Castle, Delaware, United States of America

: Shenzhen LGT Test Service Co., Ltd.

Room 205, Building 13, Zone B, Zhenxiong Industrial Park, No.177, Renmin West Road, Jinsha, Kengzi Street, Pingshan District, Shenzhen, Guangdong, China

LGT24G047HA03

Jul. 19, 2024

Jul. 19, 2024 – Oct. 23, 2024

Oct. 23, 2024

The test report is effective only with both signature and specialized stamp. This report shall not be reproduced except in full without the written approval of the Laboratory. The results in this report only apply to the tested sample.

Shenzhen LGT Test Service Co., Ltd. Tel: 0755-69068180 E-mail:lgt@lgt-cert.com Web: www.lgt-cert.com
Room 205, Building 13, Zone B, Zhenxiong Industrial Park, No.177, Renmin West Road, Jinsha, Kengzi Street, Pingshan District, Shenzhen, Guangdong, China

[pdf] Test Report SAR Rating

RF Exposure Info Botslab Inc R810 2A22Z 2A22ZR810 r810

RF TEST REPORT Product Name: Botslab Pano Video Doorbell 2 Model Name: R810, R810A, R810B, R810C, R ... put 1: AC 8-24V Max, 50/60Hz, 100mA Input 2: DC 5V, 2A Rated Capacity: 5000mAh Rated Voltage: 3.7V **R811**-V3.1 Software Version: 1.05.55-20240831 1.2 TEST LABORATORY Company Name: Shenzhen LGT Tes...

lang:en score:23 filesize: 382.99 K page_count: 9 document date: 2024-10-28



RF TEST REPORT

: Botslab Pano Video Doorbell 2

: R810, R810A, R810B, R810C, R810D, R810E

Issued For : Botslab Inc.

919 North Market Street, Suite 950, Wilmington, New Castle, Delaware, USA

: Shenzhen LGT Test Service Co., Ltd.

Room 205, Building 13, Zone B, Zhenxiong Industrial Park, No.177, Renmin West Road, Jinsha, Kengzi Street, Pingshan District, Shenzhen, Guangdong, China

LGT24G047HA03

Jul. 19, 2024

Jul. 19, 2024 – Sep. 24, 2024

Sep. 24, 2024

The test report is effective only with both signature and specialized stamp. This report shall not be reproduced except in full without the written approval of the Laboratory. The results in this report only apply to the tested sample.

Shenzhen LGT Test Service Co., Ltd. Tel: 0755-69068180 E-mail:lgt@lgt-cert.com Web: www.lgt-cert.com
Room 205, Building 13, Zone B, Zhenxiong Industrial Park, No.177, Renmin West Road, Jinsha, Kengzi Street, Pingshan District, Shenzhen, Guangdong, China

[pdf] Test Report SAR Rating

RF Exposure Botslab Inc R810 Pano Video Doorbell 2 2A22Z 2A22ZR810 r810

RF TEST REPORT Product Name: Botslab Pano Video Doorbell 2 Model Name: R810, R810A, R810B, R810C, R ... put 1: AC 8-24V Max, 50/60Hz, 100mA Input 2: DC 5V, 2A Rated Capacity: 5000mAh Rated Voltage: 3.7V **R811**-V3.1 Software Version: 1.05.55-20240831 1.2 TEST LABORATORY Company Name: Shenzhen LGT Tes...

lang:en score:23 filesize: 376.7 K page_count: 9 document date: 2024-10-22



Botslab Inc.

Date: 2025-04-22

Product Model Number: R811S
FCC ID: 2A22Z-R810

To whom it may concern,

Re: Product Certification Representative Authorization Letter

We authorize QAI Laboratories Ltd. 3980 North Fraser Way, Burnaby B.C. Canada V5J 5K5 to act on our behalf on all matters concerning the above named equipment.

This shall include the following:

- Testing
- Approval applications and procedures

We declare that ***QAI Laboratories Ltd.*** is allowed to forward all information related to the approval project to the applied certification body and to the notification entities and to discuss any issues concerning the approval application. Any and all acts carried out by ***QAI Laboratories Ltd.*** on our behalf shall have the same effect as acts of our own.

Signature:

By: John Dern
Contact Listed on FCC Wesbite

Title: Manager
Email: Certificates@botslab.com.cn
On behalf of: Botslab Inc.

Edition of Date: April 2, 2020 QSP 7.6.8.8 = Agent Authorization Letter Template Page 1 of 1
Revision Date: Revision 0

[pdf] Agent Authorization

Agent Authorization Letter Template Botslab Inc R810 Video Doorbell 2 Pro 2A22Z 2A22ZR810 r810

Date2025-04-22 Botslab Inc. Product Model Number: **R811**S ; FCC ID2A22Z-R810 To whom it may concern, Re: Product Certification Representative Authorization Letter We authorize QAI Laboratories Ltd. 3980 North Fraser Way, Burnaby B.C. Canada V5J 5K5 to act on our behalf on all matters concerning t...

lang:en score:23 filesize: 204.31 K page_count: 1 document date: 2025-04-23



RF TEST REPORT

: Botslab Video Doorbell 2 Pro (Wi-Fi HomeBase)

: R811SH

Issued For : Botslab Inc.

919 North Market Street, Suite 950, Wilmington, New Castle, Delaware, USA

: Shenzhen LGT Test Service Co., Ltd.

Room 205, Building 13, Zone B, Zhenxiong Industrial Park, No.177, Renmin West Road, Jinsha, Kengzi Street, Pingshan District, Shenzhen, Guangdong, China

LGT25C014HA01

Mar. 06, 2025

Mar. 11, 2025 – Apr. 08, 2025

Apr. 09, 2025

The test report is effective only with both signature and specialized stamp. This report shall not be reproduced except in full without the written approval of the Laboratory. The results in this report only apply to the tested sample.

Shenzhen LGT Test Service Co., Ltd. Tel: 0755-69068180 E-mail:lgt@lgt-cert.com Web: www.lgt-cert.com
Room 205, Building 13, Zone B, Zhenxiong Industrial Park, No.177, Renmin West Road, Jinsha, Kengzi Street, Pingshan District, Shenzhen, Guangdong, China

Page 1 of 9

[pdf] Test Report SAR Rating

RF exposure report Botslab Inc R810H Video Doorbell 2 Pro Wi Fi HomeBase 2A22Z 2A22ZR810H r810h

RF TEST REPORT Product Name: Botslab Video Doorbell 2 Pro Wi-Fi HomeBase Model Name: **R811**SH FCC ID: 2A22Z-R810H Issued For : Botslab Inc. 919 North Market Street, Suite 950, Wilmington, New Castle, Delaware, USA Issued By : Shenzhen LGT Test Service Co., Ltd. Room 205, Building 13, Zone B, Zhenx...

lang:en score:23 filesize: 414.2 K page_count: 9 document date: 2025-04-23

[Botslab Smart Home Security Cameras, Doorbells, and Dash Cams]

Explore Botslab's comprehensive range of AI-powered smart home security solutions, including 4K PT cameras, video doorbells, dash cams, and kids' smartwatches. Discover advanced features like AI detection, solar power, and seamless connectivity for enhanced safety and convenience.

lang:en score:23 filesize: 10.15 M page_count: 17 document date: 2024-12-25



[pdf] Test Report

Test Report Botslab Inc R810 2A22Z 2A22ZR810 r810

RF TEST REPORT Product Name: Botslab Pano Video Doorbell 2 Model Name: R810, R810A, R810B, R810C, R ... put 1: AC 8-24V Max, 50/60Hz, 100mA Input 2: DC 5V, 2A Rated Capacity: 5000mAh Rated Voltage: 3.7V **R811**-V3.1 Software Version: 1.05.55-20240831 Connecting I/O Port s : Please refer to the Note 1. ...

lang:en score:22 filesize: 1.48 M page_count: 28 document date: 2024-10-22



[Botslab Pano Video Doorbell 2 RF Test Report]

Official RF test report for the Botslab Pano Video Doorbell 2 (Models R810 series), detailing compliance with FCC Part 15.249 and ANSI C63.10 standards, conducted by Shenzhen LGT Test Service Co., Ltd.

lang:en score:22 filesize: 1.48 M page_count: 27 document date: 2024-10-28

[pdf]

Booklet DAGcONLFX2E BAGH9 mRk4Q Securityeyes ABOUT US OUR PROJECTS HIGHLIGHT CONTACT company profile with Botslab new securityeyes au wordpress 2025 02 |||

Your Vision Our Protection www.securityeyes.com.au Your Trusted Complete Security Solutions Provid ... Brands 07 3208 6659 QLD 02 8710 6591 NSW www.securityeyes.com.au Kids Watch E3 Video Doorbell **R811** Indoor Camera 3C Pro C224 Solar 4G Cellular Battery Camera W314 Outdoor Pan / Tilt Camera W3... lang:en score:21 filesize: 21.63 M page_count: 6 document date: 2025-01-24



[pdf] Test Report

test Report Botslab Inc R810 2A22Z 2A22ZR810 r810

RF TEST REPORT Product Name: Botslab Pano Video Doorbell 2 Model Name: R810, R810A, R810B, R810C, R ... nput 1: AC 8-24V Max, 50/60Hz, 100mA Input 2: DC 5V, 2A Rated Capacity: 5000mAh Rated Voltage: 3.7V **R811**-V3.1 Software Version: 1.05.55-20240831 Connecting I/O Port s : Please refer to the Note 1. ... lang:en score:20 filesize: 4.69 M page_count: 55 document date: 2024-10-28



[pdf] Test Report

Measurement Report Kent Test Botslab Inc R810H Video Doorbell 2 Pro Wi Fi HomeBase 2A22Z 2A22ZR810H r810h

RF TEST REPORT Product Name: Botslab Video Doorbell 2 Pro Wi-Fi HomeBase Model Name: **R811**SH FCC ID: 2A22Z-R810H Issued For : Botslab Inc. 919 North Market Street, Suite 950, Wilmington, New Castle, Delaware, USA Issued By : Shenzhen LGT Test Service Co., Ltd. Room 205, Building 13, Zone B, Zhenx... lang:en score:20 filesize: 987.59 K page_count: 32 document date: 2025-04-27



Product Name: Botslab Pano Video Doorbell 2

Model Name: R810, R810A, R810B, R810C, R810D, R810E

FCC ID: 2A22Z-R810

Issued For : Botslab, Inc.
919 North Market Street, Suite 950, Wilmington, New Castle, Delaware, United States of America

Issued By : Shenzhen LGT Test Service Co., Ltd.
Room 205, Building 13, Zone B, Zhenxilong Industrial Park, No.177, Renmin West Road, Jinsha, Kengzi Street, Pingshan District, Shenzhen, Guangdong, China

Report Number: LGT24G047RF04

Sample Received Date: Jul. 19, 2024

Date of Test: Jul. 19, 2024 – Sep. 24, 2024

Date of Issue: Sep. 24, 2024

The test report is effective only with both signature and specialized stamp. This report shall not be reproduced except in full without the written approval of the Laboratory. The results in this report only apply to the tested sample.

Shenzhen LGT Test Service Co., Ltd Tel: 0755-69068168 E-mail:lgt@lgt-cert.com Web: www.lgt-cert.com
Room 205, Building 13, Zone B, Zhenxilong Industrial Park, No.177, Renmin West Road, Jinsha, Kengzi Street, Pingshan District, Shenzhen, Guangdong, China

[pdf] Test Report

test Report Botslab Inc R810 2A22Z 2A22ZR810 r810

RF TEST REPORT Product Name: Botslab Pano Video Doorbell 2 Model Name: R810, R810A, R810B, R810C, R ... nput 1: AC 8-24V Max, 50/60Hz, 100mA Input 2: DC 5V, 2A Rated Capacity: 5000mAh Rated Voltage: 3.7V **R811**-V3.1 Software Version: 1.05.55-20240831 Connecting I/O Port s : Please refer to the Note 1. ...

lang:en score:20 filesize: 2.23 M page_count: 63 document date: 2024-10-28

Botslab Video Doorbell 2 Pro Quick Start Guide

Get started quickly with the Botslab Video Doorbell 2 Pro. This guide covers unboxing, setup, installation, network connection, and important usage precautions for your smart home security.

lang:en score:20 filesize: 1.36 M page_count: 15 document date: 2023-12-21



[pdf] Test Report

Test Report Botslab Inc R810 Pano Video Doorbell 2 2A22Z 2A22ZR810 r810

RF TEST REPORT Product Name: Botslab Pano Video Doorbell 2 Model Name: R810, R810A, R810B, R810C, R ... nput 1: AC 8-24V Max, 50/60Hz, 100mA Input 2: DC 5V, 2A Rated Capacity: 5000mAh Rated Voltage: 3.7V **R811**-V3.1 Software Version: 1.05.55-20240831 Connecting I/O Port s : Please refer to the Note 1. ...

lang:en score:20 filesize: 4.7 M page_count: 55 document date: 2024-10-17



Product Name: Botslab Pano Video Doorbell 2

Model Name: R810, R810A, R810B, R810C, R810D, R810E

FCC ID: 2A22Z-R810

Issued For : Botslab Inc.

919 North Market Street, Suite 950, Wilmington, New Castle, Delaware, USA

Issued By : Shenzhen LGT Test Service Co., Ltd.

Room 205, Building 13, Zone B, Zhenxiong Industrial Park, No.177, Renmin West Road, Jinsha, Kengzi Street, Pingshan District, Shenzhen, Guangdong, China

Report Number: LGT24G047RF04

Sample Received Date: Jul. 19, 2024

Date of Test: Jul. 19, 2024 – Sep. 24, 2024

Date of Issue: Sep. 24, 2024

The test report is effective only with both signature and specialized stamp. This report shall not be reproduced except in full without the written approval of the Laboratory. The results in this report only apply to the tested sample.

Shenzhen LGT Test Service Co., Ltd Tel: 0755-69068168 E-mail:lgt@lgt-cert.com Web: www.lgt-cert.com Room 205, Building 13, Zone B, Zhenxiong Industrial Park, No.177, Renmin West Road, Jinsha, Kengzi Street, Pingshan District, Shenzhen, Guangdong, China

[pdf] Test Report

Test Report2 Botslab Inc R810 Pano Video Doorbell 2 2A22Z 2A22ZR810 r810

RF TEST REPORT Product Name: Botslab Pano Video Doorbell 2 Model Name: R810, R810A, R810B, R810C, R ... nput 1: AC 8-24V Max, 50/60Hz, 100mA Input 2: DC 5V, 2A Rated Capacity: 5000mAh Rated Voltage: 3.7V **R811**-V3.1 Software Version: 1.05.55-20240831 Connecting I/O Port s : Please refer to the Note 1. ...

lang:en score:20 filesize: 2.23 M page_count: 63 document date: 2024-10-22



Product Name: Botslab Pano Video Doorbell 2 (Wi-Fi HomeBase)

Model Name: R810H, R810AH, R810BH, R810CH, R810DH, R810EH

FCC ID: 2A22Z-R810H

Issued For : Botslab Inc.

919 North Market Street, Suite 950, Wilmington, New Castle, Delaware, USA

Issued By : Shenzhen LGT Test Service Co., Ltd.

Room 205, Building 13, Zone B, Zhenxiong Industrial Park, No.177, Renmin West Road, Jinsha, Kengzi Street, Pingshan District, Shenzhen, Guangdong, China

Report Number: LGT24G047RF01

Sample Received Date: Jul. 19, 2024

Date of Test: Jul. 19, 2024 – Sep. 26, 2024

Date of Issue: Sep. 26, 2024

The test report is effective only with both signature and specialized stamp. This report shall not be reproduced except in full without the written approval of the Laboratory. The results in this report only apply to the tested sample.

Shenzhen LGT Test Service Co., Ltd Tel: 0755-69068168 E-mail:lgt@lgt-cert.com Web: www.lgt-cert.com Room 205, Building 13, Zone B, Zhenxiong Industrial Park, No.177, Renmin West Road, Jinsha, Kengzi Street, Pingshan District, Shenzhen, Guangdong, China

[pdf] Test Report

test Report Botslab Inc R810H 2A22Z 2A22ZR810H r810h

RF TEST REPORT Product Name: Botslab Pano Video Doorbell 2 Wi-Fi HomeBase Model Name: R810H, R810 ... t: Please refer to the Note 3. Rating: Input: AC 100-240V, 50/60Hz, 0.3A Max Hardware Version: **R811**-V3.1 Software Version: 1.00.046-20240903 Connecting I/O Port s : Please refer to the Note 1....

lang:en score:19 filesize: 4.97 M page_count: 106 document date: 2024-09-27



Product Name: Botslab Pano Video Doorbell 2 (Wi-Fi HomeBase)

Model Name: R810H, R810AH, R810BH, R810CH, R810DH, R810EH

FCC ID: 2A22Z-R810H

Issued For : Botslab, Inc.

919 North Market Street, Suite 950, Wilmington, New Castle, Delaware, United States of America

Issued By : Shenzhen LGT Test Service Co., Ltd.

Room 205, Building 13, Zone B, Zhenxiong Industrial Park, No.177, Renmin West Road, Jinsha, Kengzi Street, Pingshan District, Shenzhen, Guangdong, China

Report Number: LGT24G047RF01

Sample Received Date: Jul. 19, 2024

Date of Test: Jul. 19, 2024 – Sep. 26, 2024

Date of Issue: Sep. 26, 2024

The test report is effective only with both signature and specialized stamp. This report shall not be reproduced except in full without the written approval of the Laboratory. The results in this report only apply to the tested sample.

Shenzhen LGT Test Service Co., Ltd Tel: 0755-69068168 E-mail:lgt@lgt-cert.com Web: www.lgt-cert.com Room 205, Building 13, Zone B, Zhenxiong Industrial Park, No.177, Renmin West Road, Jinsha, Kengzi Street, Pingshan District, Shenzhen, Guangdong, China

[pdf] Test Report

test Report Botslab Inc R810H 2A22Z 2A22ZR810H r810h

RF TEST REPORT Product Name: Botslab Pano Video Doorbell 2 Wi-Fi HomeBase Model Name: R810H, R810 ... t: Please refer to the Note 3. Rating: Input: AC 100-240V, 50/60Hz, 0.3A Max Hardware Version: **R811**-V3.1 Software Version: 1.00.046-20240903 Connecting I/O Port s : Please refer to the Note 1....

lang:en score:19 filesize: 4.98 M page_count: 106 document date: 2024-10-28

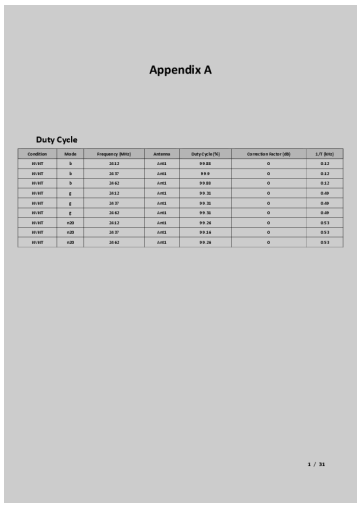

Appendix A

Duty Cycle

Condition	Mode	Frequency (MHz)	Antenna	Duty Cycle (%)	Correction Factor (dB)	1/T (kHz)
NVNT	b	2412	Ant1	99.80	0	0.12
NVNT	b	2437	Ant1	99.8	0	0.12
NVNT	b	2462	Ant1	99.80	0	0.12
NVNT	g	2412	Ant1	99.31	0	0.09
NVNT	g	2437	Ant1	99.31	0	0.09
NVNT	g	2462	Ant1	99.31	0	0.09
NVNT	n20	2412	Ant1	99.24	0	0.53
NVNT	n20	2437	Ant1	99.24	0	0.53
NVNT	n20	2462	Ant1	99.24	0	0.53

1 / 31

[pdf] Test Report

Untitled Test Report 1 Botslab Inc R811 2A22Z 2A22ZR811 r811

...

lang:en score:15 filesize: 2 M page_count: 31 document date: 2023-12-29

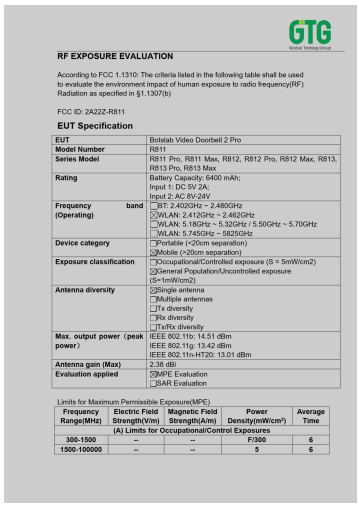

RF EXPOSURE EVALUATION

According to FCC 1.1310: The criteria listed in the following table shall be used to evaluate the environment impact of human exposure to radio frequency(RF) Radiation as specified in §1.1307(b)

FCC ID: 2A22Z-R811

EUT Specification

EUT	Botslab Video Doorbell 2 Pro
Model Number	R811
Series Model	R811 Pro, R811 Max, R812, R812 Pro, R812 Max, R813, R813 Pro, R813 Max
Rating	Battery Capacity: 6400 mAh; Input 1: DC 5V 2A; Input 2: AC 8V-24V
Frequency band (Operating)	☐BT: 2.402GHz ~ 2.480GHz ☒WLAN: 2.412GHz ~ 2.462GHz ☐WLAN: 5.18GHz ~ 5.32GHz / 5.50GHz ~ 5.70GHz ☐WLAN: 5.745GHz ~ 5825GHz
Device category	☐Portable (<20cm separation) ☒Mobile (>20cm separation)
Exposure classification	☐Occupational/Controlled exposure (S = 5mW/cm2) ☒General Population/Uncontrolled exposure (S=1mW/cm2)
Antenna diversity	☒Single antenna ☐Multiple antennas ☐Tx diversity ☐Rx diversity ☐Tx/Rx diversity
Max. output power (peak power)	IEEE 802.11b: 14.51 dBm IEEE 802.11g: 13.42 dBm IEEE 802.11n-HT20: 13.01 dBm
Antenna gain (Max)	2.38 dBi
Evaluation applied	☒MPE Evaluation ☐SAR Evaluation

Limits for Maximum Permissible Exposure(MPE)

Frequency Range(MHz)	Electric Field Strength(V/m)	Magnetic Field Strength(A/m)	Power Density(mW/cm²)	Average Time
(A) Limits for Occupational/Control Exposures				
300-1500	--	--	F/300	6
1500-100000	--	--	5	6

[pdf] SAR Rating

Untitled RF Exposure Info Botslab Inc R811 2A22Z 2A22ZR811 r811

...

lang:en score:15 filesize: 404.98 K page_count: 2 document date: 2023-12-29



People's Republic of China, 523808

[pdf] Test Report

Mike Heckrotte Test Report 2 Botslab Inc R811 2A22Z 2A22ZR811 r811

...

lang:en score:15 filesize: 4.33 M page_count: 57 document date: 2024-01-05

China Certification ICT Co., Ltd (Dongguan) Report No.: CR230740716-EXP

EUT EXTERNAL PHOTOGRAPHS

Page 1 of 5

[pdf] Decleration of Conformity Product Photos

Microsoft Word External photos doc dg35135 Photos Botslab Inc R811 2A22Z 2A22ZR811 r811

China Certification ICT Co., Ltd Dongguan EUT EXTERNAL PHOTOGRAPHS Report No.: CR230740716-EXP Page 1 of 5 China Certification ICT Co., Ltd Dongguan Report No.: CR230740716-EXP Page 2 of 5 China Certification ICT Co., Ltd Dongguan Report No.: CR230740716-EXP Page 3 of 5 China Certi...

lang:en score:15 filesize: 286.38 K page_count: 5 document date: 2023-12-19


Botslab, Inc.

2023-12-28

Eurofins Electrical and Electronic Testing NA, Inc.
914 West Patapsco Avenue
Baltimore, MD 21230

RE: CONFIDENTIALITY REQUEST FOR EUT Name: Botslab Video Doorbell 2 Pro
Model: R811, R811 Pro, R811 Max, R813, R812 Pro, R812 Max, R813, R813 Pro,
R813 Max, FCC ID: 2A22Z-R811)

To Whom It May Concern:

This letter serves as an official request for confidentiality under sections 0.457 and 0.459 of CFR 47. We have requested that the photologue , mentioned here do not be made available to the public, and remain permanently withheld from public review.

The above materials contain trade secrets and proprietary information not customarily released to the public. The public disclosure of these materials may be harmful to the applicant and provide unjustified benefits to its competitors.

Please contact me if there is any information you may need.

Sincerely,

John Dorr
Certification Administrator
Botslab, Inc.
913 North Market Street, Suite 950, Wilmington, New Castle, Delaware, USA

Botslab Video Doorbell Confidentiality Request

Confidentiality request letter from Botslab, Inc. regarding their Video Doorbell 2 Pro and associated models (R811 series, R812 series, R813 series) submitted to Eurofins Electrical and Electronic Testing NA, Inc. for FCC certification.

lang:en score:15 filesize: 16.82 K page_count: 1 document date: 2023-12-29



[pdf] Product Photos

Untitled Test Setup Photos Botslab Inc R811 Video Doorbell 2 Pro 2A22Z 2A22ZR811 r811

AC Power Line Conducted Emission Radiated Band edge and Spurious Emission ...

lang:en score:15 filesize: 528.8 K page_count: 2 document date: 2023-12-29

[pdf] Label

Untitled ID Label Location Info Botslab Inc R811 Video Doorbell 2 Pro 2A22Z 2A22ZR811 r811 ...

lang:en score:14 filesize: 243.58 K page_count: 1 document date: 2023-12-29

Botslab Video Doorbell 2 Pro Quick Start Guide | Setup and Installation

Get started with your Botslab Video Doorbell 2 Pro. This quick start guide provides step-by-step instructions for installation, network connection, and setup.

lang:en score:14 filesize: 2.46 M page_count: 15 document date: 2024-02-19

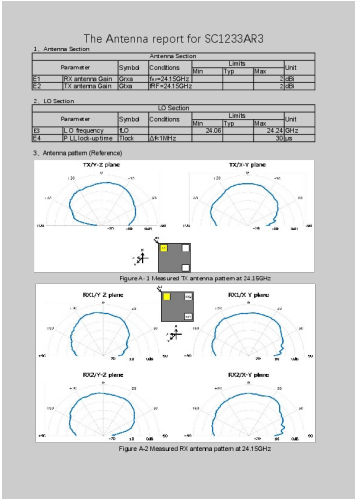

[pdf] Test Report

å 1 huangleshan ATN Test Report Botslab Inc R811 Video Doorbell 2 Pro 2A22Z 2A22ZR811 r811 The Antenna report for SC1233AR3 1Antenna Section Parameter Symbol E1 RX antenna Gain Grxa E2 TX antenna Gain Gtxa Antenna Section Conditions Min fRF=24.15GHz fRF=24.15GHz Limits Typ Max Unit 2 dBi 2 dBi 2LO Section Parameter Symbol E3 L O frequency fLO E4 P LL lock-up time Tlock ...

lang:nl score:14 filesize: 283.86 K page_count: 1 document date: 2023-12-27



[pdf] Decleration of Conformity Product Photos Teardown

Microsoft Word Internal photos doc dg35135 Photos Botslab Inc R811 Video Doorbell 2 Pro 2A22Z 2A22ZR811 r811

China Certification ICT Co., Ltd Dongguan EUT INTERNAL PHOTOGRAPHS Report No.: CR230740716-INP Page 1 of 8 China Certification ICT Co., Ltd Dongguan Report No.: CR230740716-INP Page 2 of 8 China Certification ICT Co., Ltd Dongguan Report No.: CR230740716-INP Page 3 of 8 China Certi...

lang:en score:14 filesize: 698.83 K page_count: 8 document date: 2023-12-19

[pdf] Decleration of Conformity Product Photos

Microsoft Word test Setup photos 15C doc dg35135 Test Photos 2 Botslab Inc R811 2A22Z 2A22ZR811 r811

...

lang:en score:14 filesize: 942.32 K page_count: 6 document date: 2023-12-29

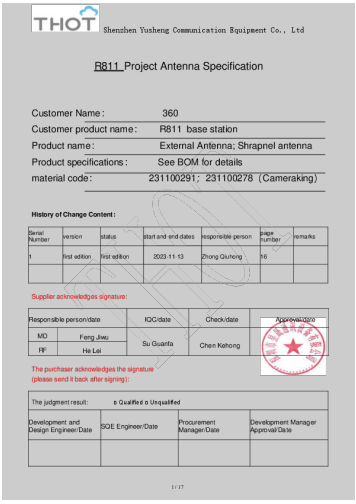

R811 Project Antenna Specification - Shenzhen Yusheng Communication Equipment Co., Ltd

Technical specifications and performance data for the R811 base station external antenna and shrapnel antenna, including active parameters, efficiency, gain, and structural details from Shenzhen Yusheng Communication Equipment Co., Ltd.

lang:en score:13 filesize: 2.05 M page_count: 17 document date: 2023-12-28



[pdf] Specifications

SPECIFICATION FOR APPROVAL 2 4GANT Botslab Inc R810 Pano Video Doorbell 2A22Z 2A22ZR810 r810

Shenzhen Yu Sheng communication equipment Co., LTD 4F 4A, Building 2, South Taiyun Chuanggu Park, Guangming Avenue, Guangming New District, Shenzhen **R811** Project Antenna Specification Customer Name: 360 Customer name: **R811** doorbell Product name: WIFI antenna FPC Antenna Product Specification: Item ...

lang:en score:13 filesize: 910.17 K page_count: 11 document date: 2024-09-23

[pdf] Decleration of Conformity Product Photos

Microsoft Word test Setup photos 15C doc dg35135 Test Photos Botslab Inc R811 Video Doorbell 2 Pro 2A22Z 2A22ZR811 r811

China Certification ICT Co., Ltd Dongguan Report No.: CR230740716-00-TSP TEST SETUP PHOTOGRAPHS Conducted Emissions Front View - AC 12V Power supply mode Conducted Emissions Side View - AC 12V Power supply mode China Certification ICT Co., Ltd Dongguan Report No.: CR230740716-00-TSP Cond...

lang:en score:13 filesize: 939.75 K page_count: 6 document date: 2023-12-19



[pdf] Specifications

SPECIFICATION FOR APPROVAL ANT Report Botslab Inc R810H Video Doorbell 2 Pro Wi Fi HomeBase 2A22Z 2A22ZR810H r810h

R811 Project Antenna Specification Customer Name: 360 Customer Name: **R811** Base Station Product Name: External Antenna Product Specifications: See BOM for details Material code: external antenna: 231100291; Steel sheet: 231100278 Kaimujin Change Content Resume: Serial Version Number 1 First ...

lang:en score:13 filesize: 1.17 M page_count: 7 document date: 2025-04-27

[pdf] Product Photos

External Photos Botslab Inc R810 Video Doorbell 2 Pro 2A22Z 2A22ZR810 r810

Page 1 of 4 Report No.: LGT25C014 Appendix - External Photographs of EUT Constructional Details Model: **R811**S Photo 1 Photo 2 Page 2 of 4 Report No.: LGT25C014 Appendix - External Photographs of EUT Constructional Details Photo 3 Photo 4 Page 3 of 4 Report No.: LGT25C014 Appendix - Extern...

lang:en score:12 filesize: 603.78 K page_count: 4 document date: 2025-04-23



[pdf] Product Photos Teardown

Internal Photos Botslab Inc R810 Video Doorbell 2 Pro 2A22Z 2A22ZR810 r810

Page 1 of 8 Report No.: LGT25C014 Appendix - Internal Photographs of EUT Constructional Details Model: **R811**S Photo 1 Photo 2 Page 2 of 8 Report No.: LGT25C014 Appendix - Internal Photographs of EUT Constructional Details Photo 3 Photo 4 Page 3 of 8 Report No.: LGT25C014 Appendix - Intern...

lang:en score:12 filesize: 1.87 M page_count: 8 document date: 2025-04-23

[pdf]

R811 1 20231212 Botslab Peel off the red 3M double sided tape at bottom of backplate align it according to orientation on and attach door or wall E1Kik0p9QZL ref dp product quick view m media amazon images I |||

...

lang:en score:10 filesize: 31.55 M page_count: 15 document date: 2024-03-22



[pdf]

R811 2 20231212 OL Botslab À l ouverture des colis vérifiez que unité principale n est pas endommagée et tous les accessoires sont présents sonnette x 1 station A1aOoxMl9uL m media amazon images I |||

...

lang:en score:10 filesize: 1.17 M page_count: 12 document date: 2024-02-28



[pdf] User Manual

R811 7 20240313 OL Botslab Herunterladen und Installation der App Methode 1 Scannen Sie den unten bereitgestellten QR Code um die herunterzuladen zu installieren E1FulB3xJ1L ref dp product quick view m media amazon images I |||

...

lang:en score:10 filesize: 29.97 M page_count: 12 document date: 2024-03-13