

Manuals+

[Q & A](#) | [Deep Search](#) | [Upload](#)

manuals.plus /

› [AVIOT](#) /

› [AVIOT TE-Q3 Wireless Noise Cancelling Earbuds User Manual](#)

AVIOT TE-Q3

AVIOT TE-Q3 Wireless Noise Cancelling Earbuds User Manual

Model: TE-Q3 | Brand: AVIOT

[Setup](#)

[Operating Instructions](#)

[Maintenance](#)

[Troubleshooting](#)

[Specifications](#)

[Warranty &](#)

[Support](#)

WHAT'S IN THE BOX

The AVIOT TE-Q3 earbuds come with the following components:

- Earbuds (L/R)
- Charging Case
- Silicone Ear Tips (XS/S/M/L sizes, M pre-installed)
- USB Type-C Charging Cable
- User Manual

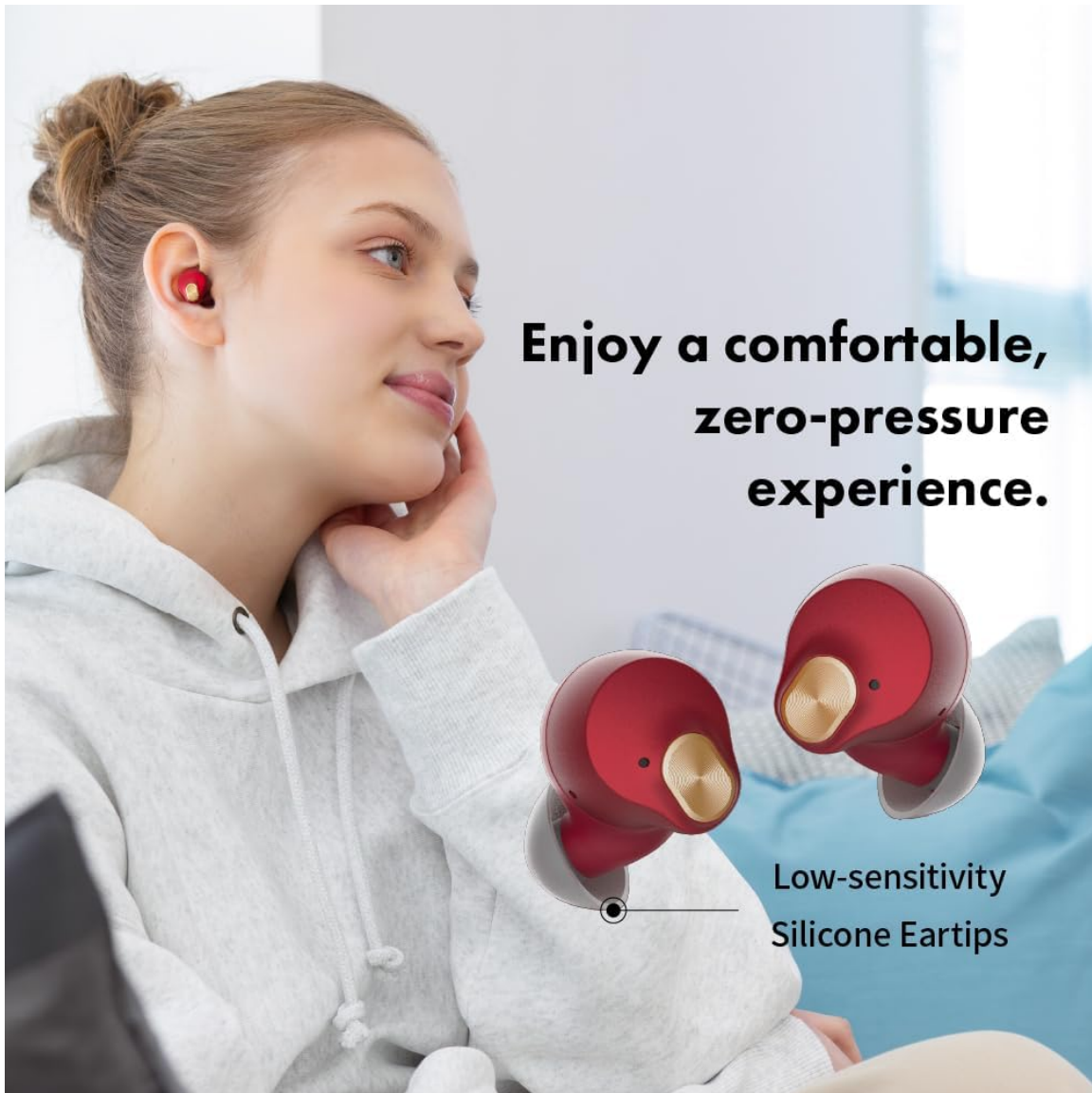
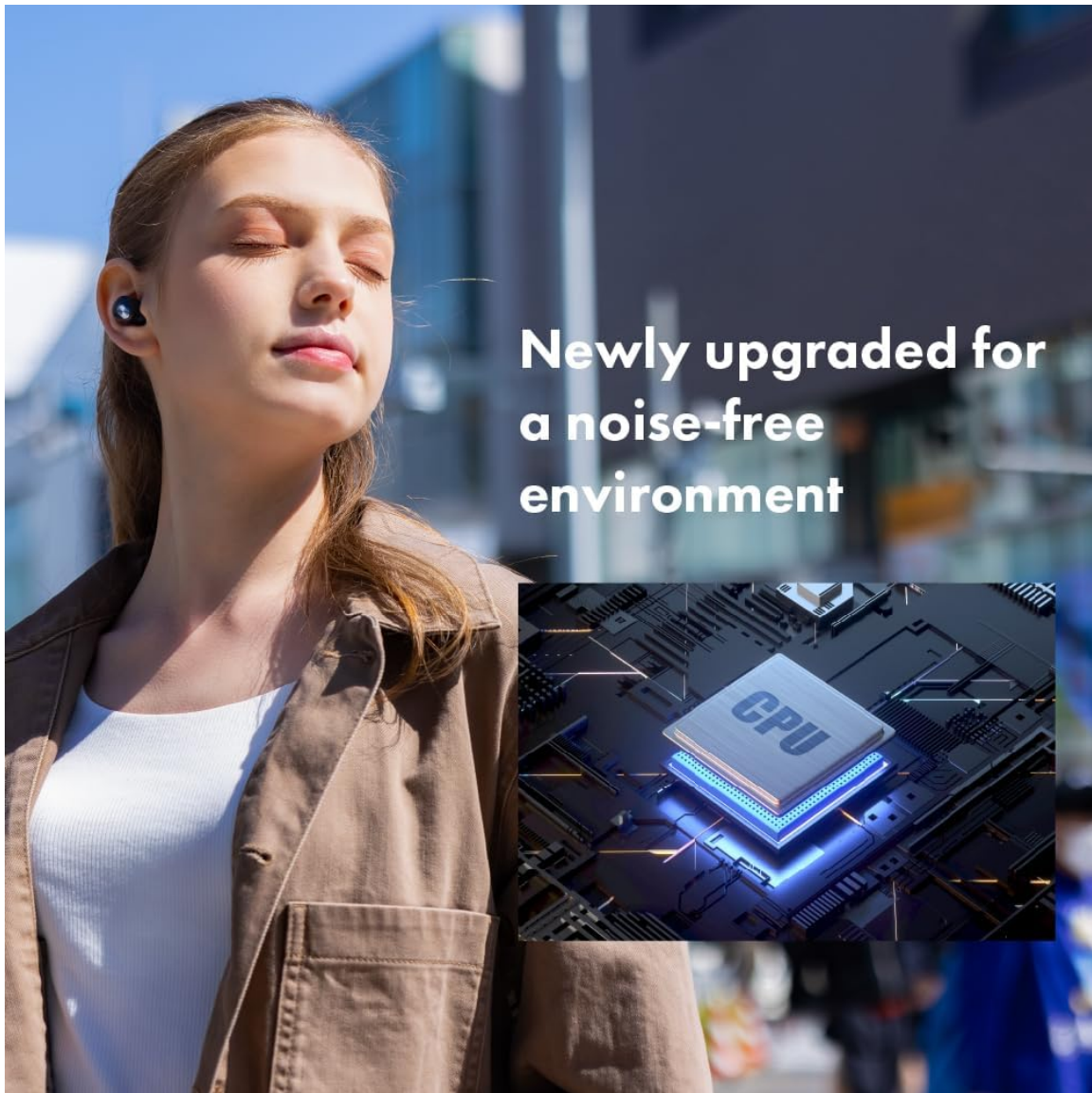


Image: Contents of the AVIOT TE-Q3 package, showing the earbuds, charging case, various sized ear tips, a USB Type-C cable, and the user manual.

SETUP

1. Selecting the Right Ear Tips

Choosing the correct ear tip size is crucial for optimal sound quality and noise cancellation. Experiment with the included XS, S, M, and L silicone ear tips to find the best fit for your ears. A snug fit ensures proper seal and comfort.



**Newly upgraded for
a noise-free
environment**

Image: A selection of silicone ear tips in different sizes, from extra small to large, designed to provide a comfortable and secure fit for various ear canal sizes.

2. Initial Pairing

1. Open the charging case. The earbuds will automatically enter pairing mode.
2. On your device (smartphone, tablet, etc.), go to Bluetooth settings.
3. Select "AVIOT TE-Q3" from the list of available devices.
4. Once connected, you will hear an audio prompt confirming successful pairing.

3. Multipoint Connection

The TE-Q3 supports multipoint connection, allowing you to connect to two devices simultaneously. To set this up:

1. Connect the earbuds to your first device as described in "Initial Pairing."
2. Disable Bluetooth on the first device. The earbuds will re-enter pairing mode.
3. Connect the earbuds to your second device.
4. Re-enable Bluetooth on your first device. The earbuds should now be connected to both devices.

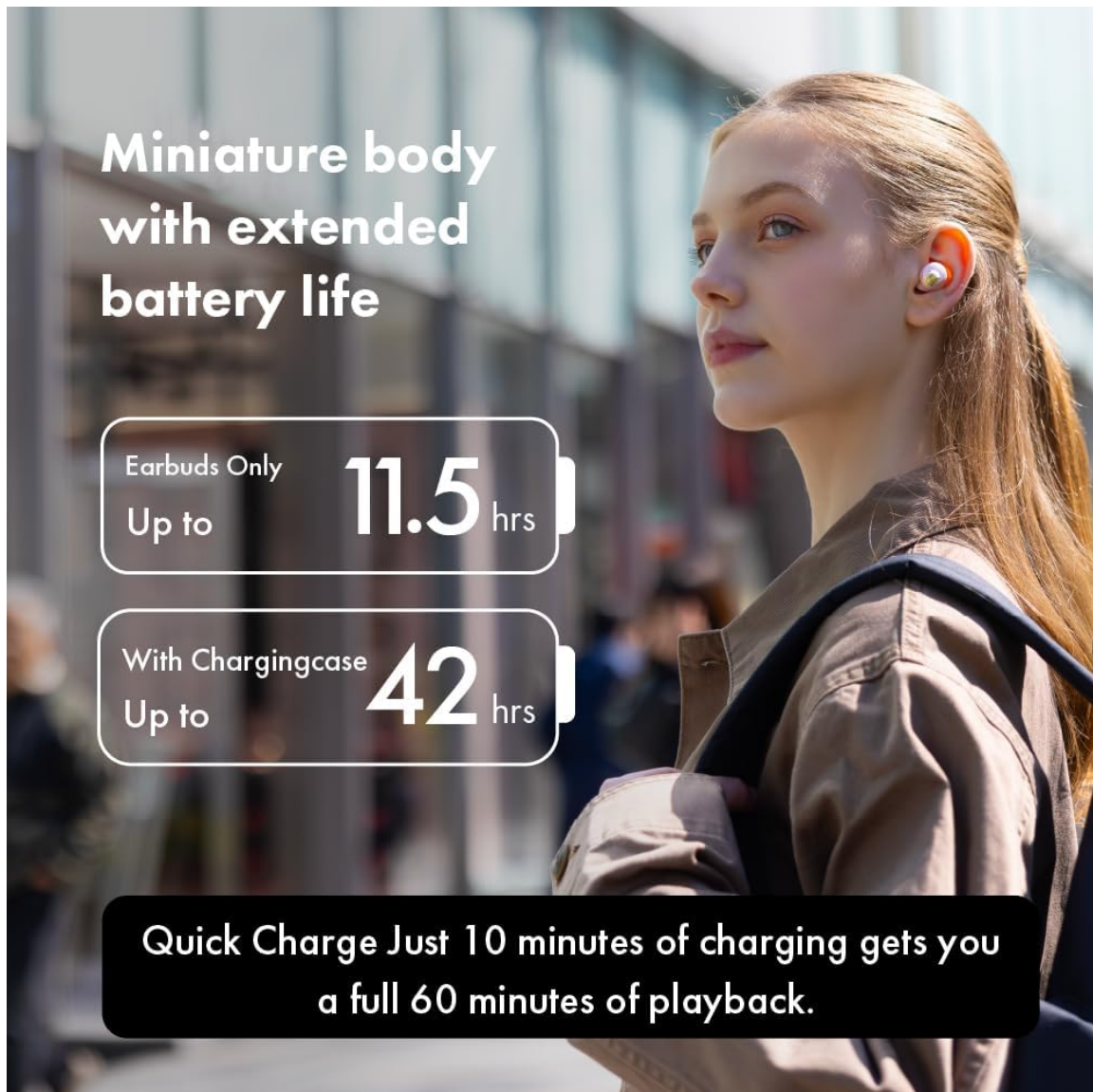
The earbuds will intelligently switch audio playback between the two connected devices.

OPERATING INSTRUCTIONS

Touch Controls

The AVIOT TE-Q3 earbuds feature intuitive touch controls for managing playback, calls, and ambient sound modes. The touch-sensitive area is located on the stem of each earbud.

- **Single Tap:** Play/Pause music, Answer/End calls.
- **Double Tap:** Skip to next track.
- **Triple Tap:** Activate voice assistant.
- **Tap and Hold:** Toggle between Active Noise Cancellation (ANC) and Transparency Mode.
- **Swipe Up/Down:** Adjust volume (up on right earbud, down on left earbud).



**Miniature body
with extended
battery life**

Earbuds Only
Up to **11.5** hrs

With Chargingcase
Up to **42** hrs

**Quick Charge Just 10 minutes of charging gets you
a full 60 minutes of playback.**

Image: A person demonstrating how to adjust the earbud in their ear, highlighting the touch control functionality on the stem.

Ambient Sound Modes

The earbuds offer various ambient sound modes to suit your environment:

- **Active Noise Cancellation (ANC):** Reduces external noise for an immersive listening experience.
- **Transparency Mode:** Allows you to hear your surroundings while listening to audio, enhancing

situational awareness.

- **Normal Mode:** Standard audio playback without noise cancellation or transparency.

Toggle between these modes using the touch controls or the dedicated AVIOT Sound Me app.

AVIOT Sound Me App

Download the "AVIOT Sound Me" app for advanced customization and features:

- **EQ Customization:** Adjust sound profiles to your preference.
- **Firmware Updates:** Keep your earbuds updated with the latest features and improvements.
- **Find My Earbuds:** Locate misplaced earbuds by emitting a sound.
- **Easy Chat:** Automatically lowers music volume and enhances vocals for conversations.

MAINTENANCE

Cleaning

Regularly clean your earbuds and charging case to maintain optimal performance and hygiene. Use a soft, dry cloth to wipe down the surfaces. For ear tips, remove them from the earbuds and clean with mild soap and water, then dry thoroughly before reattaching.

Water Resistance

The AVIOT TE-Q3 earbuds are IPX4 waterproof, meaning they are resistant to splashing water from any direction. They are suitable for workouts and light rain, but should not be submerged in water.

TROUBLESHOOTING

Connection Issues

- **Earbuds not pairing:** Ensure the earbuds are fully charged and in pairing mode (blinking indicator light). Turn off and on Bluetooth on your device.
- **Intermittent connection:** Move closer to your device. Avoid obstacles between the earbuds and your device.

Audio Quality Problems

- **Low volume or poor sound:** Ensure ear tips are properly sealed in your ear canal. Clean any debris from the earbud nozzles.
- **Sound is tinny or strange:** This might be related to the "Adaptive Sound Leakage Compensation" feature. Try disabling it in the AVIOT Sound Me app settings.

Wearing Detection Malfunction

If wearing detection (auto-pause/play) stops working, try placing the affected earbud back into the charging case, closing it for a few seconds, and then taking it out again. This often resolves the issue.

SPECIFICATIONS

Feature	Detail
Model Name	TE-Q3
Connectivity Technology	Wireless (Bluetooth 5.3)
Wireless Range	10 Meters
Noise Control	Active Noise Cancellation
Driver Type	10mm Dynamic Driver
Battery Life (Earbuds)	Up to 11.5 hours (ANC off)
Battery Life (with Charging Case)	Up to 42 hours (ANC off)
Fast Charging	10 minutes charge for 60 minutes playback
Water Resistance Level	IPX4
Control Method	Touch
Microphone	Built-in Mic
Multipoint Pairing	Yes
Material	Silicone (ear tips)

WARRANTY & SUPPORT

For warranty information and customer support, please refer to the official AVIOT website or contact your retailer. Keep your proof of purchase for warranty claims.

For additional assistance, you may visit the [AVIOT Store on Amazon](#).

OFFICIAL PRODUCT VIDEOS

AVIOT TE-Q3 Wireless Noise Cancelling Earbuds - Overview

Your browser does not support the video tag.

Video: An official overview of the AVIOT TE-Q3 Wireless Noise Cancelling Earbuds, showcasing their design and key features.

AVIOT TE-Q3 Wireless Noise Cancelling Earbuds - Features Highlight

Your browser does not support the video tag.

Video: A short video highlighting the main features of the AVIOT TE-Q3 earbuds, including noise cancellation and compact design.