

manuals.plus /

- › [Keter](#) /
- › [Keter Kentwood 50 Gallon Resin Deck Box Instruction Manual](#)

Keter Kentwood 50 Gallon

Keter Kentwood 50 Gallon Resin Deck Box Instruction Manual

This manual provides instructions for the assembly, operation, and maintenance of the Keter Kentwood 50 Gallon Resin Deck Box, designed for outdoor storage.

PRODUCT OVERVIEW

The Keter Kentwood 50 Gallon Resin Deck Box offers a practical and durable solution for outdoor storage. Its design complements various outdoor decors, providing 50 gallons (189 liters) of storage capacity. This deck box is suitable for storing items such as patio cushions, pool equipment, and gardening tools. It also features a lockable lid for enhanced security and can serve as additional seating.



Image: Keter Kentwood 50 Gallon Resin Deck Box, closed, in a brown wood-look finish.

KEY FEATURES

- **Storage Capacity:** 50 gallons (189 liters) for various outdoor items.
- **Durable Resin Construction:** Resistant to rusting, peeling, fading, and denting.
- **Extra Seating:** Sturdy enough to provide additional seating.
- **Lockable Lid:** Offers enhanced security for stored contents.
- **Easy Assembly:** Designed for quick assembly without special tools.
- **Weather Resistant:** UV-resistant and water-resistant to protect contents.

Features



Image: Key features of the Keter Kentwood deck box, including easy assembly and weather resistance.

ASSEMBLY INSTRUCTIONS

The Keter Kentwood 50 Gallon Resin Deck Box is designed for quick and easy assembly, typically taking less than 10 minutes without the need for special tools. Follow the steps below for proper setup.

1. **Unpack Components:** Carefully remove all parts from the packaging and verify against the parts list (not provided in this manual, refer to packaging).
2. **Identify Panels:** Distinguish between the base, side panels, front panel, back panel, and lid.
3. **Connect Panels:** Interlock the side, front, and back panels into the base. Ensure all connections are secure.
4. **Attach Lid:** Secure the lid to the assembled body using the integrated hinge mechanism.
5. **Verify Stability:** Once assembled, gently test the box for stability and ensure the lid opens and closes smoothly.



10-Minute Assembly

No Tools Required

Image: Components of the Keter Kentwood deck box laid out for assembly, highlighting the ease of setup.

OPERATING INSTRUCTIONS

Storage

The deck box provides 50 gallons of storage space. To use, simply lift the lid. Place items such as patio cushions, garden tools, or pool accessories inside. Ensure the lid is fully closed to protect contents from weather and dust.

KENTWOOD 50 GALLON

Versatile Storage



Patio
Cushions



Sports
Equipment



Garden
Tools



Pool
Supplies



Image: The Keter Kentwood deck box open, demonstrating its versatile storage capacity for various outdoor items.

Seating

The sturdy construction of the Keter Kentwood deck box allows it to be used as additional seating. Ensure the lid is securely closed before sitting on it. It is designed to support typical adult weight for occasional seating.

Locking Mechanism

For added security, the deck box features a lockable lid. A padlock (not included) can be inserted through the designated hole on the lid and the corresponding loop on the front panel to secure your belongings.

MAINTENANCE

The Keter Kentwood 50 Gallon Resin Deck Box is constructed from durable resin material, making it largely maintenance-free. To ensure its longevity and appearance:

- **Cleaning:** Wipe down the exterior with a damp cloth and mild soap as needed. Avoid abrasive cleaners or harsh

chemicals, which can damage the resin.

- **Weather Protection:** The resin material is UV-resistant and water-resistant, designed to withstand various weather conditions without rusting, peeling, fading, or denting.
- **Winter Storage:** While durable in cold weather, consider storing delicate items indoors during extreme winter conditions to prevent potential damage.



Image: The Keter Kentwood deck box is designed to withstand various weather conditions, including sun, rain, and wind.

TROUBLESHOOTING

If you encounter any issues with your Keter Kentwood 50 Gallon Resin Deck Box, please refer to the following common solutions:

- **Lid Not Closing Properly:**
 - Ensure no items are obstructing the lid's path.

- Check that all panels are securely interlocked and the box is on a flat, level surface.

- **Water Inside the Box:**

- Verify the lid is fully closed and latched.
- Inspect for any gaps or damage to the resin panels. While water-resistant, extreme conditions or prolonged standing water may affect it.

- **Instability:**

- Confirm all assembly connections are firm.
- Place the deck box on a stable, level surface.

SPECIFICATIONS

Brand	Keter
Model	Kentwood 50 Gallon
Color	Brown
Material	Resin (Recycled)
Capacity	50 Gallons (189 Liters)
Product Dimensions (L x W x H)	32" x 17.5" x 22.75"
Item Weight	16.06 pounds
Special Feature	Lockable
Water Resistance Level	Water Resistant
Closure Type	Flip Top
Opening Mechanism	Hinge
UPC	731161061370



50 Gallon



Weight Capacity

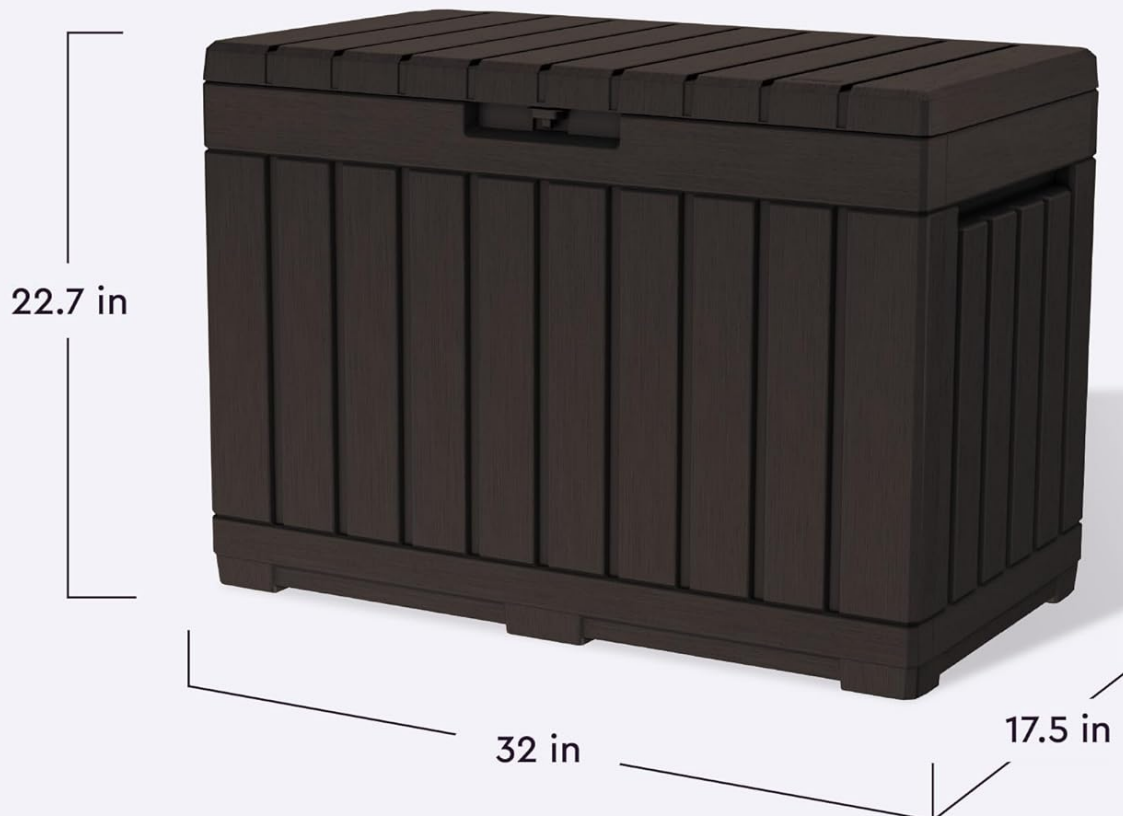


Image: Dimensions and weight capacity of the Keter Kentwood 50 Gallon Deck Box.




SUPPORT AND WARRANTY

For any questions, concerns, or support needs regarding your Keter Kentwood 50 Gallon Resin Deck Box, please contact Keter customer service. Keter offers dedicated support based in the USA to assist you.

While specific warranty details are not provided in this manual, Keter products are known for their durable construction and are designed to last. Please refer to the product packaging or the official Keter website for detailed warranty information.

You can visit the official Keter store for more information: [Keter Official Store](#)

© 2025 Keter. All rights reserved.

	<p>Keter Kentwood 92 US Gal 350L User Manual</p> <p>User manual for the Keter Kentwood 92 US Gallon (350L) deck box, providing assembly instructions, safety precautions, and warranty information.</p>
	<p>31 Gallon Resin Deck Box Installation Guide</p> <p>Step-by-step installation instructions, care, maintenance, and warranty information for the 31 Gallon Resin Deck Box. This durable, weather-resistant storage solution is suitable for outdoor and indoor use.</p>
	<p>28 Gallon Deck Box: Assembly Instructions and Product Information</p> <p>Comprehensive guide for assembling the UDPATIO 28 Gallon Deck Box. Includes a detailed parts list, step-by-step assembly instructions, and customer support contact information for this durable outdoor storage solution.</p>
	<p>Keter Westwood 570L / 150 US GAL Outdoor Storage Box Assembly and Care Guide</p> <p>Detailed assembly instructions, safety precautions, and warranty information for the Keter Westwood 570L (150 US Gallon) outdoor storage box. Learn how to build and care for your durable resin deck box.</p>
	<p>113/200Gallon Wicker Patio Deck Box: Use and Care Manual Outdoor Storage Guide</p> <p>Comprehensive use and care manual for the 113/200Gallon Wicker Patio Deck Box. Learn about assembly, usage, cleaning, maintenance, and safety tips for your outdoor storage solution.</p>
	<p>Keter 870L 230 US GAL Outdoor Storage Box Assembly Instructions</p> <p>This document provides comprehensive assembly instructions for the Keter 870L (230 US Gallon) outdoor storage box. It includes a detailed parts list, step-by-step assembly guidance, safety precautions, and warranty information.</p>

