



[Manuals.plus](#) /

> [UYF](#) /

> [UYF M4-BWFLH-U WiFi Smart Lock Instruction Manual](#)

## UYF M4-BWFLH-U

# UYF M4-BWFLH-U WiFi Smart Lock Instruction Manual

Model: M4-BWFLH-U

[Product Overview](#)

[Setup](#)

[Operating](#)

[Maintenance  
& Support](#)

[Troubleshooting](#)

[Specifications](#)

[Warranty](#)

## 1. PRODUCT OVERVIEW

---

The UYF M4-BWFLH-U WiFi Smart Lock is a keyless entry deadbolt with an integrated handle set, designed for front doors. It offers multiple unlocking methods and smart home integration for enhanced security and convenience.



Image: UYF M4-BWFLH-U WiFi Smart Lock, showcasing its sleek design and handle set.

## Key Features:

- **14-in-1 Security Smart Lock:** Features semiconductor fingerprint recognition, key fob, physical key, Bluetooth, limited time passcodes, anti-peep passcodes, auto-lock, one-touch lock, real-time lock dynamics viewing, normally open mode, external charging port, and voice control compatibility (Alexa/Google Home).
- **Access Management:** Manage multiple smart locks and user passwords via the Smart Life APP. Monitor lock status and visitor entry, receiving real-time notifications for abnormal activity.
- **Flexible Access Sharing:** Generate random, time-limited, one-time, temporary, or custom passcodes for guests or service providers. Supports multi-user fingerprint, IC card, and digital password storage.
- **Durable Construction:** Made from heavy aluminum alloy with an OLED backlit touchscreen. Designed for outdoor and indoor use, operating in temperatures from -20°F to 158°F. Features a high-strength lock tongue for durability.
- **Automatic Locking:** Configure auto-lock timers (0-15 minutes) or a normally open mode via the app. One-touch locking is available by holding the '#' key for 2 seconds.

## 2. SETUP

Proper installation is crucial for the optimal performance and security of your UYF Smart Lock. Follow these steps carefully.

### 2.1 Door Compatibility Check

Before installation, ensure your door meets the following specifications:

- **Cross Hole Diameter:** 54mm (2.13 inches)
- **Door Thickness:** 38-48mm (1.49-1.88 inches)
- **Backset:** 60/70mm (2.36/2.76 inches)
- **Edge Bore Diameter:** 24mm (0.94 inch)
- No additional hole drilling is typically required.




Image: Detailed diagram showing door measurements and compatibility requirements for the smart lock.

### 2.2 Installation Steps

For a visual guide, please refer to the official installation video below. The video demonstrates each step of the process.

Your browser does not support the video tag.

Video: Official UYF Smart Lock Installation Guide. This video provides step-by-step instructions for mounting the lock on your door.

1. **Install the Deadbolt:** Adjust the deadbolt length to 2-3/8" or 2-3/4". Ensure the word "UP" on the deadbolt faces upwards and the bolt is in a retracted (unlocked) position. Secure the deadbolt with two screws.
2. **Install the Strike Plate:** Place the spindle vertically before inserting it into the door frame. Secure the strike plate with screws.
3. **Install the Exterior Assembly:** Keep the spindle vertical and pass the cable under the deadbolt. Pass the spindle through the central hole and the cable through the bottom hole. The side with "Cable Hole" should face outside.
4. **Install the Mounting Plate:** Screw the mounting plate firmly onto the door, ensuring the cable is routed correctly.
5. **Install the Interior Assembly:** Keep the knob vertical during installation. Plug the cable into the designated port on the interior assembly. Attach the interior assembly to the mounting plate and tighten the screws. Insert 4 AA batteries (not included) into the battery compartment.




Image: Exploded view of the UYF Smart Lock components, including the exterior keypad, interior unit, and WiFi gateway.

## 2.3 App Connection and Initial Setup

Download the Smart Life APP to manage your lock. The app allows for user password management, remote control, and monitoring.



Image: Screenshot of the Smart Life app, illustrating various settings and management options for the smart lock.

## 3. OPERATING THE SMART LOCK

Your UYF Smart Lock offers multiple convenient ways to unlock and lock your door.

### 3.1 Unlocking Methods

- **Fingerprint Recognition:** Place your registered finger on the sensor. The lock will unlock if the fingerprint is recognized.
- **Electronic Keypad:** Enter your programmed digital passcode on the backlit touchscreen.
- **Key Fob/IC Card:** Hold the key fob or IC card near the lock's sensor to unlock.
- **Physical Key:** Use the provided physical key as a traditional backup method.
- **Smart Life App (Bluetooth/WiFi):** Use the app on your smartphone to remotely unlock the door.

- **Voice Control (Alexa/Google Home):** Integrate with compatible smart home devices to unlock the door using voice commands. (Note: Code-based verification may be required for remote voice unlock).

Image: Demonstrates generating and sharing temporary access codes via the Smart Life app for keyless entry.




Image: Illustrates voice control functionality with Alexa and Google Home, enabled by the included WiFi Gateway.

Your browser does not support the video tag.

Video: A user demonstrates various unlocking methods including fingerprint, keypad code, key fob, and app control for the UYF Smart Lock.

### 3.2 Locking Methods

- **Auto-Lock:** Set a timer (0-15 minutes) via the Smart Life app for the lock to automatically engage after closing.
- **One-Touch Lock:** Press and hold the '#' key on the keypad for 2 seconds to manually lock the door.
- **Smart Life App:** Use the app to remotely lock the door.



Image: Shows the one-touch locking feature by holding the '#' key, and the auto-lock function configurable via the app.

## 4. MAINTENANCE

Regular maintenance ensures the longevity and reliable operation of your smart lock.

## 4.1 Battery Replacement

The interior assembly requires 4 AA batteries (not included). When the battery level is low, the lock will provide a low battery alert. Replace all four batteries simultaneously for optimal performance.



Image: Internal view of the smart lock, highlighting the battery compartment and the Type-C emergency charging port.

## 4.2 Emergency Power

In case of complete battery depletion, the lock features a Type-C external charging port for emergency power, allowing you to temporarily power the lock and gain entry.

# 5. TROUBLESHOOTING

This section addresses common issues and security features of your UYF Smart Lock.

## 5.1 Security Features and Alerts

- **Anti-Cracking Technology:** The lock is designed to prevent unauthorized access attempts. Entering an incorrect code five times will temporarily lock the keypad for 2 minutes.
- **Low Battery Alert:** The lock will notify you when batteries are low, prompting replacement.
- **Alarm Sounds:** The lock emits alarm sounds to deter unwanted entry attempts.
- **Real-time Monitoring:** The Smart Life app provides a real-time activity log, showing successful and failed entry attempts, and pushes notifications for any abnormal information.

## UYF Smart Lock



- Wi-Fi Gateway Included
- Up to 200 Users/100+Fingerprints/100+Fobs/100+Codes
- Remote Control
- Voice Navigation
- Smartphone APP
- Auto Lock (3S-1800S)
- Aluminum alloy Material

VS

## Other Brands

- Wi-Fi Gateway Sold Separately
- Up to 20 Users/codes
- Not Support Remote Control
- Regular Buzzer
- No Bluetooth Function
- Manual Locking or Auto lock just (5-900S)
- Plastic Material

Image: The Smart Life app's activity log, showing various lock events and security alerts.

### Check Compatibility Before Purchase

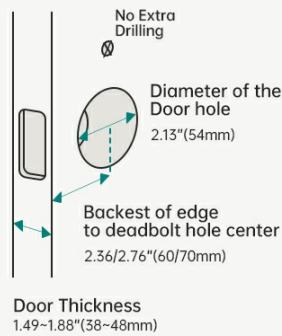


Image: Visual representation of the smart lock's security features, including anti-cracking technology, low battery alerts, and alarm functions.

## 6. SPECIFICATIONS

Feature	Specification
Brand	UYF
Model Number	M4-BWFLH-U
Item Dimensions (L x W x H)	14 x 8 x 3 inches
Color	Matte Black
Number of Pieces	1
Finish Type	Painted
Shape	Rectangular

Feature	Specification
Item Weight	3.87 pounds
Operating Temperature	-20°F to 158°F (-28.8°C to 70°C)
Waterproof Rating	IP65
Power Source	4 AA Batteries (not included)
Emergency Power	Type-C External Charging Port



Image: Illustrates the rigorous testing the UYF Smart Lock undergoes for durability and security, including strength, usage, salt spray, and humidity tests.

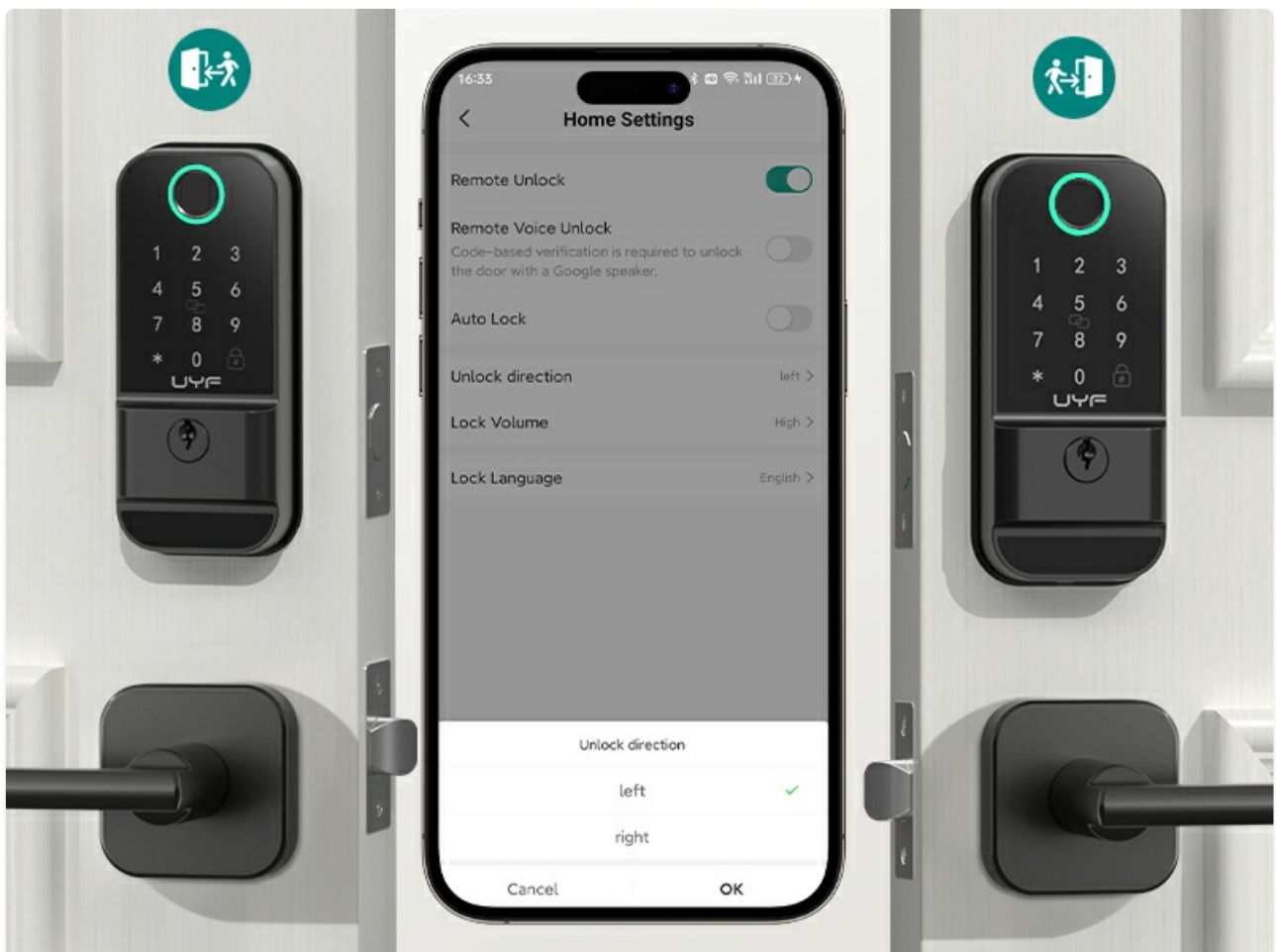


Image: Demonstrates the IP65 weather resistance of the smart lock, showing its ability to withstand rain, snow, and temperatures from -4°F to 158°F.

## 7. WARRANTY AND SUPPORT

---

UYF products are designed for reliability and come with dedicated customer support.

- **Warranty:** Enjoy a 1-year warranty from the date of purchase.
- **Returns/Exchanges:** A 30-day free return or exchange policy is available.
- **Technical Support:** Permanent technical support is provided for all UYF products.

### Contact Customer Service:

For any questions or support, please contact UYF customer service:

**Toll-free:** 1-855-832-2847

**Operating Hours:** Mon-Sun, 12 pm-8 pm, 9 pm-6 am (EDT)

**Email:** [uyfservice01@hotmail.com](mailto:uyfservice01@hotmail.com)

**WhatsApp:** Scan the QR code below for direct support.



Image: QR code for quick access to UYF Customer Service via WhatsApp.